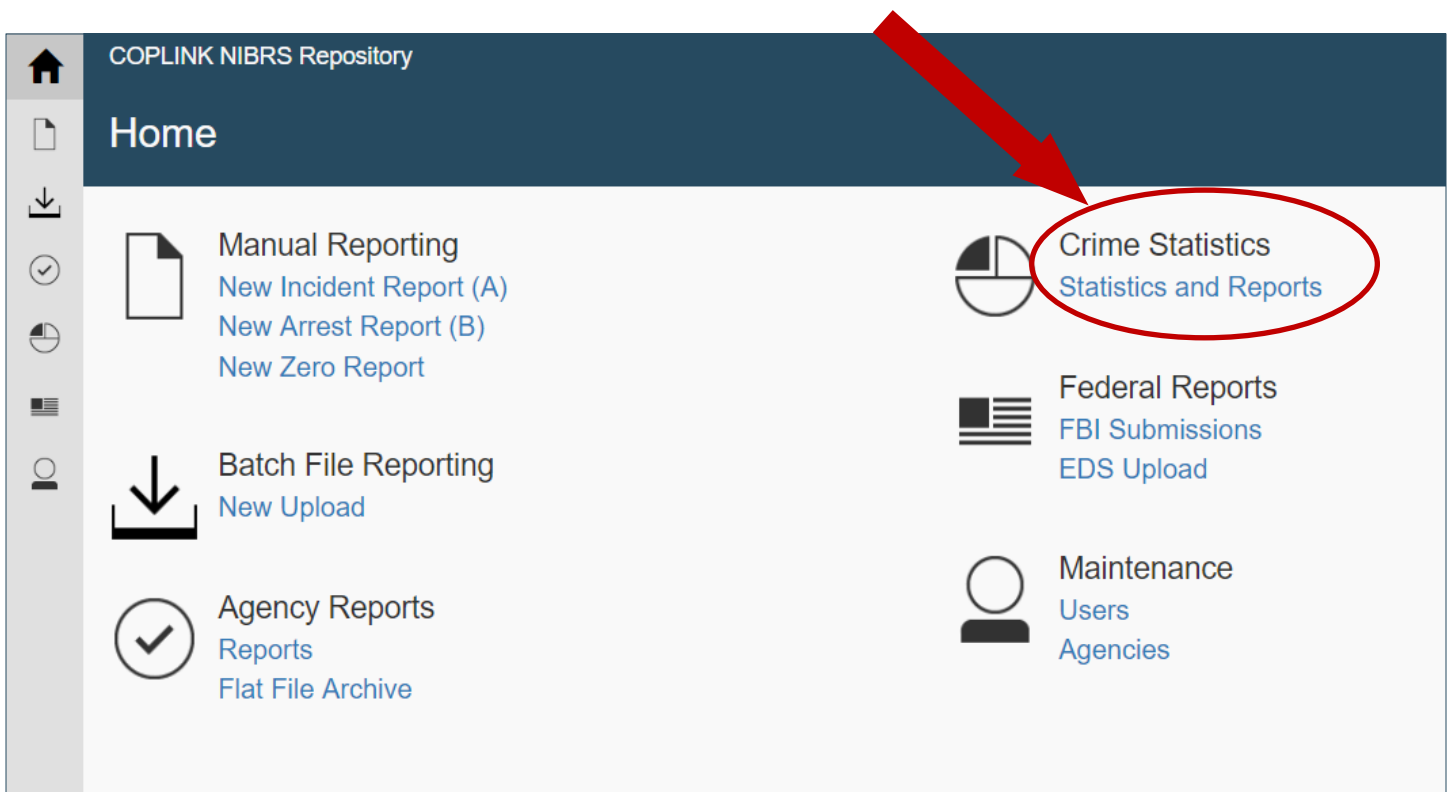


Guidelines for the NIBRS Summary of Offenses Report from COPLINK NIBRS

The following procedures are for extracting NIBRS data from the state repository, COPLINK NIBRS. You must be an employee of a contributing law enforcement agency and have a user profile to access this database.

1. On the COPLINK NIBRS homepage, click on the “Statistics and Reports” link under the “Crime Statistics” heading.



2. A new window will open with tabs for various reports: Arrest, Domestic Violence, Hate Crime, Homicide Offenses, Law Enforcement Officers Killed or Assaulted (LEOKA), Offender, Offense, Property, and Victim.

The screenshot shows the 'Forensic Logic' NIBRS Reports interface for Washington State. The 'Arrest' tab is selected. The interface includes several filter sections: 'Report Name' (Arrest Count), 'Report Series' (Crime Type), 'By' (NIBRS Code), 'Arrestee Age' (Juvenile, Adult, Both, with 'Include Unknown' checked), 'Year' (2013-2019), 'Month' (January-July), and 'For' (All Crimes). A list of crime codes is visible, including 09A-Murder Non Negligent Manslaughter, 09B-Negligent Manslaughter, 09C-Justifiable Homicide, 100-Kidnapping/Abduction, 11A-Rape, 11B-Sodomy, and 11C-Sexual Assault With An Object. A 'Generate Report' button is at the bottom.

3. To produce a Summary of Offense report, click on the "Offense" tab.

The screenshot shows the 'Forensic Logic' NIBRS Reports interface for Washington State. The 'Offense' tab is selected, highlighted with a red circle and a red arrow. The 'Report Name' is set to 'Summary of Offense'. The 'For' filter is set to 'All Group A Crimes'. The crime code list is the same as in the previous screenshot. A 'Generate Report' button is at the bottom.

4. On the “Offense” screen, choose the report parameters, such as:

a) Agency

b) Year

c) Month(s) for the report

Forensic Logic NIBRS Reports for Washington State

Arrest Domestic Violence Hate Homicide LEOKA Offender Offense Property Victim

Report Name: Summary of Offense

Report Series: Crime Type

By: NIBRS Code

Year: All

Month: All

For: All Group A Crimes

09A-Murder Non Negligent Manslaughter
09B-Negligent Manslaughter
09C-Justifiable Homicide
100-Kidnapping/Abduction
11A-Rape
11B-Sodomy
11C-Sexual Assault With An Object

Generate Report

To choose an agency, use the drop down list (only one agency can be chosen):

Forensic Logic NIBRS Reports for Washington State

Arrest Domestic Violence Hate Homicide LEOKA

Report Name: Summary of Offense

Report Series: Crime Type

By: NIBRS Code

For: All Group A Crimes

09A-Murder Non Negligent Manslaughter
09B-Negligent Manslaughter
09C-Justifiable Homicide
100-Kidnapping/Abduction
11A-Rape
11B-Sodomy
11C-Sexual Assault With A

Washington State
Washington State

Aberdeen Police Department
Adams County Sheriff's Office
Airway Heights Police Department
Algona Police Department
Anacortes Police Department
Arlington Police Department
Asotin County Sheriff's Office
Asotin Police Department
Auburn Police Department
Bainbridge Island Police Department
Battle Ground Police Department
Bellevue Police Department
Bellingham Police Department
Benton County Sheriff's Office
Bingen Police Department
Black Diamond Police Department
Blaine Police Department
Bonney Lake Police Department

Generate Report

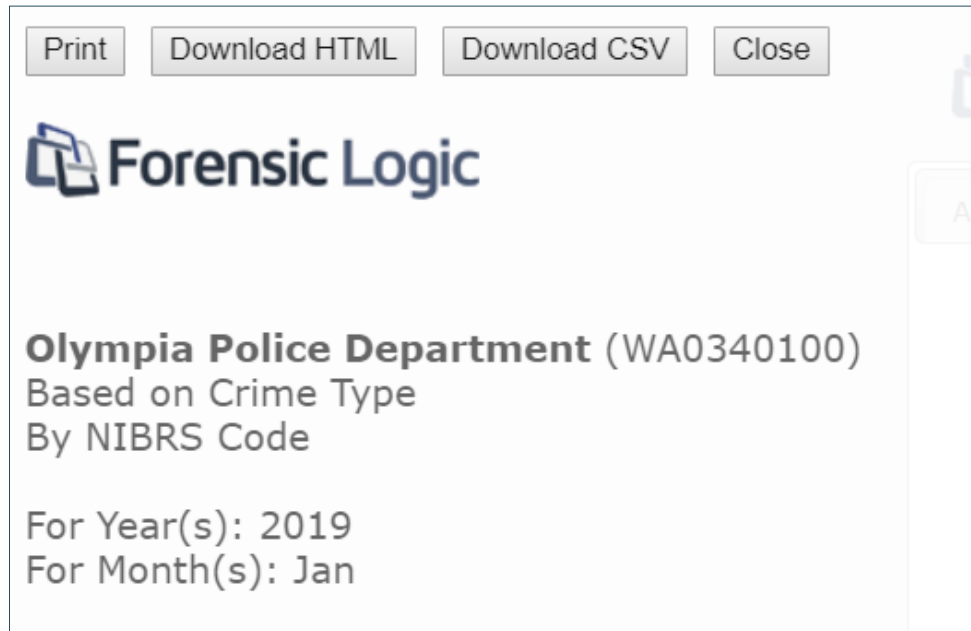
Multiple months and years can be chosen by holding down the shift key while clicking on the months and/or years; *however*, this request will combine the statistics into one report.

The screenshot shows the 'Forensic Logic' NIBRS Reports interface for the 'Olympia Police Department'. The interface includes a navigation bar with tabs for 'Arrest', 'Domestic Violence', 'Hate', 'Homicide', 'LEOKA', 'Offender', 'Offense', 'Property', and 'Victim'. The 'Offense' tab is selected. The main form contains several sections: 'Report Name' (Summary of Offense), 'Report Series' (Crime Type), 'By' (NIBRS Code), 'Year' (2013-2019), 'Month' (January-July), and 'For' (All Group A Crimes). A red circle highlights the 'Month' dropdown menu, which is currently open and showing 'January' selected. Below the 'For' dropdown is a list of crime codes: 09A-Murder Non Negligent Manslaughter, 09B-Negligent Manslaughter, 09C-Justifiable Homicide, 100-Kidnapping/Abduction, 11A-Rape, 11B-Sodomy, and 11C-Sexual Assault With An Object. A 'Generate Report' button is located at the bottom center of the form.

5. After choosing an agency, year, and month for the report data, click on “Generate Report”:

This screenshot is identical to the one above, but with a red arrow pointing to the 'Generate Report' button, which is also circled in red. The 'Month' dropdown is still open, and the 'Year' dropdown is set to '2019'. The 'For' dropdown is set to 'All Group A Crimes'.

6. The report will open in another window with options to Print, Download in HTML, Download in CSV, or Close (the window); the report headings indicate the agency, year, and month chosen:



7. Scroll down the page to view the entire report:

Print Download HTML Download CSV Close

Forensic Logic NIBRS Reports for Olympia Police Department

Arrest Domestic Violence Hate Homicide NIBRS Report Gender Offense Property Victim

Report Name: Summary of Offense
 Report Series: Crime Type
 By: NIBRS Code

Year: All 2018 2017 2016 2015 2014 2013
 Month: All January February March April May June July

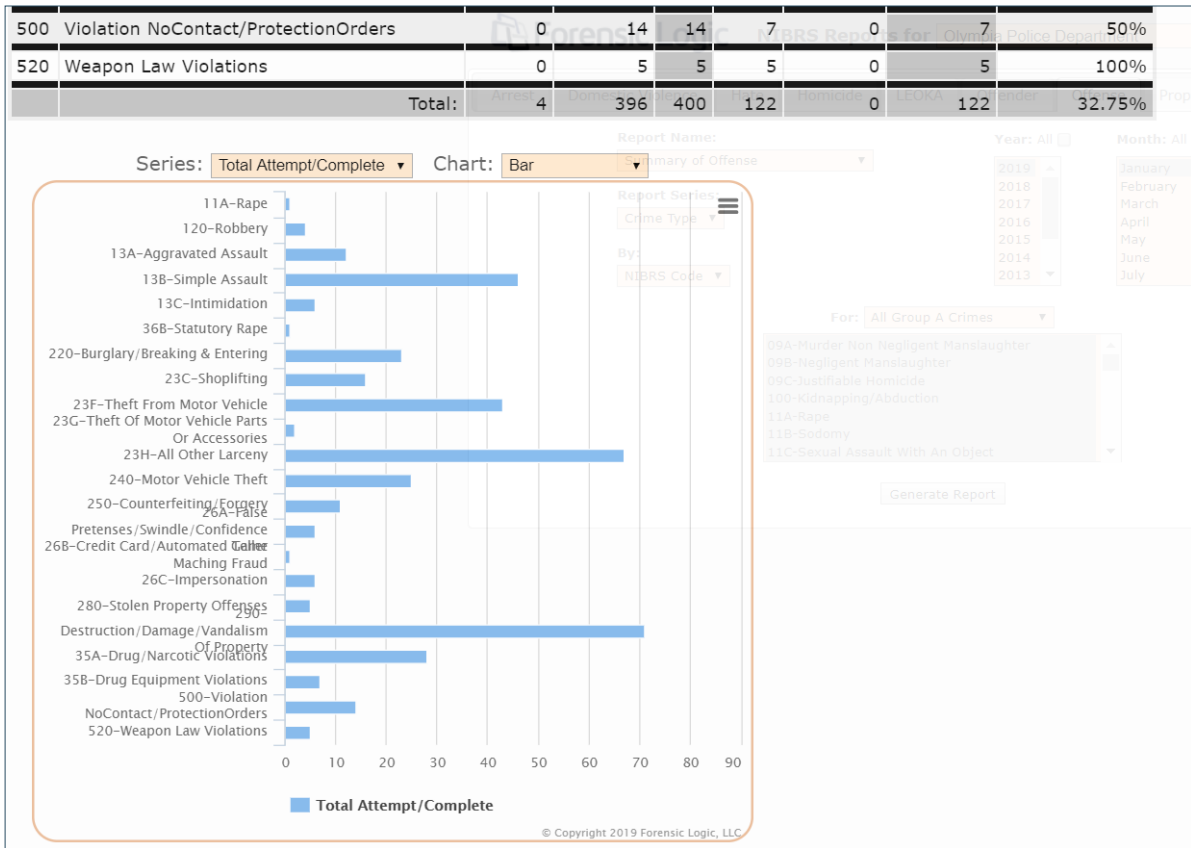
For: All Group A Crimes

Warning - The Coplink NIBRS dashboard is being released as a beta version. Users are cautioned that not all reports or data have been verified.

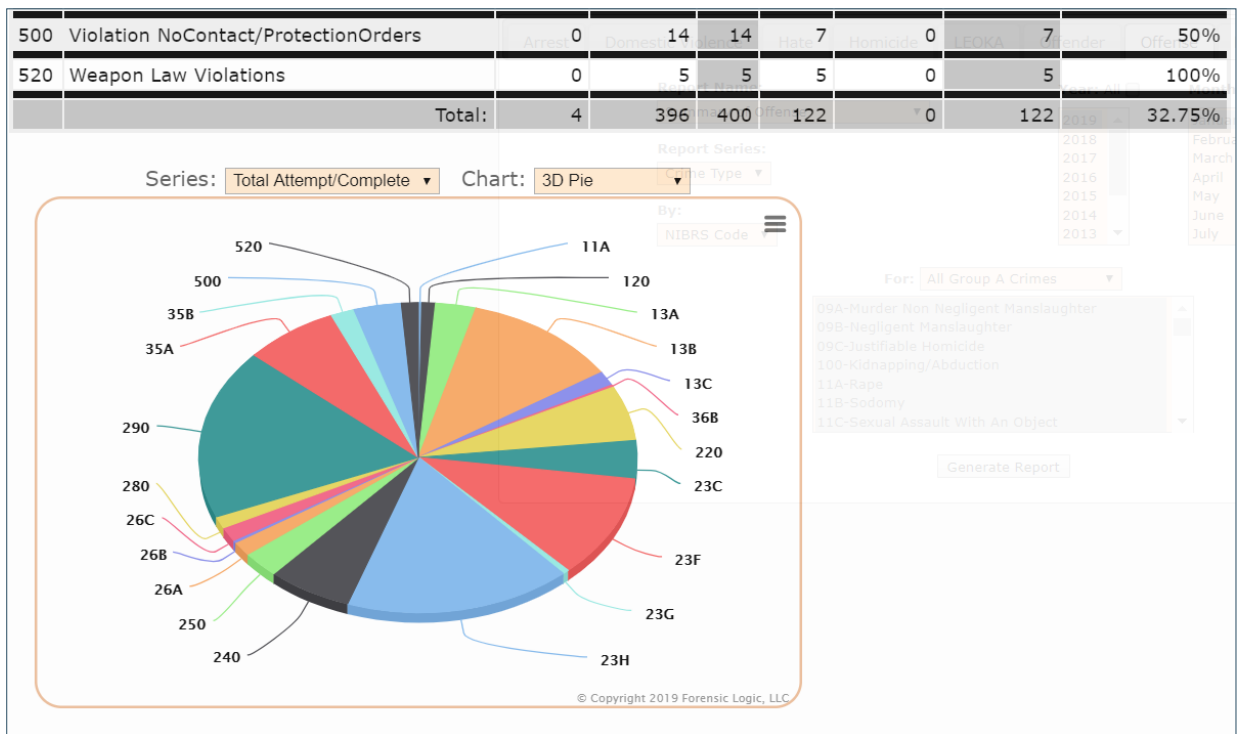
Offense	Attempt	Complete	Total	Arrest	Exception	Total Clear	Percent Cleared
11A Rape	0	1	1	0	0	0	0%
120 Robbery	1	3	4	1	0	1	25%
13A Aggravated Assault	0	12	12	10	0	10	91.67%
13B Simple Assault	0	46	46	26	0	26	67.39%
13C Intimidation	0	6	6	5	0	5	83.33%
36B Statutory Rape	0	1	1	0	0	0	0%
220 Burglary/Breaking & Entering	0	23	23	5	0	5	17.39%
23C Shoplifting	0	16	16	5	0	5	31.25%
23F Theft From Motor Vehicle	1	42	43	1	0	1	2.33%
23G Theft Of Motor Vehicle Parts Or Accessories	0	2	2	0	0	0	0%
23H All Other Larceny	0	67	67	3	0	3	5.97%

8. At the bottom of the page, there are options for data visualization in charts.

Bar Chart:



Pie Chart:



As of April 2019, these reports are in beta version. The COPLINK NIBRS vendor, Forensic Logic, is still working on completing data migration from the legacy system for data prior to 2019.

We believe the 2019 data are correct and encourage you to use the report application for 2019 data and beyond.

Please contact the WASPC CJIS Department if you have any questions or comments and to request reports for data prior to 2019:

cjis@waspc.org or (360) 486-2400

We appreciate your continued patience while our vendor works on data migration, application bugs, and system enhancements.