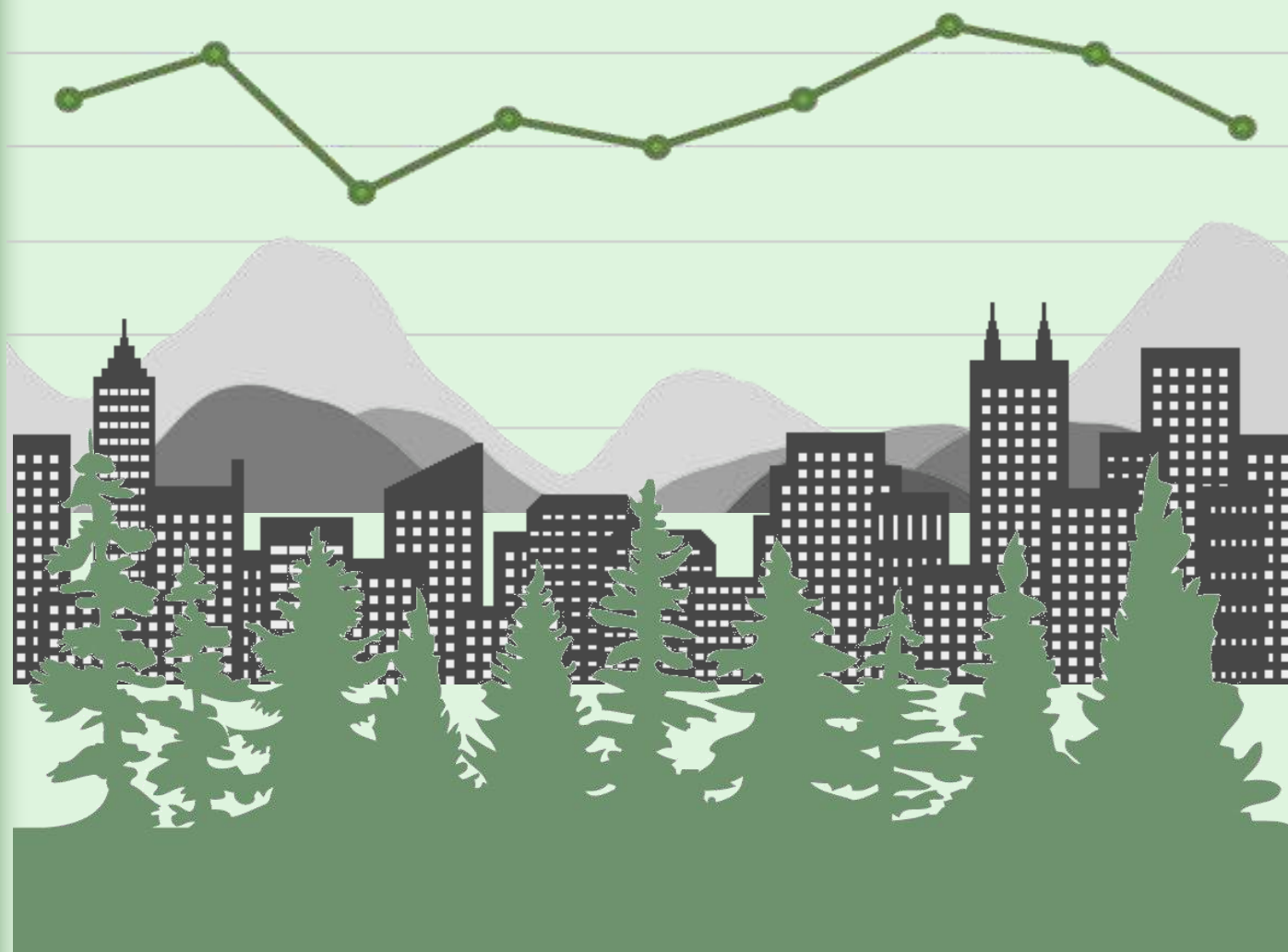




Washington Association of Sheriffs and Police Chiefs

Crime in Washington 2021 Annual Report



The Crime In Washington 2021 Annual Report

is prepared by

Criminal Justice Information Support Staff:

Tonya Todd, UCR Program Specialist
Brent Gibson, UCR Program Specialist

Joan L. Smith, CJIS Manager, State UCR Program Manager

Contact: cjis@waspc.org or (360) 486-2400

**The Washington State Uniform Crime Reporting Program
is administered by the
Washington Association of Sheriffs and Police Chiefs**

3060 Willamette Drive NE
Lacey, WA 98516
Phone: (360) 486-2380
Fax: (360) 486-2381
Website: www.waspc.org

Steven D. Strachan, Executive Director

TABLE OF CONTENTS

Introduction

Inside Cover.....	i
Table of Contents.....	ii
Acknowledgement.....	iv
Memoriam	v
Washington Law Enforcement Agencies by County	vi
Washington Law Enforcement City, State Agency and Tribal to County	viii
Introduction to Washington Crime Reporting	1

Statewide Crime profile

2021 Facts at a Glance	9
Crime Clock	11
Group A Crime Totals	12
Offense by Category	13
Use of Drugs/Alcohol by Offense	14
Violent Crime	15

Crimes Against Persons

Statewide Crimes Against Persons	17
Assault Offenses	
<i>Aggravated Assault</i>	21
<i>Intimidation</i>	22
<i>Simple Assault</i>	23
Forcible Sex Offenses.....	24
<i>Fondling</i>	25
<i>Rape</i>	26
<i>Sodomy</i>	27
<i>Sexual Assault with an Object</i>	27
Human Trafficking Offenses.....	28
Kidnapping/Abduction	29
Homicide Offenses	
<i>Manslaughter</i>	30
<i>Murder</i>	31
Non-Forcible Sex Offenses	
<i>Incest</i>	32
<i>Statutory Rape</i>	32
Violation of No Contact or Protection Order	33

Crimes Against Property

Statewide Crimes Against Property	35
Arson	37
Burglary/Breaking and Entering	38
Counterfeiting/Forgery	39
Destruction/Damage/Vandalism of Property.....	40

Embezzlement-Extortion-Bribery	41
Extortion	41
Bribery	41
Fraud Offenses	42
Larceny-Theft Offenses	43
Motor Vehicle Theft	44
Robbery	45
Stolen Property Offenses	46
 Crimes Against Society	
Statewide Crimes Against Society	48
Animal Cruelty	49
Drug Violations	
<i>Drug Equipment Violations</i>	50
<i>Drug/Narcotic Violations</i>	51
Gambling	50
Pornography/Obscene Material – Prostitution Offenses	53
Prostitution Offenses	53
Weapons Law Violations	54
 Arrests	
Statewide Arrests	56
Adult Arrests	60
Juvenile Arrests	62
 Domestic Violence	64
 Hate Crimes	71
 Law Enforcement Officers Killed or Assaulted	84
 Individual Agencies reporting NIBRS	87
 Full-Time Law Enforcement Employees	551
 Glossary	573

Acknowledgements

The ***Crime In Washington 2021*** annual report was compiled from data submitted to the Washington State Uniform Crime Reporting Program of the Washington Association of Sheriffs and Police Chiefs by Washington State law enforcement agencies.

This report would not be possible without the voluntary cooperation of Washington State's law enforcement agencies and the commitment to submit timely, complete, and accurate crime statistics.

Washington Association of Sheriffs and Police Chiefs



***In dedication
to those in law enforcement
who lost their lives
in the line of duty.***



Agencies by County

ADAMS

Adams County SO
Othello PD
Ritzville PD

ASOTIN

Asotin County SO
Asotin PD
Clarkston PD

BENTON

Benton County SO
Kennewick PD
Prosser PD
Richland PD
West Richland PD

CHELAN

Chelan County SO
Wenatchee PD

CLALLAM

Clallam County SO
Forks PD
La Push Tribal PD
Lower Elwha Tribal PD
Makah Tribal PD
Port Angeles PD
Sequim PD

CLARK

Clark County SO
Battle Ground PD
Camas PD
La Center PD
Ridgefield PD
Vancouver PD
Washougal PD
WSU PD-Vancouver

COLUMBIA

Columbia County SO

COWLITZ

Cowlitz County SO
Castle Rock PD
Kalama PD
Kelso PD
Longview PD
Woodland PD

DOUGLAS

Douglas County SO
East Wenatchee PD

FERRY

Ferry County SO
Republic PD

FRANKLIN

Franklin County SO
Connell PD
Pasco PD

GARFIELD

Garfield County SO

GRANT

Grant County SO
Coulee City PD
Ephrata PD
Grand Coulee PD
Mattawa PD
Moses Lake PD
Quincy PD
Royal City PD
Soap Lake PD

GRANT (continued)

Warden PD

GRAYS HARBOR

Grays Harbor County SO
Aberdeen PD
Chehalis Tribal PD
Cosmopolis PD
Elma PD
Hoquiam PD
McCleary PD
Montesano PD
Oakville PD
Ocean Shores PD
Quinalt Tribal PD
Westport PD

ISLAND

Island County SO
Coupeville PD
Langley PD
Oak Harbor PD

JEFFERSON

Jefferson County SO
Port Townsend PD

KING

King County SO
Auburn PD
Algona PD
Beaux Arts PD
Bellevue PD
Black Diamond PD
Bothell PD
Burien PD
Carnation PD
Clyde Hill PD
Covington PD
Des Moines PD
Duvall PD
Enumclaw PD
Federal Way PD
Issaquah PD
Kenmore PD
Kent PD
Kirkland PD
Lake Forest Park PD
Maple Valley PD
Medina PD
Mercer Island PD
Muckleshoot Tribal PD
Newcastle PD
Normandy Park PD
North Bend PD
Pacific PD
Port of Seattle PD
Redmond PD
Renton PD
Sammamish PD
SeaTac PD
Seattle PD
Shoreline PD
Skykomish PD
Snoqualmie PD
Snoqualmie Tribal PD
Tukwila PD
University of WA PD
Woodinville PD
Yarrow Point PD

KITSAP

Kitsap County SO
Bainbridge Island PD
Bremerton PD
Port Gamble S'Klallam Tribal PD
Port Orchard PD
Poulsbo PD
Suquamish Tribal PD

KITTITAS

Kittitas County SO
Central WA University PD
Cle Elum - Roslyn PD
Ellensburg PD
Kittitas PD

Klickitat

Klickitat County SO
Bingen-White Salmon PD
Goldendale PD

LEWIS

Lewis County SO
Centralia PD
Chehalis PD
Morton PD
Mossyrock PD
Napavine PD
Pe Ell PD
Toledo PD
Vader PD
Winlock PD

LINCOLN

Lincoln County SO
Odessa PD
Reardan PD
Wilbur PD

MASON

Mason County SO
Shelton PD
Skokomish Tribal PD
Squaxin Island Tribal PD

OKANOGAN

Okanogan County SO
Brewster PD
Colville Tribal PD
Coulee Dam PD
Elmer City PD
Omak PD
Oroville PD
Tonasket PD
Twisp PD
Winthrop PD

PACIFIC

Pacific County SO
Ilwaco PD
Long Beach PD
Raymond PD
Shoalwater Bay Tribal PD
South Bend PD

PEND OREILLE

Pend Oreille County SO
Kalispel Tribal PD
Newport PD

PIERCE

Pierce County SO
Bonney Lake PD
Buckley PD
DuPont PD
Eatonville PD
Edgewood PD
Fife PD
Fircrest PD
Gig Harbor PD
Lakewood PD
Milton PD
Orting PD
Puyallup PD
Puyallup Tribal PD
Roy PD
Ruston PD

PIERCE (continued)

Steilacoom PD
Sumner PD
Tacoma PD
University Place PD

SAN JUAN

San Juan County SO

SKAGIT

Skagit County SO
Anacortes PD
Burlington PD
Mount Vernon PD
Sedro-Woolley PD
Swinomish Tribal PD
Upper Skagit Tribal PD

SKAMANIA

Skamania County SO

SNOHOMISH

Snohomish County SO
Arlington PD
Brier PD
Darrington PD
Edmonds PD
Everett PD
Granite Falls PD
Gold Bar PD
Index PD
Lake Stevens PD
Lynnwood PD
Marysville PD
Mill Creek PD
Monroe PD
Mountlake Terrace PD
Mukilteo PD
Sauk-Suiattle Tribal PD
Snohomish PD
Stanwood PD
Stillaguamish Tribal PD
Sultan PD
Tulalip Tribal PD
Woodway PD

SPOKANE

Spokane County SO
Airway Heights PD
Cheney PD
Eastern WA University PD
Liberty Lake PD
Spokane PD
Spokane Valley PD

STEVENS

Stevens County SO
Chewelah PD
Colville PD
Kettle Falls PD
Spokane Tribal PD
Springdale PD

THURSTON

Thurston County SO
Evergreen State College PD
Lacey PD
Nisqually Tribal PD
Olympia PD
Rainier PD
Tenino PD
Tumwater PD
Yelm PD

WAHIAKUM

Wahkiakum County SO

Agencies by County

WALLA WALLA

Walla Walla County SO
College Place PD
Walla Walla PD

WHATCOM

Whatcom County SO
Bellingham PD
Blaine PD
Everson-Nooksack PD
Ferndale PD
Lummi Tribal PD
Lynden PD
Nooksack Tribal PD
Sumas PD
Western WA University PD

WHITMAN

Whitman County SO
Colfax PD
Colton PD
Garfield PD
Oakesdale PD
Palouse PD
Pullman PD
Rosalia PD
Uniontown PD
WA State University PD

YAKIMA

Yakima County SO
Grandview PD
Granger PD
Mabton PD
Moxee PD
Selah PD
Sunnyside PD
Tieton PD
Toppenish PD
Union Gap PD
Wapato PD
Yakama Nation Tribal PD
Yakima PD
Zillah PD



CITY	COUNTY
Aberdeen	Grays Harbor
Airway Heights	Spokane
Algona	King
Anacortes	Skagit
Arlington	Snohomish
Asotin	Asotin
Auburn	King
Bainbridge Island	Kitsap
Battle Ground	Clark
Beaux Arts	King
Bellevue	King
Bellingham	Whatcom
Bingen	Klickitat
Black Diamond	King
Blaine	Whatcom
Bonney Lake	Pierce
Bothell	King
Bremerton	Kitsap
Brewster	Okanogan
Brier	Snohomish
Buckley	Pierce
Burien	King
Burlington	Skagit
Camas	Clark
Carnation	King
Castle Rock	Cowlitz
Central WA University	Kittitas
Centralia	Lewis
Chehalis	Lewis
Chehalis Tribe	Grays Harbor
Cheney	Spokane
Chewelah	Stevens
Clarkston	Asotin
Cle Elum	Kittitas
Clyde Hill	King
Colfax	Whitman
College Place	Walla Walla
Colton	Whitman
Colville	Stevens
Colville Tribe	Okanogan
Connell	Franklin
Cosmopolis	Grays Harbor
Coulee Dam	Okanogan
Coupeville	Island
Covington	King
Darrington	Snohomish
Des Moines	King
DuPont	Pierce
Duvall	King
East Wenatchee	Douglas
Eastern WA University	Spokane
Eatonville	Pierce
Edgewood	Pierce
Edmonds	Snohomish
Ellensburg	Kittitas
Elma	Grays Harbor
Elmer City	Okanogan
Enumclaw	King
Ephrata	Grant
Everett	Snohomish
Evergreen State College	Thurston
Everson	Whatcom
Federal Way	King
Ferndale	Whatcom

CITY	COUNTY
Fife	Pierce
Fircrest	Pierce
Forks	Clallam
Garfield	Whitman
Gig Harbor	Pierce
Gold Bar	Snohomish
Goldendale	Klickitat
Grand Coulee	Grant
Grandview	Yakima
Granger	Yakima
Granite Falls	Snohomish
Hoquiam	Grays Harbor
Index	Snohomish
Ilwaco	Pacific
Issaquah	King
Kalama	Cowlitz
Kalispel Tribe	Pend Oreille
Kelso	Cowlitz
Kenmore	King
Kennewick	Benton
Kent	King
Kettle Falls	Stevens
Kirkland	King
Kittitas	Kittitas
La Center	Clark
La Push Tribe	Clallam
Lacey	Thurston
Lake Forest Park	King
Lake Stevens	Snohomish
Lakewood	Pierce
Langley	Island
Liberty Lake	Spokane
Long Beach	Pacific
Longview	Cowlitz
Lower Elwha Tribe	Clallam
Lummi Nation	Whatcom
Lynden	Whatcom
Lynnwood	Snohomish
Mabton	Yakima
Makah Tribe	Clallam
Maple Valley	King
Marysville	Snohomish
Mattawa	Grant
McCleary	Grays Harbor
Medina	King
Mercer Island	King
Mill Creek	Snohomish
Milton	Pierce
Monroe	Snohomish
Montesano	Grays Harbor
Morton	Lewis
Moses Lake	Grant
Mossyrock	Lewis
Mount Vernon	Skagit
Mountlake Terrace	Snohomish
Moxee	Yakima
Muckleshoot Tribe	King
Mukilteo	Snohomish
Napavine	Lewis
Newcastle	King
Newport	Pend Oreille
Nisqually Tribe	Thurston

CITY	COUNTY
Nooksack Tribe	Whatcom
Normandy Park	King
North Bend	King
Oak Harbor	Island
Oakesdale	Whitman
Oakville	Grays Harbor
Ocean Shores	Grays Harbor
Odessa	Lincoln
Olympia	Thurston
Omak	Okanogan
Oroville	Okanogan
Orting	Pierce
Othello	Adams
Pacific	King
Palouse	Whitman
Pasco	Franklin
Pe Ell	Lewis
Port Angeles	Clallam
Port Gamble S'Klallam Tribe	Kitsap
Port of Seattle	King
Port Orchard	Kitsap
Port Townsend	Jefferson
Poulsbo	Kitsap
Prosser	Benton
Pullman	Whitman
Puyallup	Pierce
Puyallup Tribe	Pierce
Quinault Tribe	Grays Harbor
Quincy	Grant
Rainier	Thurston
Raymond	Pacific
Reardan	Lincoln
Redmond	King
Renton	King
Republic	Ferry
Richland	Benton
Ridgefield	Clark
Ritzville	Adams
Rosalia	Whitman
Roy	Pierce
Royal City	Grant
Ruston	Pierce
Sammamish	King
Sauk-Suiattle Tribe	Snohomish
SeaTac	King
Seattle	King
Sedro-Woolley	Skagit
Selah	Yakima
Sequim	Clallam
Shelton	Mason
Shoalwater Bay Tribe	Pacific
Shoreline	King
Skokomish Tribe	Mason
Skykomish	King
Snohomish	Snohomish
Snoqualmie	King

CITY	COUNTY
Snoqualmie Tribe	King
Soap Lake	Grant
South Bend	Pacific
Spokane	Spokane
Spokane Tribe	Stevens
Spokane Valley	Spokane
Springdale	Stevens
Squaxin Island Tribe	Mason
Stanwood	Snohomish
Steilacoom	Pierce
Stillaguamish Tribe	Snohomish
Sultan	Snohomish
Sumas	Whatcom
Sumner	Pierce
Sunnyside	Yakima
Suquamish Tribe	Kitsap
Swinomish Tribe	Skagit
Tacoma	Pierce
Tenino	Thurston
Tieton	Yakima
Toledo	Lewis
Tonasket	Okanogan
Toppenish	Yakima
Tukwila	King
Tumwater	Thurston
Twisp	Okanogan
Union Gap	Yakima
University of Washington	King
University Place	Pierce
Upper Skagit Tribe	Skagit
Vader	Lewis
Vancouver	Clark
Walla Walla	Walla Walla
Wapato	Yakima
Warden	Grant
WA State Gambling	Thurston
WA State Insurance	Thurston
WA State University	Whitman
Washougal	Clark
Wenatchee	Chelan
West Richland	Benton
Western WA University	Whatcom
Westport	Grays Harbor
White Salmon	Klickitat
Wilbur	Lincoln
Winlock	Lewis
Winthrop	Okanogan
Woodinville	King
Woodland	Cowlitz
Woodway	Snohomish
WSU – Vancouver	Clark
Yakima	Yakima
Yakama Nation	Yakima
Yarrow Point	King
Yelm	Thurston
Zillah	Yakima

Introduction

This is the forty-second (42nd) annual publication of the Washington Uniform Crime Reporting (UCR) Program report of criminal offenses, arrests, law enforcement officers killed or assaulted, and full-time law enforcement employees. Funding for the Washington State UCR Program is provided through contract with the Washington State Criminal Justice Training Commission (CJTC) and administration of the program is the responsibility of the Washington Association of Sheriffs and Police Chiefs (WASPC) Criminal Justice Information Support (CJIS) Department. The Washington State UCR Program is unique in that it is sponsored, administered, and supported by an organization of contributing agency administrators rather than a bureau or department of state government.

How to Use This Report

The ***Crime in Washington 2021*** is a publication based on crime statistic data submitted from Washington law enforcement agencies using the National Incident-Based Reporting System (NIBRS). There are important factors the reader must consider when reading or using this report as well as crime statistic reports available from the FBI or other sources:

1. The data used to compile this report are based on a “snapshot” of our repository database as of **March 22, 2022**. In NIBRS, there are no “fixed” statistics because law enforcement agencies update their incidents as new information becomes available.
2. The data used in this report are based on the NIBRS method of submitting crime statistics. It is more comprehensive and detailed than the Summary Reporting System (SRS) in the past so *the statistics published in NIBRS and SRS should not be compared*.
3. The data displayed in this report should not be compared to the FBI ***Crime in The United States 2021*** report which will be published later this year. The Washington State UCR Program forwards the crime data to the FBI in the NIBRS format; however, the FBI may convert NIBRS to the SRS format, use estimations, or omit agencies that have not submitted all twelve months for 2021.
4. The data displayed per agency in this report should not be used to compare to other agencies or compile “rankings” of cities and counties. There are several variables which contribute to crime in a particular jurisdiction, including the demographics, economic, and cultural make-up of the population, the local industrial and economic base, its dependence upon neighboring jurisdictions, the transportation system, its economic dependence on non-residents (such as tourists, shoppers, or other day-time visitors), and its proximity to military installations, correctional facilities, universities/colleges, or state hospitals.

Background

Although the collection of nationwide crime information dates back to the 1890s, no ongoing program was initiated until the International Association of Chiefs of Police (IACP) established a committee on uniform crime records in 1917. The committee's responsibility to provide management information to law enforcement agencies eventually was turned over to the Federal Bureau of Investigation (FBI) in 1930 when the FBI received a congressional mandate to collect and disseminate national crime information. The IACP has continued to serve the UCR Program in an advisory capacity and has been joined in this responsibility by the National Sheriffs Association.

The FBI UCR Program started with the Summary Reporting System (SRS) method of submitting crime statistic data; the SRS method remained virtually unchanged, other than adding the Arson offense in 1979 and Human Trafficking Offenses in 2013. The National Incident-Based Reporting System (NIBRS) was a result of a 1970s law enforcement study to improve crime statistics with the guidelines and specifications developed and based on recommendations and collaboration during the 1980s. A pilot was conducted during 1987 in South Carolina and at a national UCR conference in early 1988; the consensus of attendees was that the FBI should continue its efforts to implement NIBRS nationally. In February 2016, the FBI Director announced that the FBI UCR Program would transition to a NIBRS-only data collection by January 1, 2021.

The Washington State UCR Program was activated in October 1979 and collection of the monthly SRS data from contributing agencies began in January 1980. In December 2006, Washington State was certified by the FBI to officially collect and submit NIBRS data. In January 2008, based on a 2007 advisory committee recommendation, the WASPC Executive Board made the decision to set the goal date for Washington State law enforcement agencies to convert from the SRS method to NIBRS by January 1, 2012. Due to a number of agencies involved in records management system (RMS) upgrades and replacements during 2011, the Executive Board agreed to grant extensions to agencies that could not meet January 2012 deadline. In September 2018, we achieved our goal of 100% NIBRS participation by non-tribal law enforcement agencies.

Today, the Washington State UCR Program offers on-line data entry or batch file upload and provides various reports necessary for statistical purposes in the criminal justice system. Data for ***Crime in Washington 2021*** were compiled from monthly NIBRS submissions by individual law enforcement agencies throughout the State of Washington. As mentioned, the data included in

this report are comprised of NIBRS data only; the “Individual Agency NIBRS” pages display a comparison between 2020 and 2021 for only the agencies that submitted NIBRS for both years.

Crime Index

In the past, the Crime Index was used as a basic measure for comparing the extent of crime among cities, counties, and states of similar size. The index was simply the total number of certain offenses that occurred in a given area in a given calendar period. The offenses used in the Crime Index were the SRS offenses of Murder, Rape, Robbery, Aggravated Assault, Burglary, Larceny-Theft, Motor Vehicle Theft, and Arson.

In June 2004, the FBI Criminal Justice Information Services Division Advisory Policy Board approved discontinuing the use of the Crime Index in the FBI UCR Program and its publications. Because Washington State is no longer converting NIBRS data into SRS data for the purposes of statewide statistical comparison, we discontinued using the “term” Crime Index as a measure to depict incidence of crime beginning with the 2012 annual report.

Crime Rate

A crime rate is based on a specific crime category, such as Crime Against Persons, Crime Against Property, or Crime Against Society, or specific crime grouping, such as violent crimes. The category or grouping is adjusted for variances in population by indicating the number of offenses for each 1,000 persons (other base population increments may be used such as the number of offenses per 100,000).

To calculate the crime rate, first divide the population of the area by 1,000, then divide the crime category or grouping by that answer. For example, if a city has a population of 273,000 and a crime category of 21,257, the calculations would be:

1. $273,000 \text{ divided by } 1,000 = 273.0$
2. $21,257 \text{ divided by } 273.0 = 77.86$

Thus, although a city's crime category is 21,257, its crime rate (the number of crimes for each 1,000 people) is 77.86.

Classification of Offenses

All offenses are classified on the basis of law enforcement investigation in accordance with national UCR offense definitions and are not necessarily identical to the Revised Code of

Washington (RCW) or local ordinance definitions. Because UCR identifies and tallies *law enforcement* contact, offense classifications are not based on filings of the prosecutor, court, medical examiner, jury, or other judicial or subsequent findings.

NIBRS divides offenses into two (2) categories of offenses designated as Group A - Incident and Group B - Arrest Only. The Group A offenses collected in the NIBRS program are: Animal Cruelty, Arson, Assault Offenses, Bribery, Burglary, Counterfeiting/Forgery, Destruction/Damage/Vandalism of Property, Drug/Narcotic Offenses, Embezzlement, Extortion/Blackmail, Fraud Offenses, Gambling Offenses, Homicide Offenses, Human Trafficking Offenses, Kidnapping/Abduction, Larceny/Theft Offenses, Motor Vehicle Theft, Pornography/Obscene Material Offenses, Prostitution Offenses, Robbery, Sex Offenses, Non-Forcible Sex Offenses, Stolen Property Offenses, and Weapon Law Violations; in Washington State, an additional Group A offense is collected: Violation of No Contact/Protection/Anti-Harassment Order. Group A offenses include statistical data on the incident, up to ten offenses, property involved, weapons involved, victim and offender demographics, arrest information, and clearance status.

Group B offenses, for which only arrest data are collected, include: Bad Checks; Curfew/Loitering/Vagrancy Violations; Disorderly Conduct; Driving Under the Influence; Drunkenness; Non-Violent Family Offenses; Liquor Law Violations; Peeping Tom; Trespass of Real Property; and All Other Non-Traffic Offenses.

Counting Offenses

All crimes committed within the same incident by the same person or group of persons, without a significant time or space interval separating them, are reported in NIBRS - a hierarchy rule does not exist in NIBRS as it did in SRS. For example, if a Rape case involves crimes of Motor Vehicle Theft and Kidnapping, all crimes are reported. However, if a crime is an inherent part of another crime, only one crime may be appropriately reported. For example, Larceny is inherent in the crime of Burglary and would not be reported as a separate crime in the incident; however, if the suspect, upon leaving the residence, takes items outside the structure, Larceny would be reported as a second crime. As another example, Assault is an element in Robbery and would not be reported as a crime separately from the Robbery; however, if the suspect forces the victim to engage in a sexual act, both a Robbery and a Sex Offense would be reported because a forced sexual act is not an element of Robbery.

For statistical counting purposes, one offense is counted for each victim of a Crime Against Person; except for Motor Vehicle Theft, one offense is counted for each distinct operation of a Crime Against Property; for Motor Vehicle Theft, one offense is counted for each stolen vehicle, and; one offense is counted for each Crime Against Society.

Arrests

In NIBRS, the law enforcement agencies collect detailed data elements related to incidents and arrests. The Group A - Incident Reports are comprised of segments (Administrative, Offense, Property, Victim, Offender, and Arrestee) and within the segments are multiple data elements identifying the incident, such as originating agency identifier (ORI), incident number, date, location, offense, demographics, and other relevant segment categories. Therefore, unlike SRS, the NIBRS arrests and clearances can be submitted as updates to the Group A - Incidents reported.

Clearances

In NIBRS, clearances are on the incident-level rather than the offense-level. If one offense within an incident is cleared, all offenses in that incident are cleared. Likewise, the arrest of one offender in an incident will clear it even if other offenders have not been arrested yet. Clearances by arrest are automatically created when an Arrest Segment is submitted with a Group A - Incident. An incident cannot be cleared exceptionally if there has been an arrest reported.

Clearances by Exceptional Means allow an agency to clear an incident without an arrest. The four elements that must exist for an exceptional clearance include:

- 1) the identity of at least one offender must be known;
- 2) sufficient probable cause must have been developed to support the arrest and prosecution of the offender;
- 3) the offender's exact location must be known, and;
- 4) there must be a reason, outside of law enforcement's control, which prevents the arrest (for example, the death of the offender or the offender is in the custody of another jurisdiction).

When reviewing the number of clearances, it is important to remember that a clearance can be by "arrest" or by "exceptional means" and could possibly be for an offense in a prior year. The number does not reflect the number of persons arrested in an offense. Also, in UCR terminology, a clearance does not include a case for which the law enforcement agency could not proceed with

an investigation due to an uncooperative or unavailable witness or victim.

Objectives of the Washington State UCR Program

The primary objective of the ***Crime in Washington 2021*** is to implement and administer a uniform system of collecting crime and arrest statistical data from contributing law enforcement agencies in the State of Washington and present the information in complete, accurate, and timely method for the contributors and users of the data. Whether it's a citizen interested in the probability of crime in a neighborhood, a forecaster tracking trends for budget recommendations, or a criminal justice practitioner scheduling personnel deployment in the interest of public safety, data-driven evidence is the foundation for each decision-maker.

Individuals using the tabulations in the ***Crime in Washington 2021*** are cautioned against drawing conclusions by making direct comparisons between cities and/or counties due to the existence of numerous factors which affect the amount and type of crime from place to place. It is important to remember crime is a social problem and therefore, a concern of the entire community. The efforts of law enforcement are limited to factors within its control.

When compiled and evaluated, the data available in the ***Crime in Washington 2021*** can be utilized to:

1. Identify the number of crimes reported by contributing agencies.
2. Identify the geographical distribution of reported offenses.
3. Determine whether or not reported crimes have increased or decreased.
4. Determine the number of clearances and the clearance rate for reported offenses.
5. Determine the reported number of arrests by offense, age, sex, and race.
6. Determine the number of law enforcement officers assaulted and killed.
7. Determine the number of commissioned (sworn) and civilian law enforcement employees by gender.
8. Determine the rate per population group of commissioned (sworn) and civilian law enforcement employees.

There are Washington State statutes requiring submission of crime data to the WASPC CJIS Department, such as domestic violence crime reporting pursuant to RCW 10.99.035 and hate crime reporting pursuant to RCW 36.28A.030. In addition, there are state funding opportunities and programs tied to crime statistic reporting. For example, RCW 82.14.310 for counties and RCW

82.14.320 for municipalities define the criminal justice assistance accounts and the use of crime statistics for calculation in funding.

Timely UCR submission to the WASPC CJIS Department is a requirement for the agency accreditation program in Washington State - Chapter 5, Standard 5.12. Some grant opportunities from federal agencies depend on crime statistics as well. For example, the funding eligibility and calculations for award allocation under the federal Edward Byrne Memorial Justice Assistance Grant (JAG) Program are based on the violent crime reported to the FBI UCR Program. (Reference: <https://bja.ojp.gov/doc/jag-program-fact-sheet.pdf>)

Domestic Violence

Domestic violence crime statistics are collected as mandated by the Washington State statute (RCW 10.99.035). These are not separate offenses from those collected in the State UCR Program but because of the nature of the relationship between the victim(s) and offender(s) involved, an offense may include a domestic violence indicator. The domestic violence data element is collected on Crimes Against Persons and Crimes Against Property. The domestic violence indicator is not forwarded to the FBI.

Hate Crime

Washington State statute (RCW 36.28A.030) mandates the collection of information related to hate crime and any other crimes of bigotry or bias apparently directed against victims perceived to be of a particular race, color, religion, ancestry, national origin, gender, sexual orientation, gender expression or identity, or mental, physical, or sensory disability. Like domestic violence offenses, "hate crimes" are not distinct, separate offenses but are traditional offenses motivated in whole, or in part, by the offender's bias. Data collected with the hate crime indicator are forwarded to the FBI.

Statewide Crime Profile

The following section provides statewide offense counts for Crimes Against Persons, Crimes Against Property, and Crimes Against Society. These numbers are derived from monthly National Incident-Based Reporting System (NIBRS) submissions by Washington State law enforcement agencies.

Facts at a Glance

- The total population for the State of Washington is **7,772,506**.
- In 2021, there were **206** agencies that reported two consecutive years of NIBRS data. Of these agencies, there were **480,860** Group A offenses reported in 2021; compared to **499,084** Group A offenses reported in 2020. This resulted in a *decrease* of **3.7%** in Group A offenses reported.
 - In 2021, Crimes Against Persons showed an *increase* of **4.1%** with **103,870** offenses reported; compared to 2020 offenses reported of **99,761**.
 - In 2021, Crimes Against Property showed a *decrease* of **1.8%** with **360,808** offenses reported; compared to **367,473** offenses reported in 2020.
 - In 2021, Crimes Against Society showed a *decrease* of **49.2%** with **16,184** offenses reported; compared to **31,850** offenses reported in 2020.
 - In 2021, Violent Crimes showed an *increase* of **12.3%** with **29,238** offenses reported; compared to **26,036** offenses reported in 2020.
- There were **325** murders in 2021; this is an increase of **5.9%** compared to **307** murders in 2020.
- There were **24,561** fraud offenses in 2021; this is a decrease of **59.0%** compared to **59,843** fraud offenses in 2020. The significant decrease in fraud activity was due to 2020 fraudulent unemployment claims.
- Group A offenses were cleared by arrest or exceptional means **18.9%** of the time.
- The crime rate (per 1,000 in population) for Group A offenses was **62.58**.
- The total arrest rate per 1,000 in population was **16.13**.
- Juveniles comprised of **3.7%** of the total arrests.
- Domestic Violence offenses made up **47.8%** of all Crimes Against Persons and **2.9%** of all Crimes Against Property.
- A total of **20,878** persons were arrested for DUI, including **123** juveniles.

Facts at a Glance

- A total of **592** hate crime incidents were reported.
- There were a total of **1968** assaults on law enforcement officers and **one** officer killed in the line of duty.
- Full-time law enforcement employees totaled **15,607**; of these **10,736** were commissioned officers.
- There were **2,163** arrests for Drug/Narcotic Violations; of that number **5.5%** were persons under 18 years of age.
 - Possessing/concealing of marijuana constituted **4.6%** of the total drug abuse incidents; the distributing/selling of marijuana accounted for **0.7%** of incidents (*type of criminal activity can be entered three times in each incident*).
 - Possessing/concealing of heroin constituted **10.4%** of the total drug abuse incidents; the distributing/selling of heroin accounted for **3.3%** of incidents (*type of criminal activity can be entered three times in each incident*).
- The weapon type of “Personal Weapons” (hands, fists, or feet) was reported in **52,303** incidents; firearms were reported in **11,377** incidents (*up to three weapons can be reported in each incident*).
- There were **6,064** sexual assault (forcible and non-forcible) incidents reported in 2021. There was a total of **6,064** victims in these incidents; with a total of **4,671** offenders.
- There was a total of **60,808** domestic violence incidents reported; **14,487** of these incidents were Violations of Protection or No Contact Orders.



Crime Clock

One Crime Against Persons every 5.0 minutes

Murder
every 1.1 days

Manslaughter
every 10.1 days

Rape
every 3.4 hours

Forcible Sex Offense
(excluding Rape)
every 2.7 hours

Aggravated Assault
every 30.1 minutes

Simple Assault
every 11.2 minutes

Intimidation
every 38.9 minutes

Kidnapping/Abduction
every 6.4 hours

**Non-Forcible Sex
Offenses**
every 1.4 days

**Human Trafficking
Offenses**
every 5.6 days

**Violation of No
Contact/Protection Order**
every 27.9 minutes

One Crime Against Property every 1.4 minutes

Robbery
every 1.5 hours

Burglary
every 12.4 minutes

Larceny/Theft Offenses
every 3.2 minutes

Motor Vehicle Theft
every 14.9 minutes

Arson
every 5.4 hours

Destruction of Property
every 6.7 minutes

Counterfeiting/Forgery
every 2.5 hours

Fraud Offenses
every 21.4 minutes

Embezzlement
every 2.5 days

Extortion/Blackmail
every 11.7 hours

Bribery
every 30.4 days

Stolen Property Offenses
every 1.5 hours

One Crime Against Society every 31.5 minutes

Animal Cruelty
every 1.2 days

Drug/Narcotic Violations
every 1.4 hours

**Drug Equipment
Violations**
every 2.5 hours

**Pornography/Obscene
Material**
every 13.5 hours

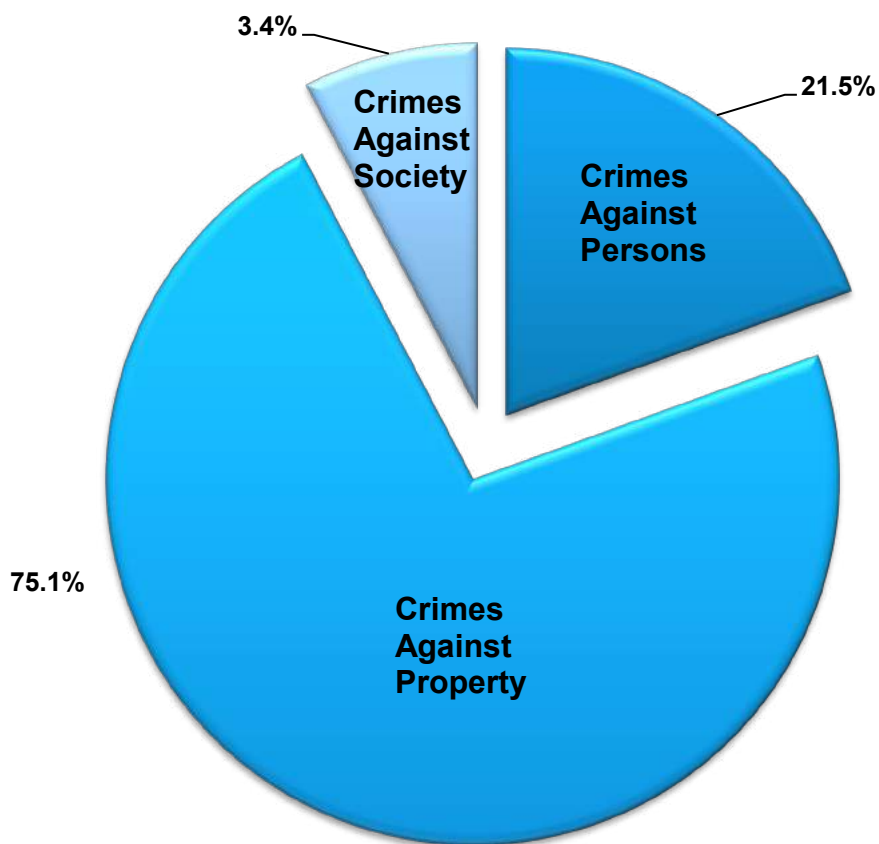
Prostitution Offenses
every 1.1 days

Weapon Law Violations
every 1.5 hours

Gambling Offenses
every 13.0 days

The crime clock should be viewed with care. Being the most aggregate representation of the NIBRS data, it is designed to convey the annual reported crime experience by showing the relative frequency of occurrence of Group "A" offenses. This mode of display should not be taken to imply regularity in the commission of the offenses; rather, it represents the annual ratio of crime fixed time intervals.

Group “A” Offenses



Crimes Against Persons

Murder
Negligent Manslaughter
Rape
Sodomy
Sexual Assault w/Object
Fondling
Aggravated Assault
Simple Assault
Intimidation
Kidnapping
Incest
Statutory Rape
Human Trafficking
Offenses*
Violation of Protection/
No Contact Order

Crimes Against Property

Robbery
Burglary/Breaking & Entering
Larceny/Theft Offenses*
Motor Vehicle Theft
Arson
Destruction of Property
Counterfeiting/Forgery
Fraud Offenses*
Embezzlement
Extortion/Blackmail
Bribery
Stolen Property Offenses

Crimes Against Society

Animal Cruelty
Drug/Narcotic Violations
Drug Equipment Violations
Gambling Offenses*
Pornography
Prostitution Offenses*
Weapon Law Violations

* Specific offenses exist within the crime category

2021 Washington Statewide NIBRS Profile

Offense by Category

Offense	Reported in 2021	Percent of Category	Offenses Cleared	Percent Cleared	Rate per 1,000
Murder	325	0.3%	154	47.4%	0.04
Manslaughter	36	0.0%	18	50.0%	0.00
Rape	2,572	2.5%	544	21.2%	0.33
Sodomy	308	0.3%	53	17.2%	0.04
Sexual Assault w/Object	86	0.1%	24	27.9%	0.01
Fondling	2,836	2.7%	524	18.5%	0.36
Aggravated Assault	17,440	16.7%	6,860	39.3%	2.24
Simple Assault	46,977	44.9%	23,123	49.2%	6.04
Intimidation	13,505	12.9%	2,784	20.6%	1.74
Kidnapping	1,376	1.3%	743	54.0%	0.18
Incest	51	0.0%	9	17.6%	0.01
Statutory Rape	211	0.2%	56	26.5%	0.03
Human Trafficking Offenses	65	0.1%	12	18.5%	0.01
Viol No Contact/Protect Order	18,830	18.0%	10,258	54.5%	2.42
Crimes Against Persons Total	104,618	21.5%	45,162	43.2%	13.46
Robbery	5,802	1.6%	1,523	26.2%	0.75
Burglary/Breaking & Entering	42,267	11.6%	5,213	12.3%	5.44
Larceny/Theft Offenses	166,496	45.6%	13,486	8.1%	21.42
Motor Vehicle Theft	35,385	9.7%	1,863	5.3%	4.55
Arson	1,613	0.4%	329	20.4%	0.21
Destruction of Property	78,589	21.5%	9,625	12.2%	10.11
Counterfeit/Forgery	3,561	1.0%	404	11.3%	0.46
Fraud Offenses	24,561	6.7%	1,274	5.2%	3.16
Embezzlement	148	0.0%	29	19.6%	0.02
Extortion/Blackmail	749	0.2%	38	5.1%	0.10
Bribery	12	0.0%	5	41.7%	0.00
Stolen Property Offenses	5,939	1.6%	3,678	61.9%	0.76
Crimes Against Property Total	365,122	75.1%	37,467	10.3%	46.98
Animal Cruelty	312	1.9%	79	25.3%	0.04
Drug/Narcotic Violations	6,216	37.3%	3,625	58.3%	0.80
Drug Equipment Violations	3,472	20.8%	2,686	77.4%	0.45
Gambling Offenses	28	0.2%	4	14.3%	0.00
Pornography/Obscene Material	648	3.9%	96	14.8%	0.08
Prostitution Offenses	322	1.9%	157	48.8%	0.04
Weapon Law Violations	5,669	34.0%	2,728	48.1%	0.73
Crimes Against Society Total	16,667	3.4%	9,375	56.2%	2.14
Total Group "A" Offenses	486,407		92,004	18.9%	62.58

2021 Washington Statewide NIBRS Profile

Usage of Drugs and/or Alcohol

5.4% of the total Group "A" incidents reported in 2021 indicated drug and/or alcohol usage during the commission of a crime.

Percentage of Use



Reported Group "A" Incidents in which the Offender was Suspected of Using Drugs and/or Alcohol in the Commission of the Crime

Group "A" Offenses	2021 Incidents	Incidents with Suspected Usage		Total Incidents of Suspected Usage	Suspected Usage %
		Alcohol	Drugs		
Murder	325	16	24	40	12.3%
Manslaughter	36	5	17	22	61.1%
Rape	2,572	265	186	451	17.5%
Sodomy	308	27	19	46	14.9%
Sexual Assault w/Object	86	8	12	20	23.3%
Fondling	2,836	89	37	126	4.4%
Aggravated Assault	17,440	1,271	767	2,038	11.7%
Simple Assault	46,977	4,837	1,851	6,688	14.2%
Intimidation	13,505	514	550	1,064	7.9%
Kidnapping	1,376	139	76	215	15.6%
Incest	51	1	1	2	3.9%
Statutory Rape	211	11	7	18	8.5%
Human Trafficking Offenses	65	3	6	9	13.8%
Viol No Contact/Protect Order	18,830	616	747	1,363	7.2%
Robbery	5,802	139	248	387	6.7%
Burglary	42,267	344	758	1,102	2.6%
Larceny/Theft Offenses	166,496	765	1,734	2,499	1.5%
Motor Vehicle Theft	35,385	73	263	336	0.9%
Arson	1,613	20	46	66	4.1%
Destruction of Property	78,589	1,437	1,208	2,645	3.4%
Counterfeiting/Forgery	3,561	8	68	76	2.1%
Fraud Offenses	24,561	21	190	211	0.9%
Embezzlement	148	0	1	1	0.7%
Extortion/Blackmail	749	2	2	4	0.5%
Bribery	12	2	2	4	33.3%
Stolen Property Offenses	5,939	60	780	840	14.1%
Animal Cruelty	312	7	6	13	4.2%
Drug/Narcotic Violations	6,216	84	3,019	3,103	49.9%
Drug Equipment Violations	3,472	33	2,003	2,036	58.6%
Gambling Offenses	28	0	0	0	0.0%
Pornography/Obscene Material	648	4	9	13	2.0%
Prostitution Offenses	322	3	10	13	4.0%
Weapon Law Violations	5,669	246	517	763	13.5%

2021 Washington Statewide NIBRS Profile

Violent Crime

Violent Crime

Offenses reported	29,368
Rate per 1,000	3.8
Total Arrests	9072

Category	Distribution
Aggravated Assault	59.4%
Robbery	19.8%
Forcible Sex Offenses	19.7%
Murder	1.1%

48.4% of violent crimes were committed against female victims.

16.4% of violent crimes were committed against victims under the age of 18 years.

The most frequent month of crime occurrence was **October**; the least frequent was **February**.

2021 Violent Crime Incidents By Types of Weapon Used



* Personal Weapons are defined as "Hands, Fists, Feet etc."

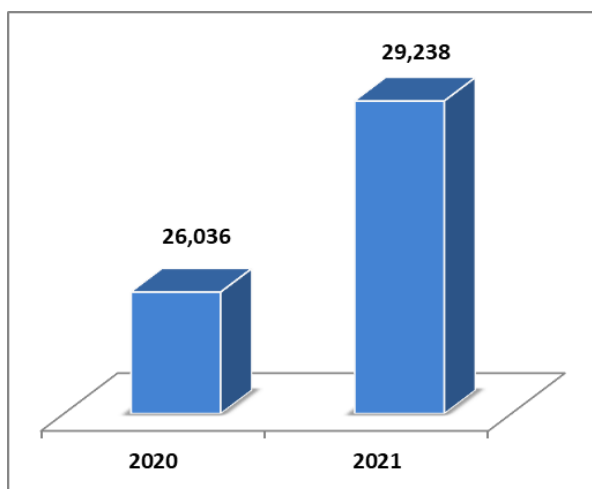
Relationship of Victim to Offender

Stranger	51.2%
Intimate Partner	14.5%
Otherwise Known	11.6%
Acquaintance	11.4%
Family Relationship	11.4%

"Top Five" Locations of Violent Crimes

Residence	43.3%
Highway/Road	19.2%
Parking Lot/Garage	7.2%
Convenience Store	2.7%
Grocery/Supermarket	2.5%

Violent Crime Two-Year Trend*



* Comparison of **206** agencies with two full years of submissions.

Crimes Against Persons

The following section provides information on Assault Offenses, Homicide Offenses, Human Trafficking Offenses, Kidnapping/ Abduction, Sex Offenses, and Violations of No Contact/Protection Order. Each victim equals one offense. These numbers are derived from National Incident-Based Reporting System (NIBRS) submissions by Washington State law enforcement agencies, unless otherwise notated.

2021 Washington NIBRS Crimes Against Persons

Statewide Profile

The data represent the number of victims within a reported incident.

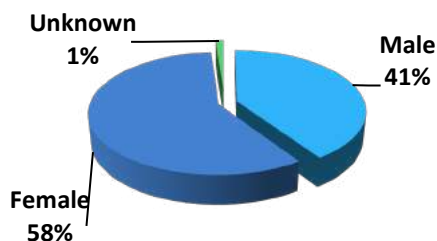
Crimes Against Persons

Offenses Reported **104,618**
 Rate per 1000 **13.46**
 Total Arrests **40,208**

Percentages of Crimes Against Person by Category

Offenses	Distribution
Simple Assault	44.90%
Viol Of No Contact Order	18.00%
Aggravated Assault	16.67%
Intimidation	12.91%
Fondling	2.71%
Rape	2.46%
Kidnapping	1.32%
Murder	0.31%
Sodomy	0.29%
Statutory Rape	0.20%
Sexual Assault w/Object	0.08%
Human Trafficking	0.06%
Incest	0.05%
Manslaughter	0.03%

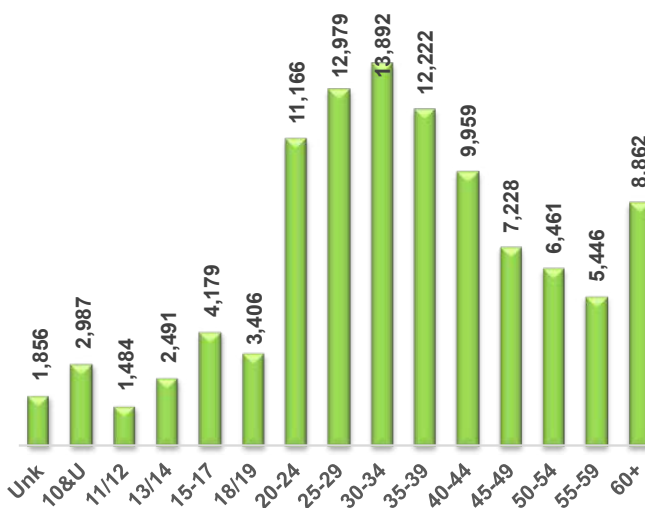
Crimes Against Persons 2021 Victim Gender Comparison



10.6% of victims of Crimes Against Persons were under 18 years of age.

The most frequent month of Crimes Against Persons occurrence was **July**; the least frequent was **February**.

Victims of Crimes Against Persons By Age in 2021



2021 Washington NIBRS Crimes Against Persons

Victims by Age and Gender

Age	Murder	Man-slaughter	Rape	Sodomy	Sexual Assault w/Object	Fondling	Kidnap	Aggrv Assault	Simple Assault	Intimi-dation	Incest	Stat Rape	Human Traffick	Viol No Contact/ Protect Order	Total
10 & Under															
Male	4	1	10	54	3	218	41	315	406	79	6	14	0	202	1,353
Female	3	1	160	19	2	583	41	208	256	77	13	18	9	204	1,594
11/12															
Male	0	0	3	7	0	28	9	95	282	76	4	3	0	65	572
Female	0	1	86	10	0	268	20	75	250	90	7	21	5	63	896
13/14															
Male	2	0	4	8	0	47	7	152	453	124	1	2	1	50	851
Female	0	0	240	10	3	379	27	83	523	177	4	66	2	109	1,623
15															
Male	2	1	5	1	0	19	7	92	252	46	0	4	0	35	464
Female	1	0	135	12	2	162	18	65	284	81	1	53	6	62	882
16															
Male	6	1	4	4	0	18	1	99	276	61	1	1	0	30	502
Female	1	1	144	5	2	123	13	81	324	78	1	3	3	103	882
17															
Male	4	0	1	2	0	11	5	109	218	71	0	1	1	25	448
Female	1	0	144	5	4	97	20	93	354	95	2	9	11	124	959
18/19															
Male	11	0	3	6	1	8	10	326	593	175	1	0	0	59	1,193
Female	4	1	207	10	4	79	54	275	967	221	2	1	7	354	2,186
20/24															
Male	32	5	11	13	2	13	28	1,017	2,145	541	0	0	0	239	4,046
Female	12	2	328	17	8	157	164	980	3,148	727	1	0	5	1,455	7,004
25/29															
Male	32	1	6	14	2	16	32	1,306	2,652	677	0	1	0	321	5,060
Female	9	0	254	16	14	84	170	1,090	3,421	881	3	0	4	1,893	7,839
30/34															
Male	35	2	4	12	2	16	29	1,344	2,598	762	0	0	0	408	5,212
Female	6	1	207	15	9	82	168	955	3,638	954	1	0	3	2,533	8,572
35/39															
Male	27	4	3	3	0	11	34	1,159	2,263	739	0	0	0	436	4,679
Female	5	2	176	3	5	57	127	822	3,159	879	1	0	0	2,204	7,440
40/44															
Male	17	1	4	6	1	5	10	902	1,913	604	0	0	0	439	3,902
Female	12	1	114	12	9	47	99	688	2,538	709	0	0	1	1,764	5,994
45/49															
Male	22	0	2	1	0	2	18	694	1,557	531	0	0	0	322	3,149
Female	5	1	74	2	2	37	57	474	1,766	557	0	0	0	1,073	4,048
50/54															
Male	15	0	2	3	0	4	4	670	1,477	530	0	0	0	299	3,004
Female	5	0	77	9	2	33	46	381	1,561	448	1	0	1	851	3,415
55/59															
Male	8	1	2	3	0	2	12	566	1,323	448	0	0	0	298	2,663
Female	5	0	32	2	4	28	28	290	1,232	412	0	0	1	679	2,713
60/Over															
Male	22	2	4	2	0	9	12	829	2,304	614	0	0	0	799	4,597
Female	8	3	49	5	2	58	37	391	1,910	588	0	0	0	1,166	4,217
Unk. Age															
Male	8	1	6	7	1	25	6	294	364	105	0	3	0	17	837
Female	1	0	68	6	2	79	7	118	148	89	1	11	1	33	564
Total															
Male	247	20	74	146	12	452	265	9,969	21,076	6,183	13	29	2	4,044	42,532
Female	78	14	2,495	158	74	2,353	1,096	7,069	25,479	7,063	38	182	59	14,670	60,828

Note: Chart does not reflect 1,258 victim counts due to "gender unknown".

2021 Washington NIBRS Crimes Against Persons

Type of Weapon Used in Commission of Crime

	Murder	Neg Manslaughter	Rape	Sodomy	Sex Assault w/Object	Fondling	Aggravated Assault	Kidnapping/Abduction	Viol No Contact/Protection Order	Simple Assault	Human Trafficking	Total
Handgun	126	0	36	4	0	3	2,789	92	0	24	1	3,075
Automatic Handgun	7	0	1	0	0	0	48	0	0	0	0	56
Rifle	4	1	1	0	0	0	168	7	0	2	0	183
Automatic Rifle	2	0	0	0	0	0	4	0	0	0	0	6
Automatic Firearm	0	0	0	0	0	0	0	0	0	0	0	0
Shotgun	11	0	0	0	0	0	110	0	0	2	0	123
Automatic Shotgun	0	0	0	0	0	0	0	0	0	0	0	0
Other Firearm	81	1	17	2	0	1	1,972	40	0	1	0	2,115
Other Automatic Firearm	1	0	0	0	0	0	32	1	0	0	0	34
Firearm (unk. type)	0	0	0	0	0	0	0	0	0	0	0	0
Explosives	0	0	0	0	0	0	3	0	0	0	0	3
Knife	38	1	53	5	2	5	2,541	80	1	24	0	2,750
Blunt Object	7	1	8	2	6	1	1,871	35	5	19	0	1,955
Vehicle	6	16	0	0	0	0	895	10	0	7	0	934
Personal Weapon	16	1	1,511	193	57	1,902	4,944	781	39,961	587	12	49,965
Poison	1	0	1	1	0	0	27	0	0	0	0	30
None	0	0	588	72	14	709	390	283	3,096	3,780	30	8,962
Fire	5	0	0	0	0	0	37	2	0	1	0	45
Drug/Narcotic	7	11	40	8	2	4	26	2	0	0	1	101
Asphyxiation	1	0	22	1	1	0	765	14	0	0	0	804
Other	7	3	78	6	4	39	1,953	39	3,634	54	2	5,819
Unknown	12	1	260	22	5	179	267	47	546	84	17	1,440

Up to three (3) different types of weapons can be entered for each reported offense.

2021 Washington NIBRS Crimes Against Persons

Relationship of Victim to Offender(s) by Offense

Relationship	Murder	Man-slaughter	Rape	Sodomy	Sexual Assault w/Object	Fondling	Kidnap	Agg. Assault	Simple Assault	Intimidation	Incest	Stat Rape	Human Traffick	Viol No Contact/Protect Order
Spouse	7	2	68	1	1	9	128	614	3,876	262	0	0	0	1,865
Parent	15	0	0	0	0	2	39	439	3,394	374	0	0	0	1,491
Sibling	3	0	62	19	1	137	12	319	1,890	221	16	10	1	395
Child	10	1	110	27	2	373	45	516	1,591	139	18	13	2	777
Grandparent	0	0	1	0	0	1	2	32	214	38	0	0	0	115
Grandchild	0	0	17	3	2	99	0	21	76	6	14	3	0	15
In-law	0	0	7	1	0	13	2	61	262	64	0	1	0	56
Step-parent	3	0	4	1	0	17	0	45	259	24	0	0	0	69
Step-child	1	0	47	7	0	151	5	51	185	15	1	8	0	53
Step-sibling	0	0	10	5	0	40	2	7	50	9	1	5	0	13
Other Family	6	0	107	23	2	324	19	185	965	168	2	15	0	238
Acquaintance	47	6	572	57	19	367	126	1,800	4,680	1,633	0	47	11	763
Friend	14	4	203	20	8	124	30	362	1,019	320	0	14	0	126
Neighbor	3	0	22	4	1	41	11	371	1,063	1,096	0	3	0	693
Babysitter	0	2	5	1	0	13	0	9	17	0	0	1	0	1
Boy/Girlfriend	16	5	218	17	5	46	415	1,964	9,450	456	0	21	4	4,403
Child of Boy/Girlfriend	2	0	19	8	0	56	6	84	200	12	0	3	0	101
Ex-Spouse	2	0	12	2	0	2	13	47	291	170	0	0	0	1,291
Ex-Relationship	4	0	177	16	2	31	177	825	2,599	986	0	2	4	5,003
Employee	1	0	5	0	0	8	0	22	89	26	0	0	0	4
Employer	0	0	3	0	0	1	0	9	41	38	0	0	0	5
Otherwise Known	27	3	247	29	8	350	97	1,552	4,793	1,879	1	43	8	1,102
Unknown	159	8	368	48	16	202	189	4,119	4,071	2,214	0	23	13	485
Stranger	41	6	172	19	13	157	187	3,921	6,210	1,778	0	7	12	90
Victim is Offender	2	0	3	1	0	3	9	265	1,579	108	2	0	0	183

Count represents the victim's relationship to single or multiple offenders within each incident.

2021 Washington NIBRS Crimes Against Persons

Aggravated Assault

Definition: An unlawful attack by one person upon another wherein the offender uses a weapon or displays it in a threatening manner, or the victim suffers obvious severe or aggravated bodily injury involving apparent broken bones, loss of teeth, possible internal injury, severe laceration, or loss of consciousness.

Aggravated Assault

Offenses Reported **17,440**
Rate per 1,000 **2.24**
Total Arrests **6,371**

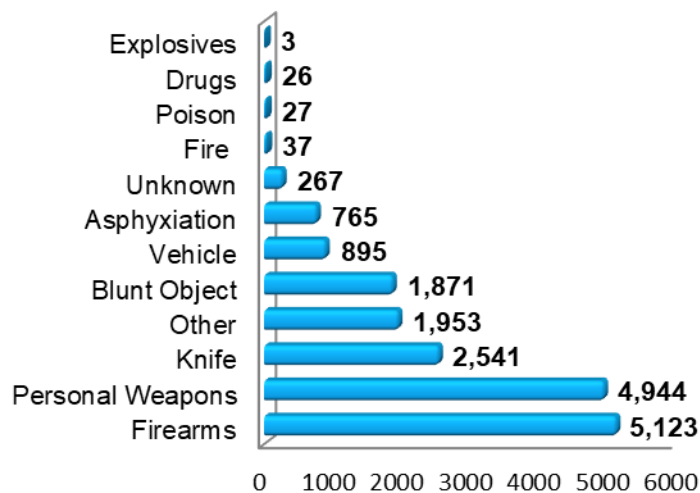
46.0% of Aggravated Assault incidents occurred at a residence.

5.3% of Aggravated Assault arrestees were juveniles.

Aggravated Assault "Top Five" Locations

Residence **46.0%**
Highway/Road/Alley **23.9%**
Parking Lot/Garage **7.5%**
Drug Store/
Dr.'s Office/Hospital **2.3%**
Hotel/Motel/Etc. **2.0%**

Aggravated Assaults by Type of Weapon



* Personal Weapons are defined as "Hands, Fists, Feet etc." The weapon type of "None" is not included.

It's not necessary that a victim sustain an injury from an Aggravated Assault when the weapon used has the potential to cause serious personal injury. Attempted Murders are included in this category.

Relationship of Victim to Offender

Stranger/Unknown Relationship **31.0%**
Otherwise Known **27.7%**
Intimate Relationship **19.6%**
Acquaintance **10.2%**
Family Relationship **9.5%**
Friend **2.1%**

2021 Washington NIBRS Crimes Against Persons

Intimidation

Definition: To unlawfully place another person in reasonable fear of bodily harm through the use of threatening words and/or other conduct, but without displaying a weapon or subjecting the victim to actual physical attack.

Intimidation

Offenses Reported **13,505**
Rate per 1,000 **1.74**
Total Arrested **2,250**

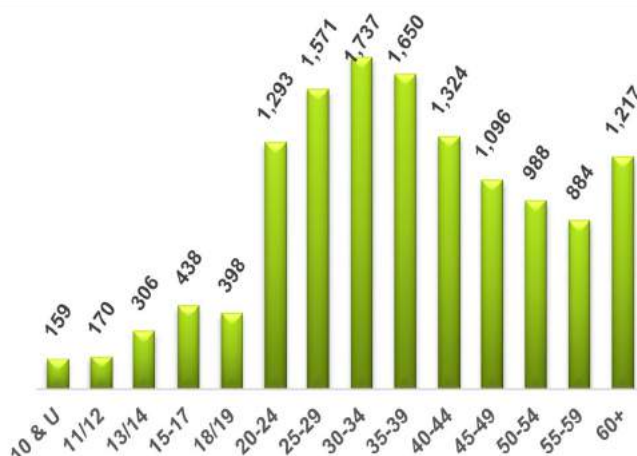
Intimidation can be made in person, by telephone, or in writing. Stalking incidents and Bomb Threats are included in this category.

Intimidation Offenses "Top Five" Locations

Residence	52.5%
Highway/Road	9.5%
Cyberspace	5.6%
Parking Lot/Garage	3.7%
Commercial/Office Building	2.2%

52.5% of
Intimidation
incidents occurred at
a residence.

Number of Victims of Intimidation By Age in 2021



6.7% of Intimidation
arrestees were
juveniles.

Relationship of Victim to Offender

Stranger/Unknown	30.4%
Otherwise Known	29.0%
Intimate Relationship	15.6%
Acquaintance	13.6%
Family Relationship	8.8%
Friend	2.7%

2021 Washington NIBRS Crimes Against Persons

Simple Assault

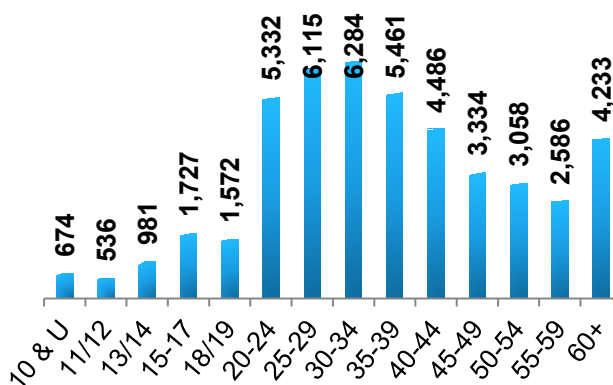
Definition: An unlawful physical attack by one person upon another where neither the offender displays a weapon, nor the victim suffers obvious severe or aggravated bodily injury involving apparent broken bones, loss of teeth, possible internal injury, severe laceration, or loss of consciousness.

Simple Assault

Offenses Reported **46,977**
Rate per 1,000 **6.04**
Total Arrests **21,322**

61.0% of Simple Assault offenses occurred at a residence.

Number of Simple Assault Offenses by Victim Age in 2021



Relationship of Victim to Offender

Intimate Relationship **33.2%**
Stranger/Unknown Relationship **22.5%**
Family Relationship **18.2%**
Otherwise Known **14.4%**
Acquaintance **9.6%**
Friend **2.1%**

7.1% of Simple Assault arrestees were juveniles.

Simple Assault "Top Five" Locations

Residence **61.0%**
Highway/Road **10.9%**
Parking Lot **5.3%**
Drug Store/Dr.'s Office/Hospital **2.7%**
Hotel/Motel/Etc. **2.3%**

2021 Washington NIBRS Crimes Against Persons

Forcible Sex Offenses

Definition: Any sexual act directed against another person, forcible and/or against that person's will; or not forcible or against the person's will when the victim is incapable of giving consent.

Forcible Sex Offenses

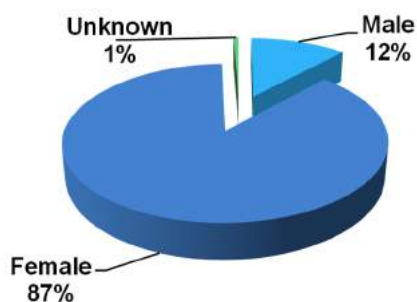
Offenses Reported **5,802**
Rate per 1,000 **0.75**
Total Arrests **877**

Forcible Sex Offense Category

<u>Offense</u>	<u>Distribution</u>
Fondling	48.9%
Rape	44.3%
Sodomy	5.3%
Sexual Assault w/Object	1.5%

14.5% of Forcible Sex Offense arrestees were juveniles.

Percentage of Forcible Sex Offenses Victims by Gender



Forcible Sex Offenses "Top Five" Locations

Residence	69.4%
Highway/Road	5.2%
Hotel/Motel	3.8%
Parking Lot/Garage	3.2%
Park/Playground	2.1%

18.3% of victims of Forcible Sex Offenses were 10 years of age or younger.

Relationship of Victim to Offender

Family Relationship	30.1%
Acquaintance	18.5%
Stranger/Unknown Relationship	18.3%
Otherwise Known	15.2%
Intimate Relationship	11.3%
Friend	6.5%

2021 Washington NIBRS Crimes Against Persons

Fondling

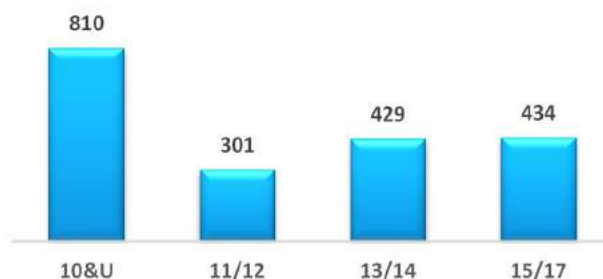
Definition: The touching of the private body parts of another person for the purpose of sexual gratification, forcible, and/or against that person's will; or not forcible or against the person's will when the victim is incapable of giving consent.

Fondling

Offenses Reported	2,836
Rate per 1,000	0.36
Total Arrests	351

This offense is an element of Rape, Forcible Sodomy, and Sexual Assault with an Object; therefore, it is only reported when it's the sole Forcible Sex Offense committed against a victim.

Number of Juvenile Victims of Fondling By Age in 2021



28.6% of Fondling victims were 10 years of age or younger.

Relationship of Victim to Offender

Family Relationship	45.1%
Stranger/Unknown Relationship	19.8%
Acquaintance	14.3%
Otherwise Known	12.6%
Friend	4.8%
Intimate Relationship	3.4%

13.7% of Fondling arrestees were juveniles.

Arrests for Forcible Fondling



2021 Washington NIBRS Crimes Against Persons

Rape

Definition: The carnal knowledge of a person of the opposite gender, forcible, and/or against that person's will; or not forcible or against the person's will when the victim is incapable of giving consent.

Rape

Offenses Reported **2,572**
Rate per 1,000 **0.33**
Total Arrests **494**

Attempts to Rape are included in this category. Statutory Rape (Without Force) is not included because it has its own classification.

66.5% of Rapes occurred at a residence.

Number of Victims of Rape By Age in 2021



36.4% of Rape victims were under 18 years of age.

Relationship of Victim to Offender

Acquaintance **23.3%**
Intimate Partner **19.3%**
Otherwise Known **17.3%**
Stranger/Unknown Relationship **17.0%**
Family Relationship **14.8%**
Friend **8.3%**

14.6% of Rape arrestees were juvenile.

2021 Washington NIBRS Crimes Against Persons

Sodomy

Definition: The oral or anal sexual intercourse with another person, forcible, and/or against that person's will; or not forcible or against the person's will when the victim is incapable of giving consent.

Sodomy

Offenses Reported **308**
Rate per 1,000 **0.04**
Total Arrests **24**

24.0% of Sodomy victims were under 10 years old.

25.0% of Sodomy offense arrestees were juveniles.

Relationship of Victim to Offender

Family Relationship	27.8%
Otherwise Known	20.1%
Acquaintance	18.4%
Stranger/Unknown Relationship	15.5%
Intimate Partner	11.7%
Friend	6.5%

Sexual Assault With An Object

Definition: To use an object or instrument (anything other than the offender's genitalia) to unlawfully penetrate the genital or anal opening of the body of another person, forcible, and/or against that person's will; or not forcible or against the person's will when the victim is incapable of giving consent.

Sexual Assault w/Object

Offenses Reported **86**
Rate per 1,000 **0.01**
Total Arrests **8**

12.5% of arrestees for Sexual Assault With An Object were juveniles.

18.6% of Sexual Assault With An Object victims were under 18 years old.

Relationship of Victim to Offender

Stranger/Unknown Relationship	26.3%
Acquaintance	23.8%
Otherwise Known	21.3%
Intimate Partner	10.0%
Friend	10.0%
Family Relationship	8.8%

2021 Washington NIBRS Crimes Against Persons

Human Trafficking Offenses

Definition: The inducement of a person to perform a commercial sex act, labor, or service, through force, fraud, or coercion. Human Trafficking can also occur if a person under 18 years of age has been induced or enticed, regardless of force, fraud, or coercion, to perform a commercial sex act.

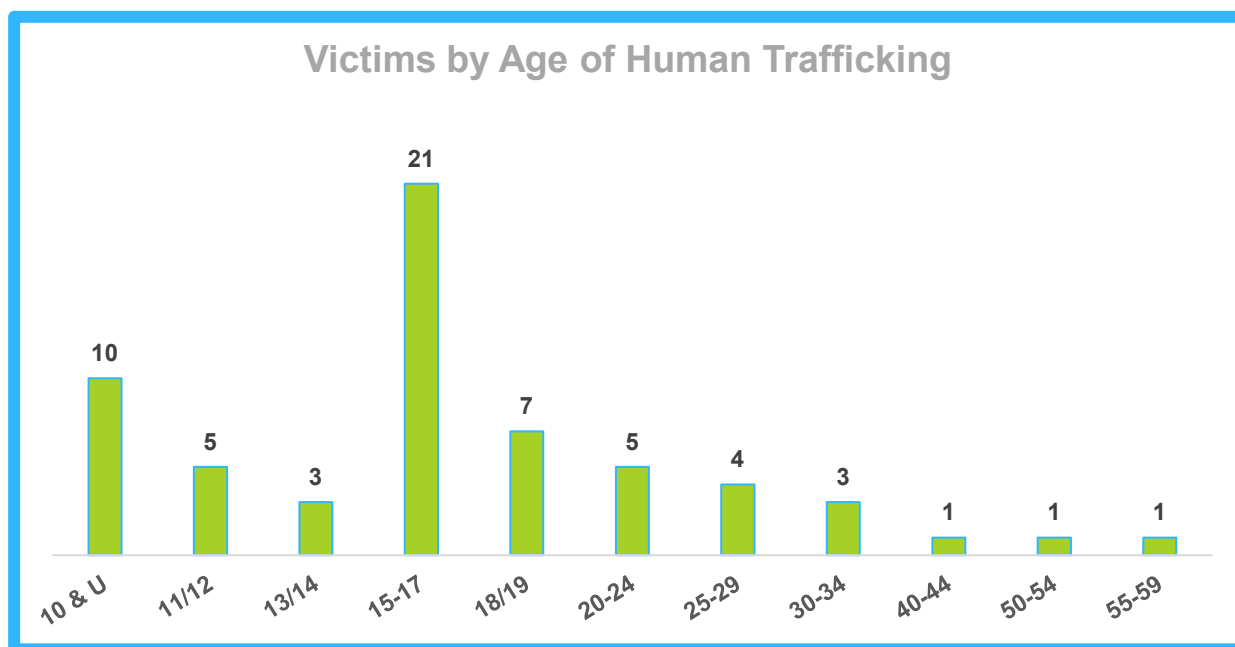
Human Trafficking Offenses

Offenses Reported	65
Rate per 1,000	0.01
Total Arrests	22

Number of Human Trafficking Offenses by Category

Classification	Reported
Commercial Sex Acts	59
Involuntary Servitude	6

These offenses are categorized under two types of criminal activity: 1) Commercial Sex Acts, which are defined as inducing a person by force, fraud, or coercion to participate in commercial sex acts, or in which a person induced to perform such act(s) has not attained 18 years of age; 2) Involuntary Servitude, which is defined as the obtaining of a person(s) through recruitment, harboring, transportation, or provision, and subjecting such persons by force, fraud, or coercion into voluntary servitude, peonage, debt bondage, or slavery (not to include commercial sex acts).



2021 Washington NIBRS Crimes Against Persons

Kidnapping/Abduction

Definition: The unlawful seizure, transportation, and/or detention of another person against his/her will, or a minor without the consent of his/her custodial parent(s) or legal guardian.

Kidnapping/Abduction

Reported Offenses **1,376**
Rate per 1,000 **0.18**
Total Arrests **547**

Although the object of a Kidnapping may be to obtain money or property, Kidnapping is a Crime Against Persons. This offense includes not only Kidnapping and Abduction, but Hostage-Taking as well.

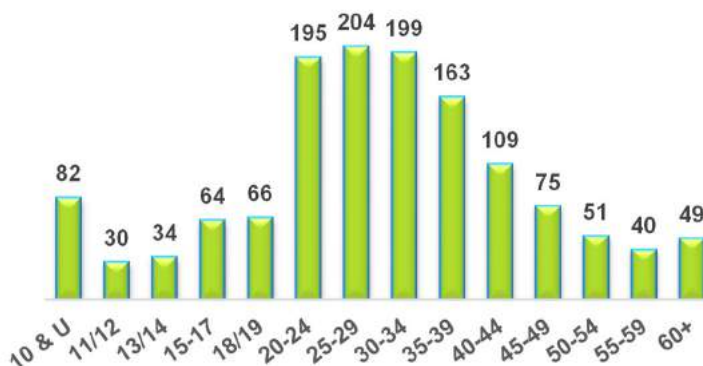
15.3% of Kidnapping/Abduction victims were under 18 years old.

Kidnapping/Abduction "Top Five" Locations

Residence **64.7%**
Highway/Road **14.1%**
Parking Lot **5.2%**
Hotel/Motel **3.1%**
Park/Playground **1.6%**

64.7% of incidents of Kidnapping/Abduction were from a residence.

Number of Kidnapping/Abduction Victims By Known Age in 2021



Relationship of Victim to Offender

Intimate Relationship **48.4%**
Stranger/Unknown Relationship **18.8%**
Otherwise Known **14.2%**
Family Relationship **8.3%**
Acquaintance **8.3%**
Friend **2.0%**

2021 Washington NIBRS Crimes Against Persons

Manslaughter

Definition: The killing of another person caused by negligence.

Manslaughter

Offenses Reported **36**
Rate per 1,000 **0.005**
Total Arrests **20**

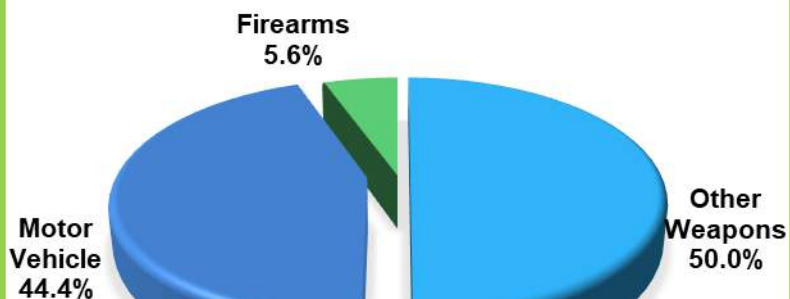
17.1% of Manslaughter victims were under 18 years old.

This offense includes Vehicular Manslaughter for traffic accidents associated with driving under the influence, distracted driving, or reckless driving.

Manslaughter Incidents Top Locations

Highway/Road **54.3%**
Residence **40.0%**
Other/Unknown **2.9%**
Restaurant **2.9%**

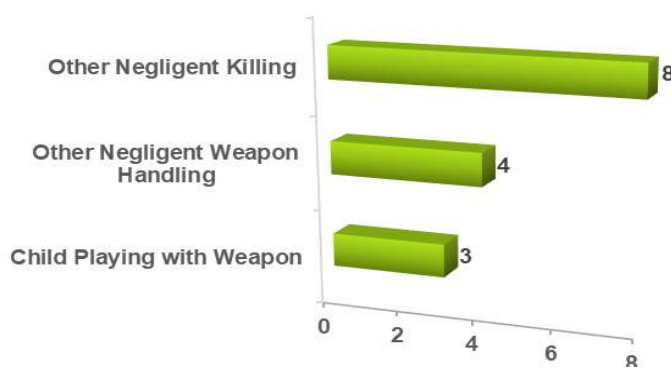
MANSLAUGHTER BY WEAPON TYPE



Relationship of Victim to Offender

Otherwise Known **27.0%**
Stranger/Unknown **24.3%**
Intimate Relationship **18.9%**
Acquaintance **16.2%**
Friend **10.8%**
Family Relationship **2.7%**

Number of Offenses per Related Circumstance



2021 Washington NIBRS Crimes Against Persons

Murder

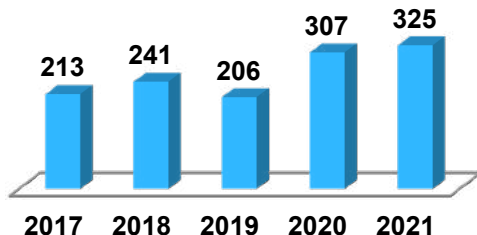
Definition: The willful killing of one human by another.

Murder

Offenses Reported	325
Rate per 1,000	0.04
Total Arrests	176

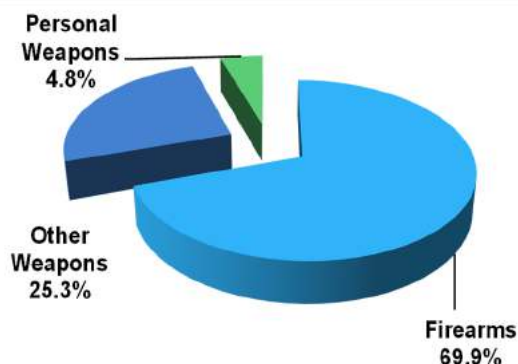
The classification of this offense is based solely on police investigation as opposed to the determination of a court, medical examiner, coroner, jury, or other judicial body. Deaths caused by negligence, suicide, accident, or justifiable homicide are not included in the offense of Murder. Attempt or Assault to Murder is classified as Aggravated Assault, not as Murder.

Murder Five-Year Trend



These numbers are refreshed annually.

Murder Incidents by Type of Weapon Used in 2021 (Up to three weapons can be reported)



* Personal Weapons are defined as "Hands, Fists, Feet etc."

Murder Incidents "Top Five" Locations

Residence	41.8%
Highway/Road	25.8%
Parking Lot/Garage	9.7%
Park/Playground	4.3%
Field/Woods	3.7%

Relationship of Victim to Offender

Otherwise Known	46.0%
Stranger/Unknown	18.7%
Acquaintance	12.9%
Family Relationship	10.5%
Intimate Partner	8.0%
Friend	3.9%

41.8% of Murder incidents occurred at a residence.

Non-Forcible Sex Offenses

Incest

Offenses Reported **51**
Rate per 1,000 **0.01**
Total Arrests **21**

78.4% of Incest victims are juveniles.

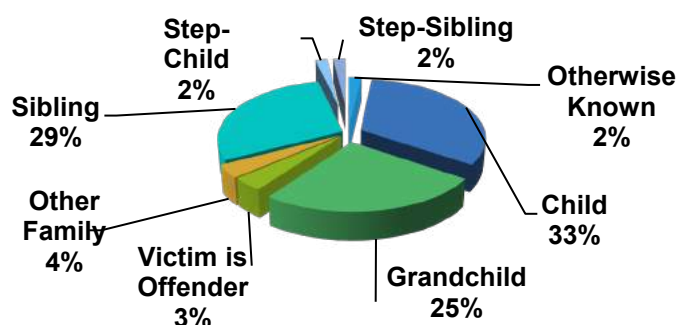
Incest Victims by Gender



Incest

Definition: Non-forcible sexual intercourse with persons who are related to each other within the degrees wherein marriage is prohibited by law.

% of Victims by Victim Relationship to Offender



Statutory Rape

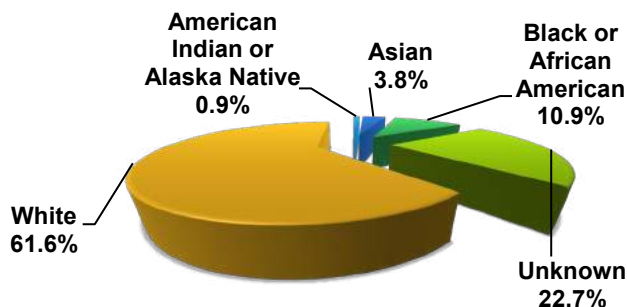
Statutory Rape

Offenses Reported **211**
Rate per 1,000 **0.03**
Total Arrests **64**

59.2% of Statutory Rape victims are between the ages of 13 to 15 years old.

Definition: Non-forcible sexual intercourse with a person who is under the statutory age of consent.

% of Victims by Race



2021 Washington NIBRS Crimes Against Persons

Violation of No Contact or Protection Orders

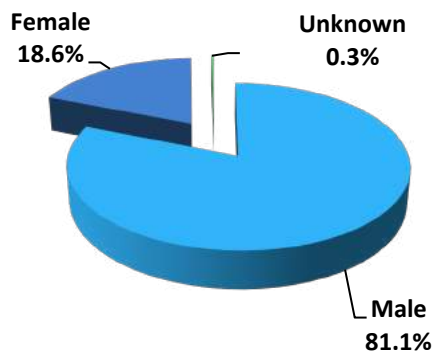
Definition: Pursuant to Washington State statute, all incidents are related to violations of court ordered no-contact, protection, restraining, or anti-harassment order.

Violation of No Contact/Protection Order

Offenses Reported **18,830**
Rate per 1,000 **2.4**
Total Arrests **8,538**

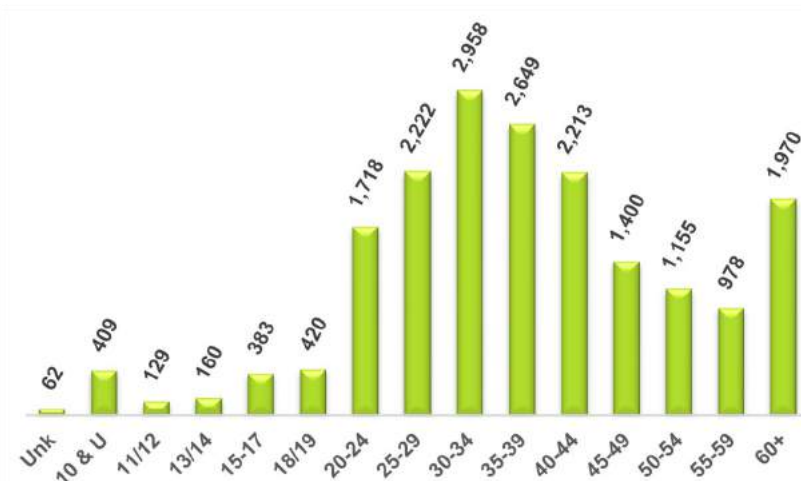
The offense of Violation of No Contact/Protection Order does not have to be domestic violence-related.

% of Offenders of Violation of No Contact/Protection Order by Gender



14,487 offenses of Violation of No Contact/Protection Order were domestic violence-related. This accounts for **76.9%** of the reported offenses.

Number of Victims of Violation of No Contact/Protection Order by Age in 2021



71.0% of Violation of No Contact/Protection Order offenses occurred at a residence.

11.4% of Violation of No Contact/Protection Order victims were between ages 18 to 24 years old.

Crimes Against Property

The following section provides information on Arson, Bribery, Burglary, Counterfeiting/Forgery, Destruction/Damage/Vandalism of Property, Embezzlement, Extortion/Blackmail, Fraud Offenses, Larceny-Theft Offenses, Motor Vehicle Theft, Robbery, and Stolen Property Offenses. Each offense counts as one occurrence with the exception of Motor Vehicle Theft which is counted by the number of vehicles stolen. These numbers are derived from National Incident-Based Reporting System (NIBRS) submissions by Washington State law enforcement agencies.

2021 Washington NIBRS Crimes Against Property

Statewide Profile

The data represent each offense within a reported crime incident.

Crimes Against Property

Offenses Reported **365,122**
Rate per 1,000 **46.98**
Total Arrests **29,639**

Crimes Against Property 2021 Total Property Values

Stolen **\$ 1,263,317,725.00**
Recovered **\$ 180,811,047.00**

14.1% of the value of
property stolen was
recovered.

The most frequent month of
occurrence for Crimes Against
Property was **October**; the least
frequent month was **February**.

Crimes Against Property Percentage by Category

<u>Offenses</u>	<u>Distribution</u>
Larceny/Theft	45.6%
Destruction of Property	21.5%
Burglary	11.6%
Motor Vehicle Theft	9.7%
Fraud Offenses	6.7%
Stolen Property Offenses	1.6%
Robbery	1.6%
Counterfeiting/Forgery	1.0%
Arson	0.4%
Extortion/Blackmail	0.2%
Embezzlement	<0.1%
Bribery	<0.1%

Top Ten Stolen Property Items

Vehicle Parts/Accessories	8.9%
Money	7.6%
Automobiles	6.7%
Tools	6.0%
Purses/Handbags/Wallets	6.0%
Clothes/Furs	5.0%
Credit/Debit Cards	4.7%
Household Goods	3.6%
Identity Documents	3.3%
Computer Hardware/Software	3.2%

4.6% of Property Crime arrestees were juveniles.

2021 Washington NIBRS Crimes Against Property

Relationship of Victim to Offender(s) by Offense

Relationship	Robbery	Burglary/ Breaking & Entering	Larceny/Theft Offenses	Motor Vehicle Theft	Arson	Destruction of Property	Counterfeit/ Forgery	Fraud Offenses	Embezzle- ment	Extortion/ Blackmail	Bribery	Stolen Property Offenses
Spouse	16	133	132	8	6	771	17	37	0	4	0	3
Parent	27	252	511	253	35	1,538	32	208	0	2	0	42
Sibling	4	79	179	47	7	334	8	152	0	5	0	4
Child	4	36	73	15	5	103	3	57	0	1	0	3
Grandparent	4	31	111	41	7	113	11	57	0	2	0	8
Grandchild	0	0	3	0	1	1	0	5	0	1	0	0
In-law	0	23	49	13	0	78	5	25	0	1	0	1
Step-parent	1	23	34	20	3	69	2	11	0	0	0	1
Step-child	0	12	3	4	0	18	0	4	0	0	0	0
Step-sibling	0	1	10	2	0	13	0	2	0	0	0	3
Other Family	9	116	194	59	9	239	12	70	1	7	0	11
Acquaintance	532	877	1,810	798	72	1,562	74	467	3	52	1	181
Friend	85	172	653	189	14	405	16	247	0	11	1	28
Neighbor	14	236	500	16	62	1,101	2	28	0	3	0	9
Babysitree	0	0	0	0	0	1	0	0	0	0	0	0
Boy/Girlfriend	91	363	483	101	21	2,320	8	44	0	11	0	21
Child of Boy/Girlfriend	1	8	17	3	0	41	0	1	0	0	0	0
Ex- Relationship	106	700	751	150	27	1,616	28	249	0	23	0	38
Ex-Spouse	0	107	77	17	3	182	8	64	0	1	0	4
Employee	10	5	27	3	0	12	4	10	2	1	0	0
Employer	0	23	114	15	0	35	14	33	19	0	0	1
Otherwise Known	238	606	1,644	336	72	1,501	91	507	3	68	0	147
Unknown	3,392	6,696	20,989	6,108	250	9,960	794	5,700	2	223	3	3,586
Stranger	2,595	3,936	9,455	2,456	111	4,926	566	2,796	2	80	3	4,312
Victim is Offender	14	16	59	7	2	178	3	9	0	3	0	4

Count represents the victim's relationship to single or multiple offenders within each incident.

2021 Washington NIBRS Crimes Against Property

Arson

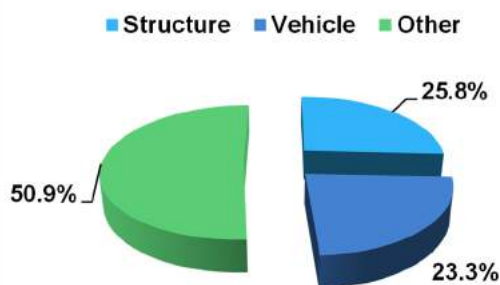
Definition: The unlawful or intentional damage or attempt to damage any real or personal property by fire or incendiary device.

Arson

Offenses Reported **1,613**
Rate per 1,000 **0.21**
Total Arrests **277**

20.8% of Arson incidents occurred at places of business.

% of Arson Property Loss By Category



Top Five Locations of Arson

<u>Location</u>	<u>Percent</u>
Residence	31.5%
Highway/Road	17.5%
Parking Lot	8.2%
Commercial/Office Building	6.2%
Park/Playground	3.2%

A fire is classified as Arson only if determined through investigation to have been unlawfully and intentionally set. Fires of suspicious or unknown origin are not reported on crime statistics.

7.9% of Arson offense arrestees were juvenile.

Value of Property Loss from Arson

Structures	\$33,830,864.00
Vehicles	\$ 1,940,794.00
Other Property	\$ 3,026,431.00
Total Loss	\$38,798,089.00

2021 Washington NIBRS Crimes Against Property

Burglary/Breaking & Entering

Definition: The unlawful entry of a structure to commit a theft or felony.

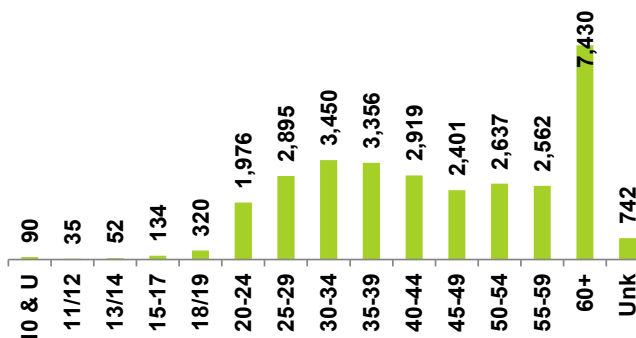
Burglary/Breaking & Entering

Offenses Reported **42,267**
Rate per 1,000 **5.44**
Total Arrests **5,068**

In this report, Burglary offenses are counted by the number of premises entered.

4.5% of Burglary offenders were juvenile.

Number of Individual Victims of Burglary by Age in 2021



Most Frequent Locations of Burglary

Location	Percent
Residence	50.8%
Commercial/Office Building	10.0%
Parking Lot/Garage	5.0%
Specialty Store	4.6%
Rental/Storage Facility	4.3%

33.3% of Burglary incidents occurred at places of business.

The offense of Burglary/Breaking & Entering in the UCR Program is counted when there is forcible entry, unlawful entry (no force), or attempted forcible entry of a structure. A vehicle is not considered a structure; therefore, Theft from a Vehicle is not included in this category.

Counterfeiting/Forgery

Definition: The altering, copying, or imitation of something, without authority or right, with the intent to deceive or defraud by passing the copy or thing altered or imitated as that which is original or genuine; or the selling, buying, or possession of an altered, copied, or imitated thing with the intent to deceive or defraud.

Counterfeiting/Forgery

Offenses Reported **3,561**
Rate per 1,000 **0.46**
Total Arrests **302**

The data collection objective for this offense is to identify what type of item was counterfeited or forged.

Non-negotiable items, such as checks, money orders, and traveler's checks which are not endorsed, are reported with a zero value as these documents require further action to become negotiable.

Percentage of Type of Criminal Activity

<u>Activity</u>	<u>Distribution</u>
Possessing/Concealing	30.0%
Using/Consuming	28.0%
Cultivating/Manufacturing	22.0%
Buying/Receiving	11.9%
Distributing/Selling	5.9%
Operating/Promoting	1.1%
Transporting/Importing	1.1%

66.4% of Counterfeiting/Forgery incidents occurred at places of business.

Most Frequent Locations of Counterfeiting/Forgery

<u>Location</u>	<u>Percent</u>
Bank	25.3%
Residence	15.3%
Specialty Store	5.7%
Convenience Store	5.5%
Grocery Store	5.5%

A **\$1,690,032.00** loss was reported on counterfeit money.

12.9% of Counterfeiting/Forgery arrestees were 18-24 years old.

2021 Washington NIBRS Crimes Against Property

Destruction, Damage, or Vandalism of Property

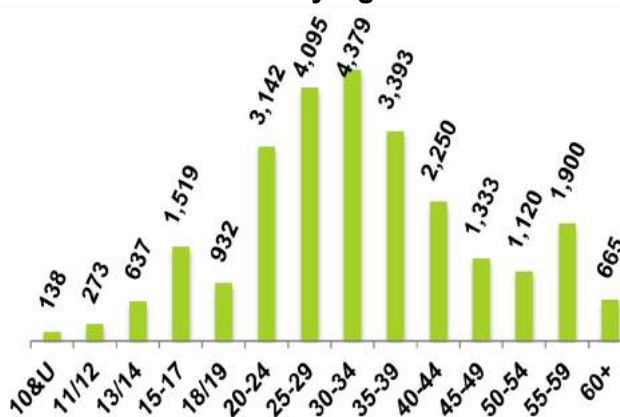
Definition: To willfully or maliciously destroy, damage, deface, or otherwise injure real or personal property without the consent of the owner or the person having custody or control of it.

Destruction of Property

Offenses Reported **78,589**
Rate per 1,000 **10.11**
Total Arrests **4,829**

8.9% of arrestees
for Destruction of
Property were
juveniles.

**Number of Destruction of Property
Offenders by Age in 2021**



Value of Property Loss from Destruction of Property/Vandalism

Structure Loss Total: \$ 1,019,986,897
Residential \$ 10,088,008
Business \$ 6,410,979
Public/Community \$ 918,458
Other \$ 1,002,569,452

Vehicle Property Loss: \$ 65,854,112

Other Property Loss: \$ 135,670,579

Total Property Loss: \$1,221,511,588

This offense is reported by an agency
when it deems substantial damage has
occurred to the property.

Most Frequent Locations of Destruction of Property

<u>Location</u>	<u>Percent</u>
Residence	36.5%
Parking Lot/Garage	17.4%
Highway/Road	11.7%
Commercial/Office Building	5.6%
Specialty Store	3.3%

Embezzlement

Definition: The unlawful misappropriation by an offender to his/her own use or purpose of money, property, or some other thing of value entrusted in his/her care, custody, or control.

Embezzlement

Offenses Reported	148
Rate per 1,000	0.02
Total Arrests	17

Extortion/Blackmail

Definition: Unlawfully obtain money, property, or any other thing of value, either tangible or intangible, through the use or threat of force, misuse of authority, threat of criminal prosecution, threat of destruction of reputation or social standing, or through other coercive means.

Extortion/Blackmail

Offenses Reported	749
Rate per 1,000	0.10
Total Arrests	19

Bribery

Definition: The offering, giving, receiving, or soliciting of anything of value to sway the judgment or action of a person in position of trust or influence.

Bribery

Offenses Reported	12
Rate per 1,000	0.00
Total Arrests	7

2021 Washington NIBRS Crimes Against Property

Fraud Offenses

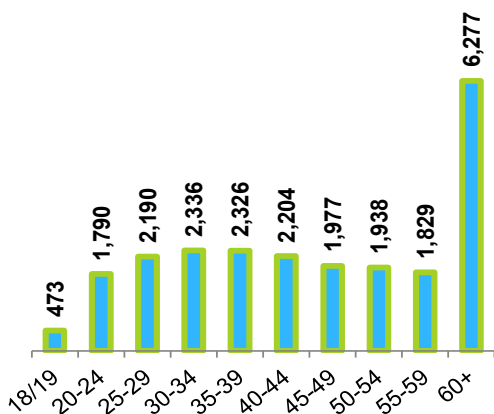
Definition: The intentional perversion of the truth for the purpose of inducing another person or other entity in reliance upon it to part with something of value or surrender a legal right.

Fraud Offenses

Offenses Reported **24,561**
Rate Per 1,000 **3.16**
Total Arrests **738**

Fraud offenses include pyramid schemes, impersonating a police officer, and the use of electronic devices to intentionally deceive another in order to obtain personal gain.

Number of Adult Fraud Victims by Age in 2021



32.4% of Fraud incidents occurred at places of business.

Most Frequent Locations Of Fraud Offenses

Location	Percent
Residence	32.6%
Cyberspace	17.0%
Bank	8.6%
Department/Discount Store	5.1%
Grocery/Supermarket	4.6%

“Top Five” Types of Property Obtained

Money	25.5%
Identity-Intangible	19.4%
Credit/Debit Cards	13.0%
Identity Documents	7.6%
Purses/Handbags/Wallets	6.1%

Number of Fraud Offenses By Category

Classification	# Reported	Distribution
Identity Theft	7,704	31.4%
Swindle/Con Games	6,617	26.9%
Credit Card/ATM Fraud	5,819	23.7%
Impersonation	2,765	11.3%
Wire Fraud	1,110	4.5%
Hacking/Computer Invasion	530	2.2%
Welfare Fraud	16	0.1%

1.1% of Fraud arrestees were juveniles.

Larceny - Theft Offenses

Definition: The unlawful taking, carrying, leading, or riding away of property from the possession of another.

Larceny-Theft Offenses

Offenses Reported **166,496**
Rate per 1,000 **21.42**
Total Arrests **12,539**

Most Frequent Locations of Larceny-Theft Offenses

<u>Location</u>	<u>Percent</u>
Residence	33.7%
Parking Lot/Garage	16.3%
Highway/Road	9.6%
Department Store	7.6%
Specialty Store	5.3%

3.7% of Larceny-Theft
offenders were
juveniles.

30.4% of Larceny-Theft incidents
occurred at places of business.

Larceny-Theft Offense Category Distribution

<u>Classification</u>	<u># Reported</u>	<u>Distribution</u>
All Other Larceny-Theft	59,982	36.0%
From Motor Vehicle	52,505	31.5%
Shoplifting	23,323	14.0%
Motor Vehicle Parts/Accessories	20,592	12.4%
From Building	8,903	5.3%
Pocket Picking	576	0.3%
Purse Snatching	489	0.3%
From Coin-Operated Machines	126	0.1%

Motor Vehicle Theft

Definition: The theft or attempted theft of a self-propelled vehicle that runs on land surface and not on rails.

Motor Vehicle Theft

Offenses Reported **35,385**
Rate per 1,000 **4.55**
Total Arrests **1,234**

Motor Vehicle Theft offenses are counted by the number of vehicles stolen.

Motor Vehicle Theft Category

<u>Type of Vehicle</u>	<u>Distribution</u>
Automobiles	71.5%
Trucks	17.5%
Other Motor Vehicles	9.8%
Recreational Vehicles	1.1%
Buses	0.1%

A motor vehicle is defined for UCR purposes as a self-propelled vehicle with a purpose to transport persons. Motorcycles, scooters, snowmobiles, golf carts, etc. are categorized under "other motor vehicles". Recreational vehicles are specifically designed to transport people and also provide them temporary lodging for recreational purpose. Tractors, farm and industrial equipment, and lawn mowers are not considered "motor vehicles," as their main purpose is not to transport persons. Motor Vehicle Theft includes the offense of "Joy Riding."

11.9% of Motor Vehicle Thefts occurred at places of business.

Estimated amount stolen: **\$203,834,438.00**; amount recovered: **\$107,600,439.00**.

Average estimated loss per vehicle amounted to **\$5,760.48**.

Most Frequent Location of Motor Vehicle Thefts

<u>Location</u>	<u>Percent</u>
Residence	37.0%
Parking Lot/Garage	25.8%
Highway/Street	20.0%
Commercial/Office Building	2.3%
Hotel/Motel/Etc.	2.0%

7.6% of Motor Vehicle Theft offense arrestees were juveniles.

2021 Washington NIBRS Crimes Against Property

Robbery

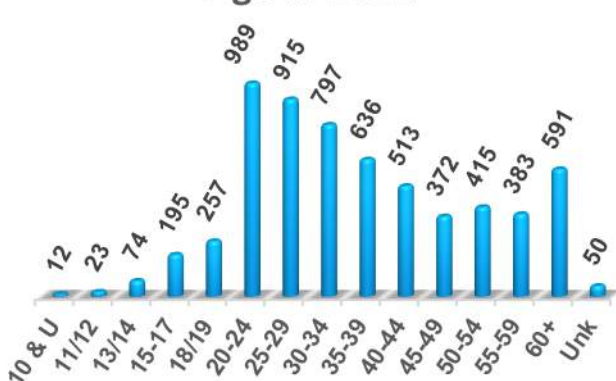
Definition: The taking, or attempting to take, anything of value under confrontational circumstances from the control, custody, or care of another person by force or threat of force or by putting the victim in fear of immediate harm.

Robbery

Offenses reported **5,802**
Rate per 1,000 **0.75**
Total Arrests **1,570**

Robbery is a violent confrontation between an offender and a victim; however, it is classified as a Crime Against Property because the primary reason for committing the offense is to take something of value.

Number of Robbery Victims by Age in 2021



Number of Robbery Incidents by Type of Weapon Used in 2021



* Personal Weapons are defined as "Hands, Fists, Feet etc."

10.0% of Robbery offenders were juveniles.

50.1% of Robbery offenses occurred at places of business.

30.6% of individual victims of Robbery were between the ages of 20 and 29.

Most Frequent Locations of Robbery

Location	Percent
Highway/Road	20.4%
Residence	12.2%
Parking Lot/Garage	9.9%
Department/Discount Store	9.0%
Grocery Store	8.4%

Stolen Property Offenses

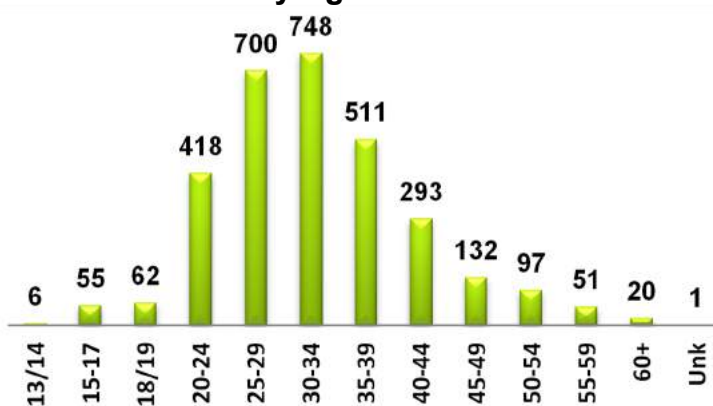
Definition: Receiving, buying, selling, possessing, concealing, or transporting any property with the knowledge that it has been unlawfully taken, as by Burglary, Embezzlement, Fraud, Larceny, Robbery, etc.

Stolen Property

Offenses Reported **5,939**
 Rate per 1,000 **0.76**
 Total Arrests **3,094**

2.0% of Stolen
 Property arrestees
 were juveniles.

Number of Stolen Property Arrestees By Age in 2021



Percentage of Type of Criminal Activity

<u>Activity</u>	<u>Distribution</u>
Possessing/Concealing	83.9%
Distributing/Selling	4.9%
Using/Consuming	4.2%
Buying/Receiving	3.2 %
Operating/Promoting	2.3%
Transporting/Importing	1.3%
Cultivating/Manufacturing/Publishing	0.1%

Crimes Against Society

The following section provides information on Animal Cruelty, Drug/Narcotic Offenses, Gambling Offenses, Pornography/Obscene Material, Prostitution Offenses, and Weapon Law Violations. Each offense counts as one occurrence. These numbers are derived from National Incident-Based Reporting System (NIBRS) submissions by Washington State law enforcement agencies.

Statewide Profile

The data represent each offense within a reported crime incident.

Crimes Against Society

Offenses Reported **16,667**
Rate per 1,000 **2.14**
Total Arrests **5,497**

“Crimes Against Society” represent society’s prohibition against engaging in certain types of activity. For reporting purposes under the UCR/NIBRS rules and guidelines, all victims of Crimes Against Society are classified as “society”. Individual data on persons directly and/or indirectly affected by a Crime Against Society, such as Pornography, is not collected.

The most frequent month of crime occurrence for a Crime Against Society was **January**; the least frequent month was **June**.

Percentage of Type of Criminal Activity

<u>Activity</u>	<u>Distribution</u>
Possessing/Concealing	71.4%
Using/Consuming	11.9%
Distributing/Selling	8.3%
Buying/Receiving	1.8%
Operating/Promoting	1.7%
Exploiting Children	1.1%
Transporting/Importing	1.1%
Simple/Gross Neglect	0.9%
Intentional Abuse and Torture	0.8%
Cultivation/Manufacturing	0.8%
Animal Sexual Abuse	<0.1%

Crimes Against Society “Top Five” Locations

Highway/Road	31.0%
Residence	19.5%
Parking Lot/Garage	14.7%
Hotel/Motel/Etc.	3.7%
Department/Discount Store	2.8%

35.3% of Crimes Against Society incidents indicated the suspect(s) used alcohol and/or drugs during commission of crime.

Animal Cruelty

Definition: Intentionally, knowingly, or recklessly taking an action that mistreats or kills any animal without just cause.

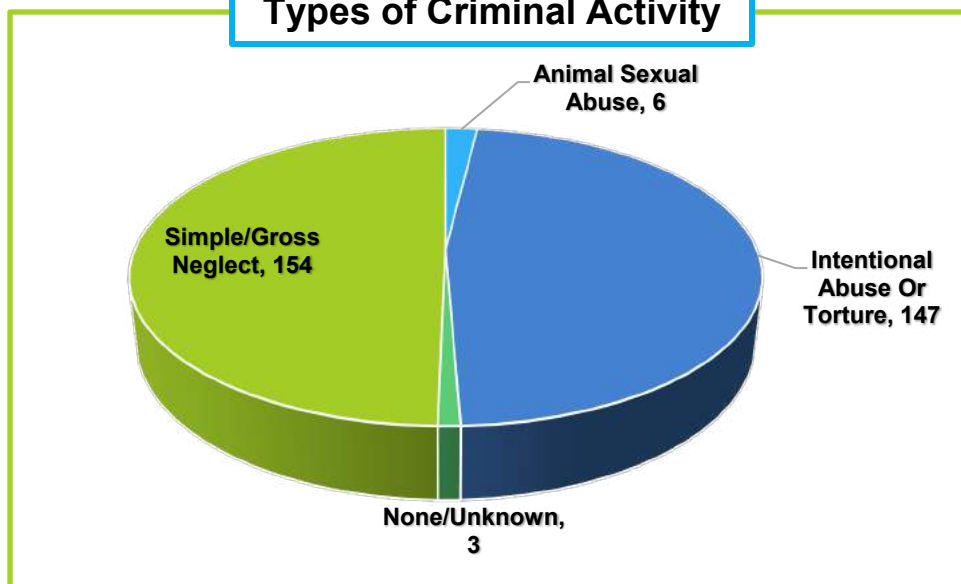
Animal Cruelty

Offenses Reported	312
Rate per 1,000	0.04
Total Arrests	53

Animal Cruelty “Top Five” Locations

Residence/Home	63.5%
Highway/Road/Alley	12.2%
Parking Lot/Garage	5.4%
Farm Facility	2.2%
Hotel/Motel/Etc.	1.9%

Types of Criminal Activity



Animal Cruelty includes torturing, tormenting, mutilation, maiming, poisoning, or abandonment. Included are instances of duty to provide care, e.g., shelter, food, water, care if sick or injured; transporting or confining an animal in a manner likely to cause injury or death; causing an animal to fight with another; inflicting excessive or repeated unnecessary pain or suffering, e.g., uses objects to beat or torture an animal. This definition does not include proper maintenance of animals for show or sport; use of animals for food, lawful hunting, fishing, or trapping.

Drug Equipment Violations

Definition: The unlawful manufacture, sale, purchase, possession, or transportation of equipment or devices utilized in preparing and/or using drugs or narcotics.

Drug Equipment Violations

Offenses Reported **3,472**
Rate per 1,000 **0.45**
Total Arrests **1,401**

This offense includes the operation of “meth labs”.
Seized materials used to produce any illegal controlled substance are classified under Drug Equipment Violations.

8.9% of Drug Equipment arrestees were 18-24 years old.

Percentage of Type of Criminal Activity

<u>Activity</u>	<u>Distribution</u>
Possessing/Concealing	79.2%
Using/Consuming	17.5%
Distributing/Selling	1.6%
Transporting/Importing	0.9%
Buying/Receiving	0.6%
Operating/Promoting	0.1%
Cultivating/Manufacturing	0.1%

2021 Estimated Value of Drug Equipment Seized:

\$25,804.00

58.1% of Drug Equipment incidents indicated suspect(s) used alcohol and/or drugs during commission of crime.

Gambling Offenses

Definition: To unlawfully bet or wager money or something else of value; assist, promote, or operate a game of chance for money or some other stakes; possess or transmit wagering information; manufacture, sell, purchase, possess, or transport gambling equipment, devices, or goods; or tamper with the outcome of a sporting event or contest to gain a gambling advantage.

Gambling Offenses

Offenses Reported **28**
Rate per 1,000 **<0.01**
Total Arrests **2**

Number of Gambling Offenses by Category

Betting/Wagering	21
Operating/Promoting/Assisting	5
Gambling Equipment	2

Drug/Narcotic Violations

Definition: The unlawful cultivation, manufacture, distribution, sale, purchase, use, possession, transportation, or importation of any controlled drug or narcotic substance.

Drug/Narcotic Violations

Offenses Reported **6,216**
Rate per 1,000 **0.80**
Total Arrests **2,163**

49.4% of Drug/Narcotic Violation incidents indicated suspect(s) used alcohol and/or drugs during commission of crime.

Number of Drug/Narcotic Arrestees By Age in 2021



5.5% of Drug/Narcotic Violation arrestees were juveniles.

Number of Drug/Narcotic Offenses by Drug Type

Drug	# of Offenses
Amphetamines/Methamphetamines	3,045
Heroin	1,446
Other Drugs	833
Other Narcotics	607
Marijuana	564
Unknown Drug Type	388
Cocaine	173
Other Depressants	171
Over 3 Drug Types	124
Crack Cocaine	94
Opium	61
Other Hallucinogens	41
Barbiturates	29
Other Stimulants	29
LSD	14
Morphine	12
Hashish	5
PCP	2

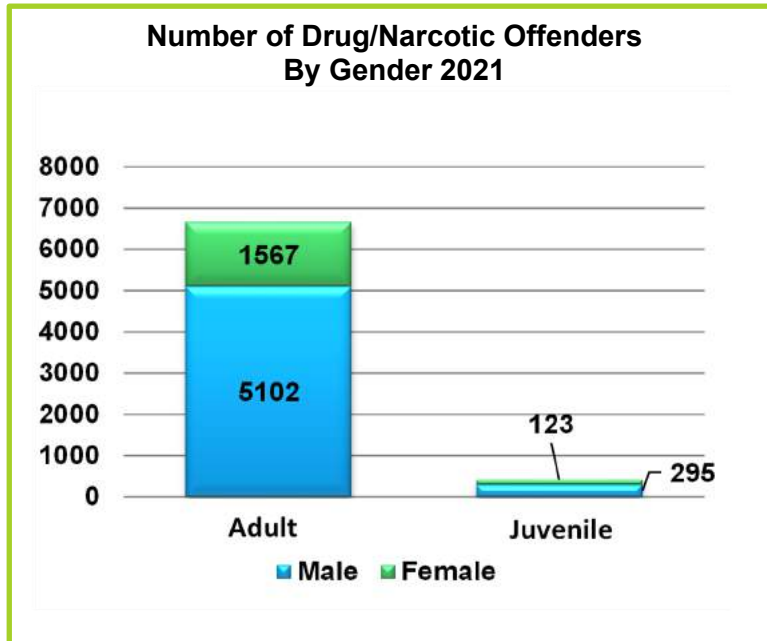
13.6% of adult Drug/Narcotic arrests were between 18 and 24 years of age.

Percentage of Type of Criminal Activity

Activity	Distribution
Possessing/Concealing	68.2%
Distributing/Selling	17.7%
Using/Consuming	9.5%
Buying/Receiving	2.0%
Transporting/Importing	1.4 %
Cultivating/Manufacturing	1.0%
Operating/Promoting	0.2%

Drug/Narcotic Violations

Continued



Drugs Seized in Washington

Type of Drug	2021 Measurements
Amphetamines & Methamphetamines	7.4 Kilograms; 257.1 Fluid Ounces; 298 Dosage Units
Barbiturates	3 Grams; 25 Dosage Units
Cocaine	190.3 Grams; 4 Dosage Units
Crack Cocaine	86 Grams; 1 Dosage Units
Hashish	3 Grams; 1 Fluid Ounce
Heroin	1.9 Kilograms; 131.1 Fluid Ounces; 137 Dosage Units
LSD	30.3 Grams; 11 Dosage Units
Marijuana	10.9 Kilograms; 3.1 Fluid Ounces; 39 Dosage Units; 12 Plants
Morphine	7 Grams; 5 Dosage Units
Opium	17 Grams; 43 Dosage Units
Other Depressants	485.6 Grams; 134 Dosage Units
Other Drugs	279.0 Grams; 604 Dosage Units; 2.0 Fluid Ounces
Other Hallucinogens	479.6 Grams; 15 Dosage Units
Other Narcotics	263.4 Grams; 129.0 Fluid Ounces; 439 Dosage Units
Other Stimulants	7 Grams; 19 Dosage Units
PCP	1 Gram; 1 Dosage Unit
Unknown Drug Type	1.2 Kilograms; 1 Fluid Ounce; 177 Dosage Units

Pornography/Obscene Material

Definition: The violation of laws or ordinances prohibiting the manufacturing, publishing, sale, purchase, or possession of sexually explicit material, i.e., literature, photographs, etc.

Pornography/Obscene Material

Offenses Reported	648
Rate per 1,000	0.08
Total Arrests	108

Percentage of Type of Criminal Activity

<u>Activity</u>	<u>Distribution</u>
Possessing/Concealing	36.5%
Exploiting Children	25.4%
Distributing/Selling	21.8%
Cultivating/Manufacturing	6.5%
Transporting/Transmitting	4.0%
Buying/Receiving	2.3%
Operating/Promoting	1.7%
Using/Consuming	1.7%

“Top Five” Locations of Activity

Residence	55.9%
Cyberspace	18.2%
Government/Public Building	3.2%
School-Elementary/Secondary	3.2%
School/College	2.2%

In **27.3%** of Pornography/Obscene Material incidents, the offender was suspected of using a computer to facilitate the crime.

Prostitution Offense

Definition: To unlawfully engage in or promote sexual activities for profit.

Prostitution Offenses

Offenses Reported	322
Rate per 1,000	0.04
Total Arrests	138

Number of Prostitution Offenses by Category

<u>Classification</u>	<u>Reported</u>
Purchasing	138
Assisting/Promoting Prostitution	93
	91

These offenses are categorized under three types of criminal activity: 1) Prostitution, which is to unlawfully engage in sexual relations for profit; 2) Assisting/Promoting Prostitution, defined as soliciting customers or transporting persons for prostitution purposes; to own, manage, or operate a dwelling or other establishment for the purpose of providing a place where prostitution is performed; or to otherwise assist or promote prostitution; 3) Purchasing Prostitution, which is to purchase or trade anything of value for commercial sex acts.

Weapon Law Violations

Definition: The violation of laws or ordinances prohibiting the manufacturing, sale, purchase, transportation, possession, concealment, or use of firearms, cutting instruments, explosives, incendiary devices, or other deadly weapons.

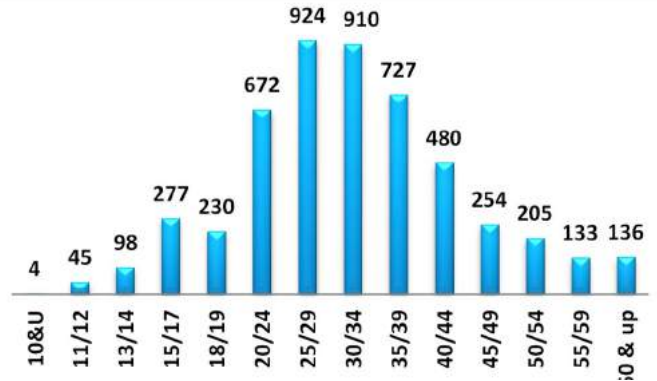
Weapon Law Violations

Offenses Reported **5,669**
Rate per 1,000 **0.73**
Total Arrests **1,632**

Weapon Law Violations "Top Five" Locations

Highway/Road/Alley **29.6%**
Residence **26.4%**
Parking Lot/Garage **10.9%**
Air/Bus/Train Terminal **5.4%**
Specialty Store **3.2%**

Number of Weapon Law Offenders By Age in 2021



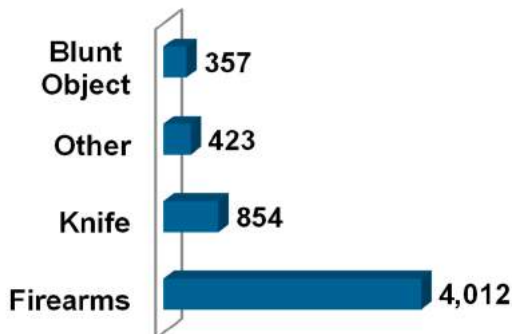
69.1% of weapons identified in Weapon Law Violations were firearms, of which **2.1%** were reported as automatic.

Percentage of Type of Criminal Activity

Activity	Distribution
Possessing/Concealing	78.7%
Using/Consuming	13.1%
Operating/Promoting	4.7%
Buying/Receiving	2.4%
Transporting/Importing	0.5%
Distributing/Selling	0.3%
Cultivating/Manufacturing	0.3%

8.1% of Weapon Law Violation arrestees were juveniles.

Number of Weapon Law Violations by Type of Weapon



Statewide Arrests

Data in this section represent the number of persons arrested, not the number of arrest offenses or charges filed. The following tables depict counts for offenses in which an individual has been taken into custody, cited, or summoned to appear in court. In some instances, an arrest may be counted when a juvenile is taken into custody but released without being charged. These numbers are derived from monthly National Incident-Based Reporting System (NIBRS) submissions by Washington State law enforcement agencies.

2021 Washington NIBRS Arrest Data

Statewide Arrests

Total Arrests

Reported Arrests **125,383**
Rate per 1,000 **16.1**

The term “arrest” is defined as a physical arrest, citation, or served summons. This data represents the number of persons arrested, not on charges filed; therefore, each reporting jurisdiction submits one set of arrest data for each person per single apprehension. One set of arrest data will clear a single or multiple offenses in the same incident and/or multiple incidents.

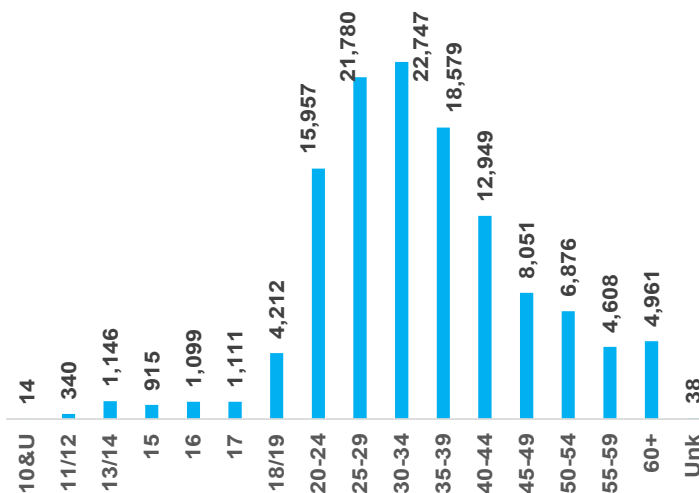
Arrests on warrants issued by another jurisdiction are reported by the originating agency, not the arresting agency.

All persons arrested for the commission of a Group “A” or Group “B” crime are included in this count. A Group “B” crime, which is only reported on the arrest level, encompasses offenses which are not under the Group “A” category. Excluded from this count are any traffic-related arrests, with the exception of DUI, Hit and Run (of a person), and Vehicular Manslaughter.

16.7% of arrests were DUI.

16.1% of total arrestees were between 18 and 24 years of age.

Total Number of Arrests by Age in 2021



94.3% of all arrestees were unarmed.

When apprehended, **36.0%** of the weapons in arrestees’ possession were firearms; **4.0%** were reported as automatic.

Totals of Types of Arrest

48,629 On-View (Without Warrant)

36,452 Taken into Custody
(Based on a Warrant)

40,299 Cited or Summoned to Court

Three Type of Arrest elements were not reported.

2021 Washington NIBRS Arrest Data

Arrests by Percentage

Offenses	Total Arrests in 2021	Percent Adult Arrests	Percent Juve. Arrests	Rate per 1,000
Murder	176	94.3%	5.7%	0.02
Manslaughter	20	95.0%	5.0%	0.00
Rape	494	85.4%	14.6%	0.06
Sodomy	24	75.0%	25.0%	0.00
Sexual Assault with Object	8	87.5%	12.5%	0.00
Fondling	351	86.3%	13.7%	0.05
Aggravated Assault	6,371	94.7%	5.3%	0.82
Simple Assault	21,322	92.9%	7.1%	2.74
Intimidation	2,250	93.3%	6.7%	0.29
Kidnapping	547	96.5%	3.5%	0.07
Incest	21	90.5%	9.5%	0.00
Statutory Rape	64	85.9%	14.1%	0.01
Human Trafficking Offenses	22	100.0%	0.0%	0.00
Viol No Contact/Protect Order	8,538	99.6%	0.4%	1.10
Robbery	1,570	90.1%	9.9%	0.20
Burglary	5,068	96.3%	3.7%	0.65
Larceny/Theft Offenses	12,539	96.9%	3.1%	1.61
Motor Vehicle Theft	1,234	92.4%	7.6%	0.16
Arson	277	92.1%	7.9%	0.04
Destruction of Property	4,829	91.1%	8.9%	0.62
Counterfeiting/Forgery	302	100.0%	0.0%	0.04
Fraud Offenses	738	98.9%	1.1%	0.09
Embezzlement	17	100.0%	0.0%	0.00
Extortion/Blackmail	19	94.7%	5.3%	0.00
Bribery	7	100.0%	0.0%	0.00
Stolen Property Offenses	3,094	98.0%	2.0%	0.40
Animal Cruelty	53	96.2%	3.8%	0.01
Drug/Narcotic Violations	2,163	94.5%	5.5%	0.28
Drug Equipment Violations	1,401	98.9%	1.1%	0.18
Gambling Offenses	2	100.0%	0.0%	0.00
Pornography/Obscene Material	108	86.1%	13.9%	0.01
Prostitution Offenses	138	100.0%	0.0%	0.02
Weapon Law Violations	1,632	91.9%	8.1%	0.21
Bad Checks	21	100.0%	0.0%	0.00
Curfew/Vagrancy	151	98.0%	2.0%	0.02
Disorderly Conduct	1,549	96.1%	3.9%	0.20
Drunkenness	29	93.1%	6.9%	0.00
DUI	20,878	99.4%	0.6%	2.69
Family Offenses	176	98.3%	1.7%	0.02
Liquor Law Violations	522	78.2%	21.8%	0.07
Peeping Tom	20	90.0%	10.0%	0.00
Trespass	6,880	98.7%	1.3%	0.89
All Other Offenses	19,758	98.0%	2.0%	2.54
Total Arrests	125,383	96.3%	3.7%	16.13

2021 Washington NIBRS Arrest Data

Weapons in Possession of Arrestees

Arrested For:	Handgun	Rifle	Shotgun	Other Firearm	Unk. Firearm	Knife	Club	Not Armed	Total
Murder	35	1	0	2	6	14	2	115	175
Manslaughter	2	0	0	0	0	1	0	17	20
Rape	2	0	0	1	0	6	2	484	495
Sodomy	0	0	0	0	0	0	0	24	24
Sexual Assault w/Object	0	0	0	0	0	1	0	7	8
Fondling	0	0	0	0	0	1	1	349	351
Aggravated Assault	419	29	27	58	55	723	273	4,814	6,398
Simple Assault	75	8	10	20	14	270	237	20,702	21,336
Intimidation	73	3	9	18	8	249	63	1,841	2,264
Kidnapping	25	2	1	1	3	32	5	482	551
Incest	0	0	0	0	0	0	0	21	21
Statutory Rape	0	0	0	0	0	0	0	64	64
Human Trafficking Offenses	0	0	0	0	0	0	0	22	22
Viol No Contact/Protect Order	6	2	2	3	3	103	16	8,408	8,543
Robbery	112	1	4	30	16	186	53	1,170	1,572
Burglary	57	4	6	10	10	240	62	4,697	5,086
Larceny/Theft Offenses	42	6	1	10	7	310	38	12,121	12,535
Motor Vehicle Theft	12	0	0	5	1	27	8	1,182	1,235
Arson	0	0	0	1	0	5	7	265	278
Destruction of Property	9	1	2	3	3	140	118	4,557	4,833
Counterfeiting/Forgery	2	0	0	0	1	4	1	293	301
Fraud Offenses	5	0	0	2	1	13	3	714	738
Embezzlement	0	0	0	0	0	0	0	17	17
Extortion/Blackmail	0	0	1	0	0	0	0	18	19
Bribery	0	0	0	0	0	0	0	7	7
Stolen Property Offenses	130	4	2	12	10	143	17	2,782	3,100
Animal Cruelty	0	0	0	0	0	0	0	53	53
Drug/Narcotic Violations	78	6	4	11	7	119	14	1,930	2,169
Drug Equipment Violations	3	0	0	1	0	61	10	1,327	1,402
Gambling Offenses	0	0	0	0	0	0	0	2	2
Pornography/Obscene Material	0	0	0	0	0	0	0	108	108
Prostitution Offenses	1	0	0	0	0	2	0	135	138
Weapon Law Violations	565	45	37	49	62	167	91	645	1,661
Bad Checks	0	0	0	0	0	0	0	21	21
Curfew/Vagrancy	0	0	0	0	0	8	0	143	151
Disorderly Conduct	6	1	0	1	5	31	16	1,488	1,548
Drunkenness	0	0	0	0	0	0	0	29	29
DUI	170	7	6	5	22	304	16	20,380	20,910
Family Offenses	0	0	0	0	0	0	0	176	176
Liquor Law Violations	0	0	0	0	0	4	2	516	522
Peeping Tom	0	0	0	0	0	0	0	20	20
Trespass	3	0	1	1	1	91	21	6,764	6,882
All Other Offenses	58	5	7	13	11	327	46	19,298	19,765
Total	1,890	125	120	257	246	3,582	1,122	118,208	125,550

Up to two weapons can be reported per arrest.

2021 Washington NIBRS Arrest Data

Arrestees by Race

Offense	White	Black	American Indian/ Alaskan Native	Asian	Native Hawaiian/ Pacific Islander	Unknown
Murder	123	32	3	10	0	8
Manslaughter	10	4	2	0	1	3
Rape	384	60	8	11	5	26
Sodomy	17	1	2	0	0	4
Sexual Assault w/Object	4	0	0	3	0	1
Fondling	268	41	11	15	1	15
Aggravated Assault	4274	1337	215	235	27	283
Simple Assault	15416	3284	546	897	96	1083
Intimidation	1473	471	42	93	22	149
Kidnapping	408	90	8	17	1	23
Incest	15	2	0	1	0	3
Statutory Rape	54	3	1	1	0	5
Human Trafficking Offenses	16	5	0	0	0	1
Viol No Contact/Protect Order	6436	1194	220	247	42	399
Robbery	851	523	75	34	9	78
Burglary	3853	667	186	154	26	182
Larceny/Theft Offenses	9289	1791	591	331	25	512
Motor Vehicle Theft	919	147	49	57	10	52
Arson	216	34	10	13	0	4
Destruction of Property	3598	684	131	185	20	211
Counterfeiting/Forgery	220	42	11	10	0	19
Fraud Offenses	581	81	20	18	0	38
Embezzlement	14	0	0	1	0	2
Extortion/Blackmail	17	2	0	0	0	0
Bribery	7	0	0	0	0	0
Stolen Property Offenses	2297	431	113	116	17	120
Animal Cruelty	37	5	1	2	0	8
Drug/Narcotic Violations	1670	207	119	56	10	101
Drug Equipment Violations	1068	127	105	26	0	75
Gambling Offenses	2	0	0	0	0	0
Pornography/Obscene Material	88	6	2	3	0	9
Prostitution Offenses	79	31	1	18	0	9
Weapon Law Violations	1193	259	48	65	8	59
Bad Checks	17	0	2	1	0	1
Curfew/Vagrancy	128	8	9	0	0	6
Disorderly Conduct	1186	204	70	30	4	55
Drunkenness	24	1	3	0	0	1
DUI	16305	2170	463	953	55	932
Family Offenses	135	20	8	6	0	7
Liquor Law Violations	449	22	14	11	1	25
Peeping Tom	16	4	0	0	0	0
Trespass	4994	1132	260	219	23	252
All Other Offenses	15363	2298	670	593	43	791
Total	93,514	17,420	4,019	4,432	446	5,552

2021 Washington NIBRS Arrest Data

Adult Arrests

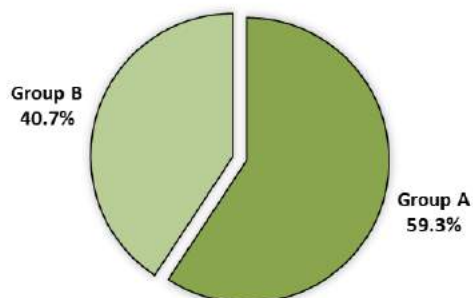
Total Adult Arrests

Reported Adult Arrests **120,758**

94.5% of Crimes
Against Persons
arrests were adults.

99.4% of DUI arrests were adults.

ADULT ARREST BY CATEGORY



16.7% of adult arrests were
between 18 to 24 years of age.

94.5% of Drug/Narcotic
arrests were adults.

Adult Arrest by Gender

Offense	Male	Female	Unknown
Murder	146	20	0
Manslaughter	15	4	0
Rape	416	6	0
Sodomy	18	0	0
Sexual Assault w/Object	6	1	0
Fondling	290	13	0
Aggravated Assault	4,908	1,120	5
Simple Assault	13,602	6,199	16
Intimidation	1,841	253	5
Kidnapping	473	55	0
Incest	18	1	0
Statutory Rape	52	3	0
Human Trafficking Offenses	21	1	0
Viol No Contact/Protect Order	6,905	1,596	4
Robbery	1,156	259	0
Burglary	3,994	883	3
Larceny/Theft Offenses	8,381	3,755	11
Motor Vehicle Theft	893	244	3
Arson	200	55	0
Destruction of Property	3,458	940	1
Counterfeiting/Forgery	197	104	1
Fraud Offenses	474	256	0
Embezzlement	6	11	0
Extortion/Blackmail	16	2	0
Bribery	6	1	0
Stolen Property Offenses	2,443	583	7
Animal Cruelty	29	22	0
Drug/Narcotic Violations	1,607	438	0
Drug Equipment Violations	1,055	330	1
Gambling Offenses	2	0	0
Pornography/Obscene Material	91	2	0
Prostitution Offenses	130	8	0
Weapon Law Violations	1,359	138	3
Bad Checks	11	10	0
Curfew/Vagrancy	101	47	0
Disorderly Conduct	1,184	303	1
Drunkenness	19	8	0
DUI	15,353	5,390	12
Family Offenses	103	70	0
Liquor Law Violations	291	117	0
Peeping Tom	18	0	0
Trespass	5,190	1,596	5
All Other Offenses	14,812	4,533	13
Total	91,290	29,377	91

2021 Washington NIBRS Arrest Data

Adult Arrests by Age

Offense	18/19	20-24	25-29	30-34	35-39	40-44	45-49	50-54	55-59	60+	Unk	Total
Murder	15	33	29	20	25	19	9	6	4	6	0	166
Manslaughter	4	1	6	2	2	2	0	1	0	1	0	19
Rape	32	74	53	60	71	45	30	22	16	19	0	422
Sodomy	2	4	1	1	4	2	1	2	0	1	0	18
Sexual Assault w/Object	0	1	0	2	2	1	0	0	0	1	0	7
Fondling	14	32	32	34	65	40	19	26	12	29	0	303
Aggravated Assault	231	829	1,068	1,039	893	685	438	327	258	263	2	6,033
Simple Assault	825	2,719	3,368	3,453	2,894	2,159	1,399	1,226	825	940	9	19,817
Intimidation	46	205	270	381	334	257	187	178	98	142	1	2,099
Kidnapping	23	89	82	99	93	52	30	25	21	14	0	528
Incest	1	2	2	4	3	4	2	0	0	1	0	19
Statutory Rape	3	19	11	8	4	5	0	3	1	1	0	55
Human Trafficking Offenses	0	5	3	4	3	2	2	1	1	1	0	22
Viol No Contact/Protect Order	197	885	1,256	1,631	1,521	1,131	593	607	345	339	0	8,505
Robbery	95	241	322	284	199	116	53	54	32	17	2	1,415
Burglary	120	554	925	1,106	880	523	296	232	139	100	5	4,880
Larceny/Theft Offenses	344	1,494	2,563	2,695	1,991	1,261	632	581	351	231	4	12,147
Motor Vehicle Theft	33	161	246	259	198	131	51	27	21	13	0	1,140
Arson	4	18	38	48	45	32	22	12	17	19	0	255
Destruction of Property	192	592	790	838	719	484	276	249	144	113	2	4,399
Counterfeiting/Forgery	11	28	61	70	51	37	16	12	13	3	0	302
Fraud Offenses	17	68	170	175	149	62	41	23	16	9	0	730
Embezzlement	2	3	1	2	4	2	2	0	0	1	0	17
Extortion/Blackmail	1	3	3	1	2	0	3	2	2	1	0	18
Bribery	0	1	1	1	3	0	1	0	0	0	0	7
Stolen Property Offense	62	418	700	748	511	293	132	97	51	20	1	3,033
Animal Cruelty	2	5	9	6	5	9	3	2	3	7	0	51
Drug/Narcotic Violations	104	190	363	451	351	231	135	107	73	39	1	2,045
Drug Equipment Violations	10	114	337	334	241	156	84	52	31	27	0	1,386
Gambling Offenses	0	0	1	0	1	0	0	0	0	0	0	2
Pornography/Obscene Material	4	7	14	14	10	11	9	5	5	14	0	93
Prostitution Offenses	0	14	21	31	16	20	8	15	1	12	0	138
Weapon Law Violations	66	195	297	280	240	152	89	62	61	57	1	1,500
Bad Checks	1	4	2	2	2	7	1	1	1	0	0	21
Curfew/Vagrancy	4	12	25	19	25	17	20	12	11	3	0	148
Disorderly Conduct	32	205	220	266	226	164	122	93	80	79	1	1,488
Drunkenness	1	3	1	2	2	6	1	2	1	7	1	27
DUI	798	3,621	3,922	3,286	2,554	1,778	1,359	1,156	942	1,339	0	20,755
Family Offenses	4	18	29	36	28	25	12	11	2	8	0	173
Liquor Law Violations	243	95	10	13	9	7	8	3	9	11	0	408
Peeping Tom	1	1	4	3	3	3	1	0	1	1	0	18
Trespass	101	517	1,063	1,303	1,105	959	592	505	303	337	6	6,791
All Other Offenses	567	2,477	3,461	3,736	3,095	2,059	1,372	1,137	717	735	2	19,358
Total	4,212	15,957	21,780	22,747	18,579	12,949	8,051	6,876	4,608	4,961	38	120,758

2021 Washington NIBRS Arrest Data

Juvenile Arrests

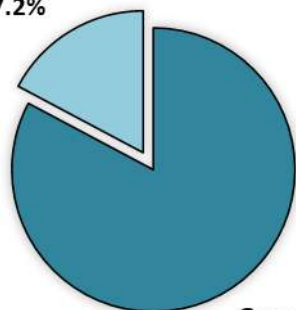
Total Juvenile Arrests

Reported Juvenile Arrests **4,625**

Under UCR guidelines, a juvenile is counted as “arrested” when the circumstances are such that if the juvenile were an adult, an arrest would have been reported. Any situation involving a juvenile, in lieu of an actual arrest, such as summoned, cited, or notified to appear before a juvenile court or similar authority for a violation of the law, is reported as an arrest.

JUVENILE ARREST BY CATEGORY

Group B
17.2%



Group A
82.8%

44.6% of juvenile arrestees were between 13 and 15 years of age.

Juvenile Arrestees by Gender

Offense	Male	Female	Unknown
Murder	7	3	0
Manslaughter	0	1	0
Rape	70	2	0
Sodomy	5	1	0
Sexual Assault w/Object	0	1	0
Fondling	45	3	0
Aggravated Assault	224	114	0
Simple Assault	825	675	5
Intimidation	119	31	1
Kidnapping	14	5	0
Incest	2	0	0
Statutory Rape	9	0	0
Human Trafficking Offenses	0	0	0
Viol No Contact/Protect Order	27	6	0
Robbery	121	33	1
Burglary	159	29	0
Larceny/Theft Offenses	253	139	0
Motor Vehicle Theft	74	20	0
Arson	21	1	0
Destruction of Property	351	79	0
Counterfeiting/Forgery	0	0	0
Fraud Offenses	6	2	0
Embezzlement	0	0	0
Extortion/Blackmail	1	0	0
Bribery	0	0	0
Stolen Property Offenses	47	14	0
Animal Cruelty	2	0	0
Drug/Narcotic Violations	83	34	1
Drug Equipment Violations	10	5	0
Gambling Offenses	0	0	0
Pornography/Obscene Material	14	1	0
Prostitution Offenses	0	0	0
Weapon Law Violations	114	17	1
Bad Checks	0	0	0
Curfew/Vagrancy	3	0	0
Disorderly Conduct	54	7	0
Drunkenness	1	1	0
DUI	97	26	0
Family Offenses	3	0	0
Liquor Law Violations	77	36	1
Peeping Tom	1	1	0
Trespass	65	24	0
All Other Offenses	295	105	0
Total	3,199	1,416	10

2021 Washington NIBRS Arrest Data

Juvenile Arrests by Age

Offense	10 & Under	11-12	13-14	15	16	17	Total
Murder	0	0	1	1	3	5	10
Manslaughter	0	0	0	0	0	1	1
Rape	0	6	19	10	18	19	72
Sodomy	0	1	5	0	0	0	6
Sexual Assault w/Object	0	0	0	1	0	0	1
Fondling	0	8	17	5	10	8	48
Aggravated Assault	0	25	80	59	83	91	338
Simple Assault	3	121	479	277	332	293	1,505
Intimidation	0	15	44	36	29	27	151
Kidnapping	0	0	5	3	7	4	19
Incest	0	1	1	0	0	0	2
Statutory Rape	0	2	2	2	2	1	9
Human Trafficking Offenses	0	0	0	0	0	0	0
Viol No Contact/Protect Order	1	1	2	3	6	20	33
Robbery	0	3	34	34	49	35	155
Burglary	1	26	52	44	23	42	188
Larceny/Theft Offenses	1	29	67	87	103	105	392
Motor Vehicle Theft	0	2	34	22	21	15	94
Arson	2	2	6	6	5	1	22
Destruction of Property	4	40	114	95	93	84	430
Counterfeiting/Forgery	0	0	0	0	0	0	0
Fraud Offenses	0	0	0	1	5	2	8
Embezzlement	0	0	0	0	0	0	0
Extortion/Blackmail	0	0	0	1	0	0	1
Bribery	0	0	0	0	0	0	0
Stolen Property Offenses	0	0	6	16	20	19	61
Animal Cruelty	0	0	0	1	0	1	2
Drug/Narcotic Violations	0	3	25	38	28	24	118
Drug Equipment Violations	0	0	4	2	3	6	15
Gambling Offenses	0	0	0	0	0	0	0
Pornography/Obscene Material	0	1	3	3	4	4	15
Prostitution Offenses	0	0	0	0	0	0	0
Weapon Law Violations	0	15	24	28	33	32	132
Bad Checks	0	0	0	0	0	0	0
Curfew/Vagrancy	0	0	0	2	1	0	3
Disorderly Conduct	1	6	12	18	13	11	61
Drunkenness	0	0	1	0	1	0	2
DUI	0	0	1	7	35	80	123
Family Offenses	0	0	0	0	2	1	3
Liquor Law Violations	0	0	17	15	42	40	114
Peeping Tom	0	1	0	1	0	0	2
Trespass	0	7	20	23	21	18	89
All Other Offenses	1	25	71	74	107	122	400
Total	14	340	1,146	915	1,099	1,111	4,625

Domestic Violence

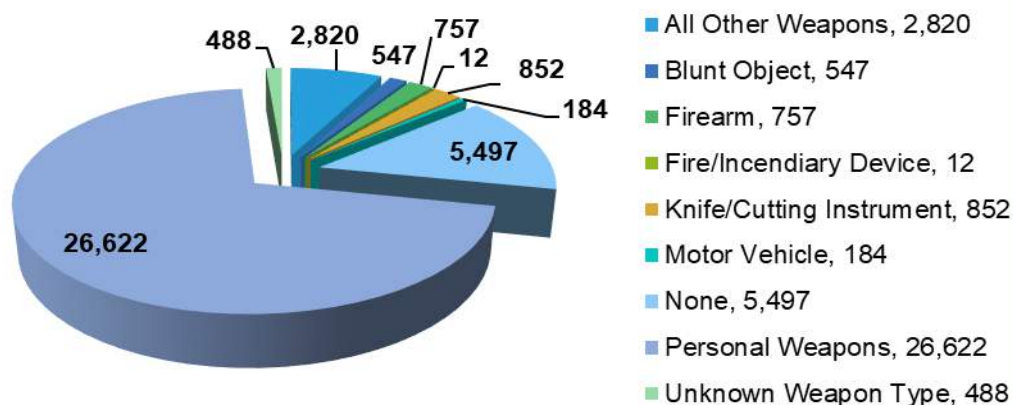
Collection of Domestic Violence-related person and property offenses is mandated by State of Washington statute, RCW 10.99.035. Domestic Violence (DV) is defined by the relationship of the victim to the offender or by shared living space. These numbers are derived from National Incident-Based Reporting System (NIBRS) submissions by Washington State law enforcement agencies.

2021 Washington Domestic Violence

2021 Domestic Violence Comparison

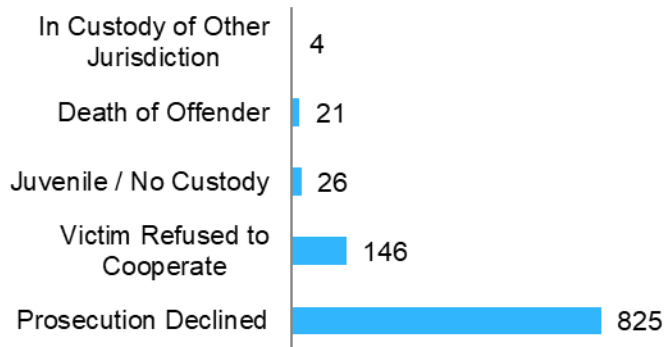
Offense	Actual Offenses Reported	Domestic Violence Offenses	Percent of Domestic Violence
Murder	325	62	19.1%
Manslaughter	36	6	16.7%
Rape	2,572	649	25.2%
Sodomy	308	90	29.2%
Sexual Assault w/Object	86	14	16.3%
Fondling	2,836	722	25.5%
Aggravated Assault	17,440	5,215	29.9%
Simple Assault	46,977	24,996	53.2%
Intimidation	13,505	2,887	21.4%
Kidnapping	1,376	857	62.3%
Incest	51	25	49.0%
Statutory Rape	211	41	19.4%
Human Trafficking Offenses	65	7	10.8%
Viol No Contact/Protect Order	18,830	14,487	76.9%
Robbery	5,802	269	4.6%
Burglary	42,267	1,596	3.8%
Larceny/Theft Offenses	166,496	1,739	1.0%
Motor Vehicle Theft	35,385	390	1.1%
Arson	1,613	65	4.0%
Destruction of Property	78,589	6,114	7.8%
Counterfeit/Forgery	3,561	56	1.6%
Fraud Offenses	24,561	408	1.7%
Embezzlement	148	0	0.0%
Extortion/Blackmail	749	38	5.1%
Bribery	12	0	0.0%
Stolen Property Offenses	5,939	75	1.3%
Total	469,740	60,808	19.1%

Weapons Used in Domestic Violence Incidents

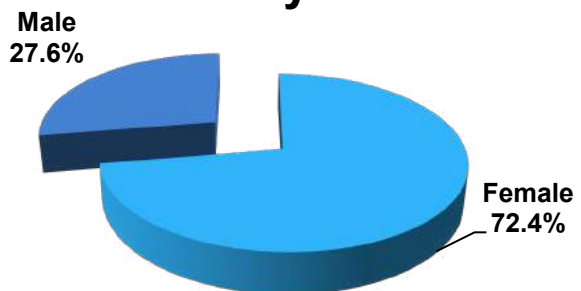


Personal Weapons are defined as Hands, Fists Feet, etc.

Clearance of Domestic Violence Incidents

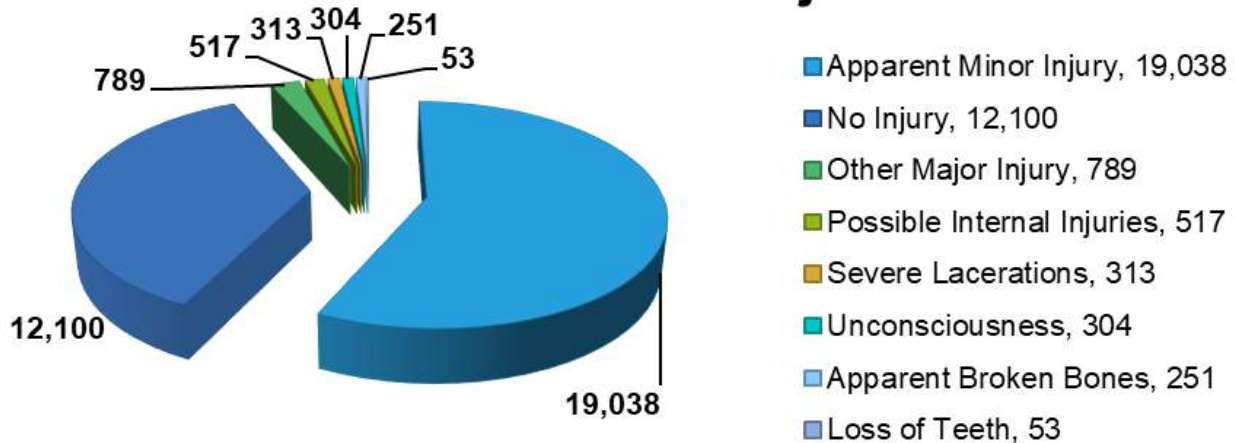


Victims by Gender



* Does not include 258 victims with "unknown" gender

Domestic Violence Injuries



2021 Washington Domestic Violence

Domestic Violence Relationships (Victim to Offender)

Relationship	Murder	Manslaughter	Rape	Sodomy	Sexual Assault w/Object	Fondling	Kidnap	Agg. Assault	Simple Assault	Intimidation	Incest	Stat Rape	Human Traffick	Viol No Contact/Protect Order
Spouse	7	1	62	0	1	8	126	590	3,683	229	0	0	0	1,672
Parent	14	0	0	0	0	2	37	422	3,160	313	0	0	0	1,318
Sibling	2	0	39	14	1	82	10	296	1,748	180	11	8	0	346
Child	8	1	78	21	2	215	41	422	1,421	118	13	6	1	656
Grandparent	0	0	1	0	0	1	2	29	191	32	0	0	0	103
Grandchild	0	0	8	0	2	47	0	16	66	2	1	2	0	14
In-law	0	0	3	0	0	6	1	48	228	43	0	0	0	40
Step-parent	3	0	4	1	0	10	0	42	233	21	0	0	0	62
Step-child	0	0	33	4	0	98	3	42	170	13	0	4	0	49
Step-sibling	0	0	6	2	0	22	2	7	38	4	1	3	0	11
Other Family Member	6	0	49	12	2	127	17	147	848	115	0	7	0	191
Friend	1	0	22	1	1	7	6	54	297	42	0	1	0	50
Boy/Girlfriend	12	3	161	15	5	26	405	1,889	8,909	396	0	8	3	3,913
Child of Boy/Girlfriend	2	0	7	4	0	31	6	62	168	12	0	0	0	87
Ex-Relationship	4	0	139	15	1	23	171	787	2,480	829	0	2	3	4,434
Ex-Spouse	2	0	10	2	0	2	8	42	280	146	0	0	0	1,077
Otherwise Known	4	2	45	7	0	44	48	457	1,571	432	0	4	0	626

2021 Washington Domestic Violence

Domestic Violence Relationships (Victim to Offender)

Relationship	Robbery	Burglary/ Breaking & Entering	Larceny/ Theft Offenses	Motor Vehicle Theft	Arson	Destruction of Property	Counterfeit /Forgery	Fraud Offenses	Embezzlement	Extortion/ Blackmail	Bribery	Stolen Property Offenses
Spouse	16	119	98	4	3	647	10	24	0	2	0	0
Parent	25	208	245	120	16	1,210	9	80	0	2	0	24
Sibling	4	59	100	19	6	269	5	39	0	4	0	2
Child	3	29	36	6	4	89	0	23	0	0	0	0
Grandparent	4	24	47	19	5	83	4	14	0	2	0	3
Grandchild	0	0	0	0	0	1	0	0	0	0	0	0
In-law	0	17	16	7	0	54	3	10	0	0	0	1
Step-parent	1	17	16	7	0	50	1	5	0	0	0	1
Step-child	0	7	0	1	0	14	0	3	0	0	0	0
Step-sibling	0	1	4	1	0	6	0	0	0	0	0	1
Other Family Member	5	58	60	18	6	149	1	19	0	4	0	3
Friend	4	11	40	7	0	66	0	6	0	0	0	2
Boy/Girlfriend	89	331	381	66	20	2,014	5	19	0	7	0	12
Child of Boy/Girlfriend	1	6	12	2	0	34	0	1	0	0	0	0
Ex-Relationship	102	631	529	95	19	1,304	15	130	0	14	0	20
Ex-Spouse	0	92	56	6	1	139	2	29	0	0	0	2
Otherwise Known	31	135	211	34	9	373	6	47	0	8	0	10

2021 Washington Domestic Violence

2021 Domestic Violence Homicides

Month	Agency	Relationship of Victim to Offender	Victim			Offender			Weapons
			Age	Sex	Race	Age	Sex	Race	
January	Yakima PD	Ex-Spouse	30	F	W	33	M	W	Motor Vehicle
	Seattle PD	Child	14	M	B	38	M	B	Fire/Incendiary Device
	Walla Walla PD	Parent	72	M	W	47	M	W	Handgun
	Tacoma PD	Spouse	27	F	W	31	M	W	Personal Weapons
	Kent PD	Ex-Relationship	20	F	B	23	M	B	Knife
	Yakima PD	Step-Parent	45	M	W	18	M	W	Other Firearm
	Adams SO	Boy/Girlfriend	57	F	W	28	M	W	Knife
		Child of Boy/Girlfriend	30	F	W				Knife
	Pierce SO	Spouse	33	M	W	32	F	W	Handgun
February	King SO	Child	8	M	U	37	M	A	Knife
	Island SO	Parent	41	M	W	21	M	W	Handgun
									Other Firearm
March	Seattle PD	Boy/Girlfriend	20	F	W	21	M	W	Handgun
	Clarkston PD	Boy/Girlfriend	50	F	W	54	M	W	Other Firearm
	Everett PD	Other Family Member	32	M	W	32	M	W	Other Firearm
	Tacoma PD	Spouse	43	F	W	55	M	W	Other Firearm
	Des Moines PD	Spouse	54	F	B	62	M	B	Other Firearm
		Parent	62	M	B	27	M	B	Other Firearm
	University Place PD	Parent	43	F	W	22	M	W	Handgun
April	Spokane PD	Boy/Girlfriend	35	F	U	41	M	U	Knife
	Seattle PD	Boy/Girlfriend	59	M	W	22	F	B	Knife
	Pierce SO	Step-Parent	72	M	W	43	M	W	Other Firearm
	Stevens SO	Ex-Relationship	18	F	W	18	M	W	Shotgun
May	King SO	Parent	65	M	W	21	M	A	Knife
	Clark SO	Step-Parent	48	M	W	17	M	W	Knife
	King SO	Child	-	F	A	-	F	A	Asphyxiation
	Pierce SO	Parent	61	F	W	29	M	W	Blunt Object
		Parent	59	M	W				Blunt Object
June	Seatac PD	Boy/Girlfriend	22	M	B	20	F	A	Knife
	Kent PD	Boy/Girlfriend	33	F	W	36	M	W	Personal Weapons
	Longview PD	Other Family Member	46	M	W	47	M	W	Knife
July	Bellevue PD	Ex-Spouse	26	F	A	34	M	W	Handgun
	Clark SO	Other Family Member	45	M	W	31	M	W	Other Firearm
	Wenatchee PD	Sibling	32	M	W	36	M	W	Shotgun
	Stevens SO	Boy/Girlfriend	50	F	W	52	M	W	Shotgun
	Bremerton PD	Child	1	F	A	27	M	A	Blunt Object
		Child of Boy/Girlfriend				33	F	A	Blunt Object
August	Kent PD	Parent	55	F	W	33	M	W	Unknown
	Spokane Valley PD	Other Family Member	1	F	I	19	M	I	Personal Weapons

2021 Washington Domestic Violence

2021 Domestic Violence Homicides

			Victim			Offender			
August (Con'd)	Kitsap SO	Child	18	M	W	55	F	W	Other
		Child	18	F	W				Other
	Vancouver PD	Ex-Relationship	21	F	B	23	M	B	Other Firearm
	Renton PD	Boy/Girlfriend	27	F	B	38	M	B	Handgun
	Kennewick PD	Parent	68	F	W	43	M	W	Shotgun
		Parent	75	M	W				Shotgun
	Snohomish SO	Otherwise Known	49	M	W	84	M	W	Other Firearm
	Yakima PD	Boy/Girlfriend	51	F	W	50	M	W	Personal Weapons
September	Auburn PD	Sibling	28	M	B	25	M	B	Other Firearm
	King SO	Parent	58	F	W	40	M	W	Unknown
	Richland PD	Child	BB	M	W	28	M	W	Personal Weapons
	Pullman PD	Otherwise Known	23	M	B	23	M	B	Handgun
	Stevens SO	Other Family Member	64	M	W	77	M	W	Handgun
		Spouse				55	F	W	
		Other Family Member				33	M	W	
		Other Family Member				31	M	W	
October	Spokane Valley PD	Boy/Girlfriend	40	F	W	42	M	W	Other Firearm
	Thurston SO	Parent	70	M	W	30	M	W	Knife
		Parent	71	F	W				
	Centralia PD	Boy/Girlfriend	39	M	W	28	M	W	Handgun
November	Tacoma PD	Ex-Relationship	44	F	A	39	M	B	Knife
	Vancouver PD	Spouse	45	F	W	45	M	W	Knife
	Bellingham PD	Parent	64	F	W	35	M	W	Other Firearm
	Washougal PD	Parent	81	F	W	62	M	W	Unknown
December	Spokane PD	Child	1	F	W	31	M	W	Poison
	Clark SO	Friend	34	M	W	32	M	W	Handgun
	Auburn PD	Otherwise Known	41	M	W	29	M	W	Fire/Incendiary Device
	Bothell PD	Spouse	67	F	W	68	M	W	Shotgun

Hate Crime

Collection of Hate Crime offenses is mandated by Washington State statute, RCW 36.28A.030. Hate crimes are not separate, distinct offenses but rather, traditional crimes motivated by the offender's bias. The data are derived from monthly National Incident-Based Reporting System (NIBRS) submissions by Washington State law enforcement agencies.

2021 Washington Hate Crime

Definition: A criminal offense committed against a person or property which is motivated in whole or in part, by the offender's bias against a race/national origin, religion, sexual-orientation, mental/physical/sensory disability, gender or ethnicity.

Hate Crime

Bias Motivated Incidents Reported* **592**
Bias Motivated Offenses Reported **762**
Number of Known Offenders **373**
Number of Unknown Offenders **348**

**There can be up to three motivations per incident*

Hate crime incidents are identified on the subjective motivation of the offender(s). Law enforcement investigations solely determine the sufficient objective facts to lead to a reasonable and prudent conclusion that the offender's actions were motivated by bias against a racial, religious, ethnical/national origin, mental/physical/sensory disability, gender or sexual-orientation group.

Accurate data collection for hate crime depends on proper training of law enforcement to recognize such incidents and the cooperation and desire of law enforcement communities to report these offenses without the influence of special interest groups, media, or politics.

Information derived from the following indicators can establish supportive facts to correctly identify hate bias motivation:

- Bias-related drawings, markings, symbols or graffiti were left at the crime scene.
- Bias-related oral comments, written statements or gestures made by the offender which indicate his/her bias.
- The incident coincided with a holiday relating to or a date of particular significance to, a race, religion, disability, ethnicity, gender or sexual-orientation.
- The offender and the victim were of different race, religion, ethnicity or sexual-orientation.
- Certain objects, items or things which indicate bias were used in the commission of the crime.
- The victim is a member and/or engaged in activities promoting a racial, religious, disability, ethnic or sexual-orientation group.
- Several incidents occurred in the same locality, at or about the same time, and the victims were all the same race, religion, disability, ethnicity or sexual-orientation.

2021 Washington Hate Crime

Reported NIBRS Offenses in Hate Crime Incidents

Intimidation	273
Destruction of Property	164
Simple Assault	146
Aggravated Assault	91
Larceny Offenses	24
Arson	21
Robbery	16
Burglary	13
Viol. of No Contact Orders	4
Fraud Offenses	3
Motor Vehicle Theft	3
Kidnapping	1
Murder	1
Counterfeit/Forgery	1
Extortion/Blackmail	1

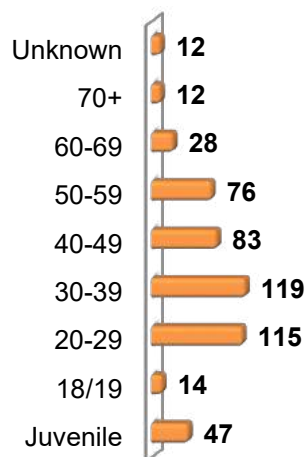
Reported NIBRS Bias Motivations

Race/Ethnicity/Ancestry	556
Sexual Orientation	137
Religion	82
Gender Identity	23
Disability	7
Gender	5

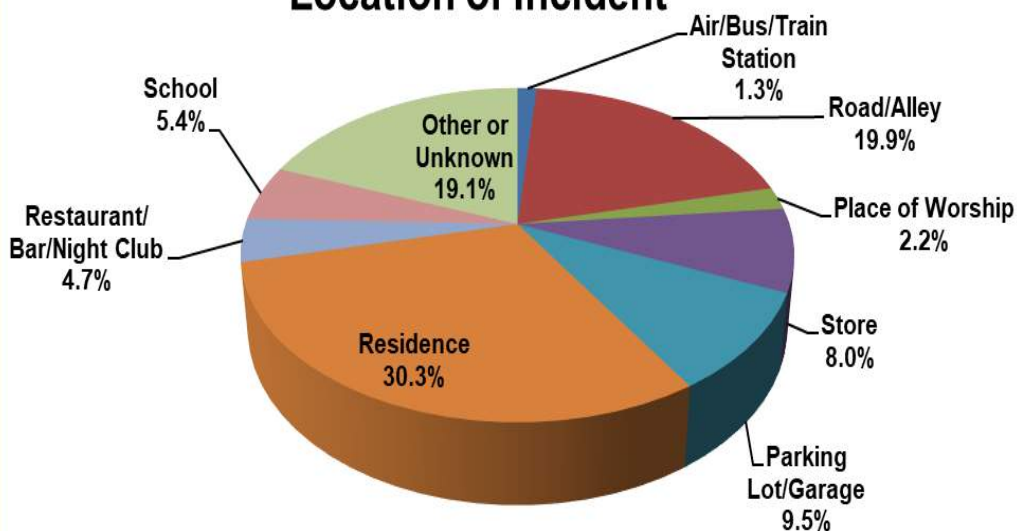
Two-Year Comparison of All NIBRS Data Submitted

	2020	2021	<u>Increase/Decrease</u>
Incidents	468	592	+26.5%
Offenses	565	762	+34.9%
Known Offenders	306	373	+21.9%
Total Victims	570	769	+34.9%

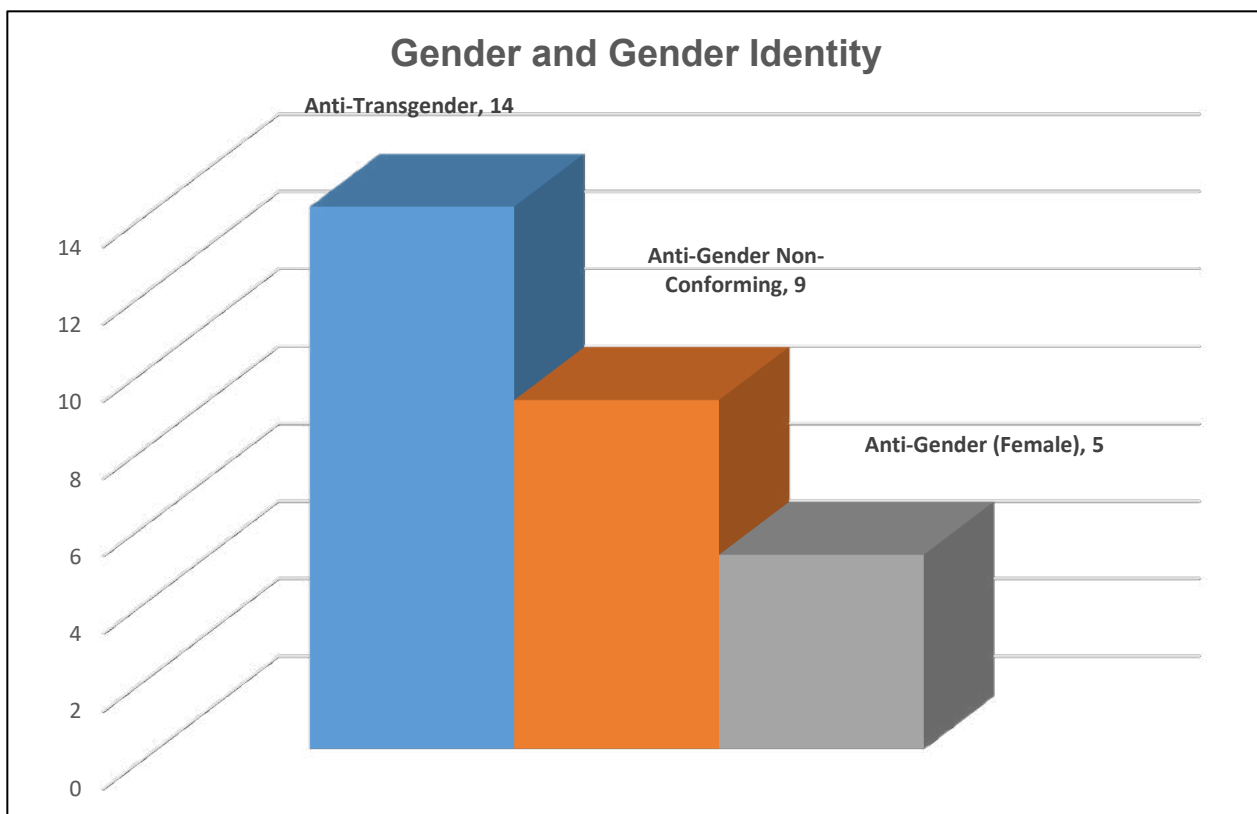
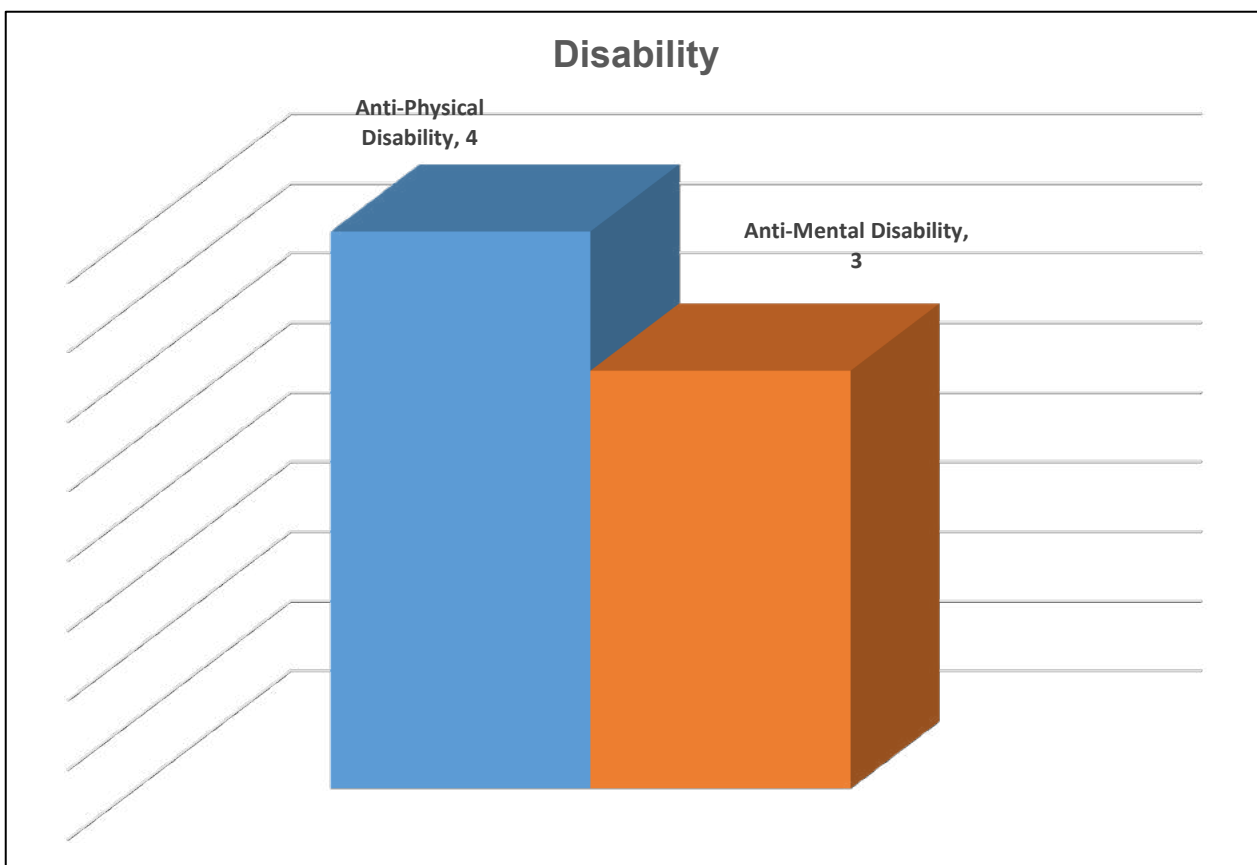
Crimes Against Persons by Victim Age



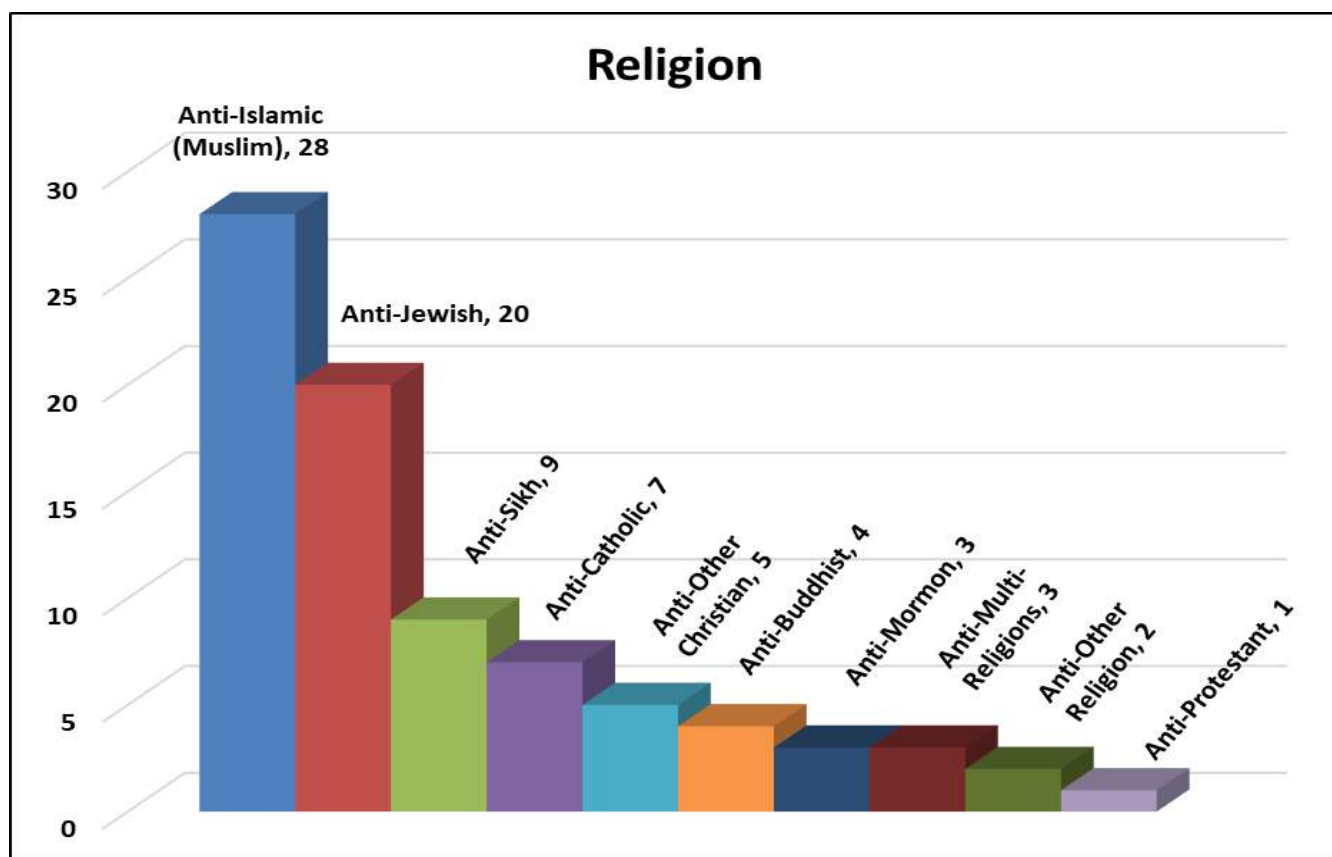
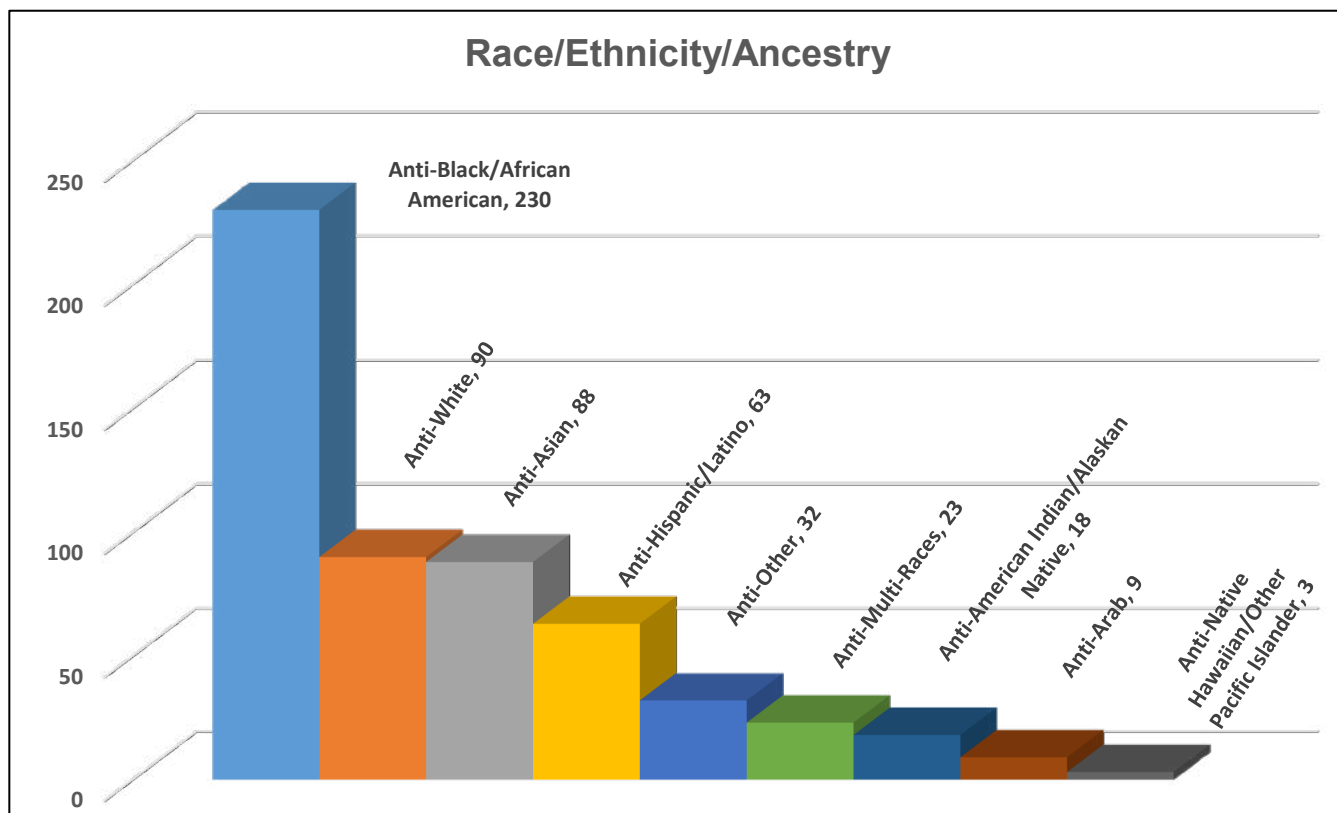
Location of Incident



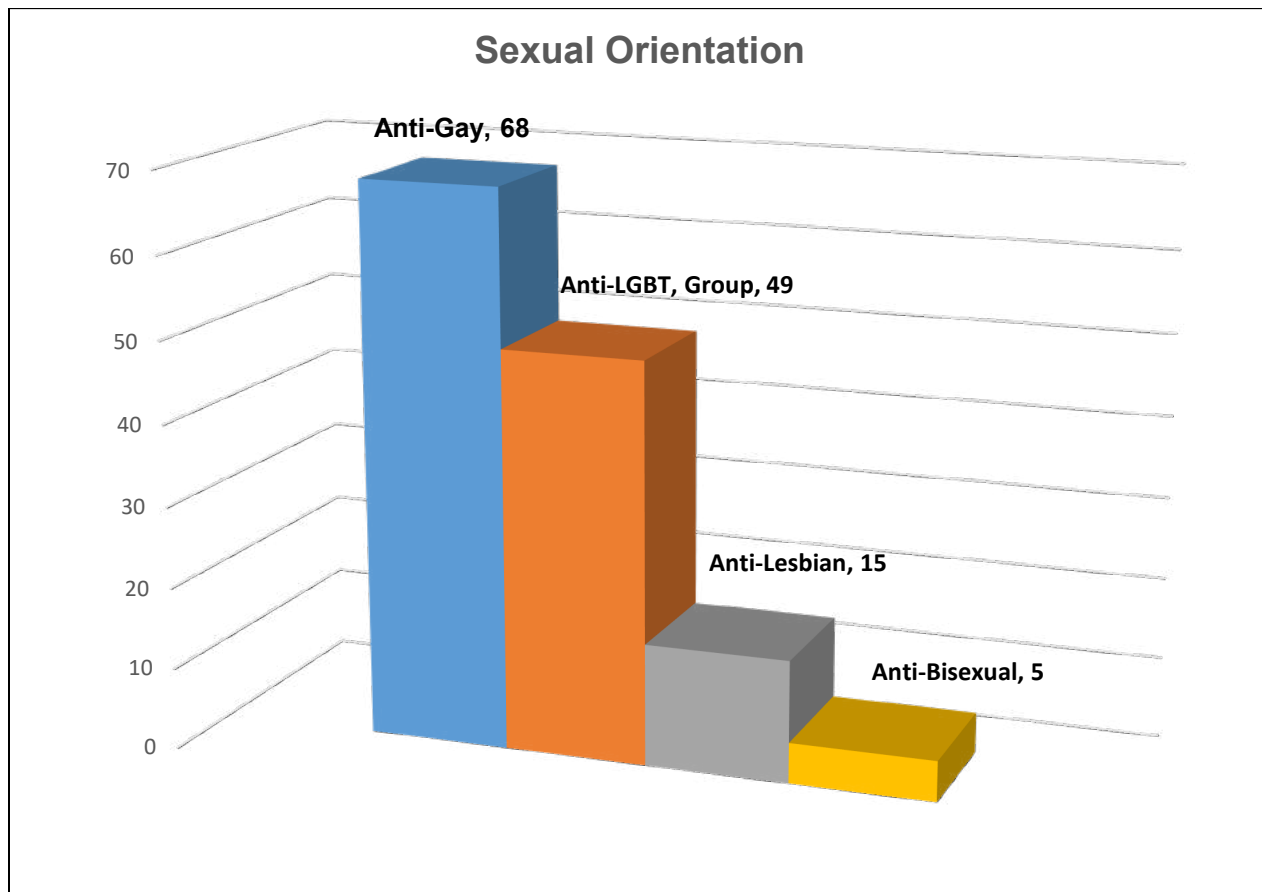
Bias Motivations



Bias Motivations



Bias Motivations



2021 Washington Hate Crime

Bias by Agency (Up to Five Biases Allowed per Incident)

Agency	Type of Bias	Number Bias Reported
Adams SO	Anti-White	1
Richland PD	Anti-Black or African American	1
Port Angeles PD	Anti-Black or African American	1
Sequim PD	Anti-White	1
Clark SO	Anti-Black or African American	3
	Anti-White	1
Camas PD	Anti-Jewish	1
Vancouver PD	Anti-Arab	4
	Anti-Asian	5
	Anti-Bisexual	1
	Anti-Black or African American	41
	Anti-Female	1
	Anti-Gay (Male)	12
	Anti-Hispanic or Latino	13
	Anti-Jewish	1
	Anti-Lesbian (Female)	1
	Anti-Lesbian, Gay, Bisexual, or Transgender (Mixed Group)	5
	Anti-Mental Disability	1
	Anti-Mormon	2
	Anti-Multiple Races, Group	2
	Anti-Native Hawaiian or Other Pacific Islander	1
	Anti-Other Christian	2
	Anti-Other Race/Ethnicity/Ancestry	5
	Anti-Physical Disability	3
	Anti-Transgender	2
	Anti-White	9
Cowlitz SO	Anti-Black or African American	1
Longview PD	Anti-Hispanic or Latino	1
	Anti-White	1
Castle Rock PD	Anti-Hispanic or Latino	1
Pasco PD	Anti-Black or African American	1
Grant SO	Anti-White	1
Moses Lake PD	Anti-Gay (Male)	1
	Anti-Gender Non-Conforming	1
Soap Lake PD	Anti-White	1
Aberdeen PD	Anti-American Indian or Alaska Native	1
	Anti-Black or African American	2
Hoquiam PD	Anti-Buddhist	2
Island SO	Anti-Black or African American	1
	Anti-Hispanic or Latino	1
Oak Harbor PD	Anti-Lesbian (Female)	1
	Anti-Lesbian, Gay, Bisexual, or Transgender (Mixed Group)	1

2021 Washington Hate Crime

Bias by Agency (Up to Five Biases Allowed per Incident)

Agency	Type of Bias	Number Bias Reported
Port Townsend PD	Anti-Black or African American	1
	Anti-Jewish	1
King SO	Anti-Asian	4
	Anti-Black or African American	12
	Anti-Gay (Male)	4
	Anti-Hispanic or Latino	1
	Anti-Jewish	2
	Anti-Lesbian (Female)	2
	Anti-Lesbian, Gay, Bisexual, or Transgender (Mixed Group)	1
	Anti-Mental Disability	1
	Anti-Multiple Races, Group	3
	Anti-Physical Disability	1
	Anti-Other Christian	1
	Anti-Other Race/Ethnicity/Ancestry	1
	Anti-White	8
Auburn PD	Anti-American Indian or Alaska Native	1
	Anti-Asian	1
	Anti-Black or African American	1
	Anti-Hispanic or Latino	1
Bellevue PD	Anti-Asian	2
	Anti-Black or African American	2
	Anti-Gay (Male)	1
	Anti-Hispanic or Latino	1
	Anti-Islamic (Muslim)	1
	Anti-Jewish	3
	Anti-Other Race/Ethnicity/Ancestry	1
Bothell PD	Anti-Black or African American	1
	Anti-Lesbian, Gay, Bisexual, or Transgender (Mixed Group)	1
Issaquah PD	Anti-Black or African American	1
	Anti-Hispanic or Latino	1
	Anti-Jewish	2
	Anti-Multiple Races, Group	1
	Anti-White	1
Kent PD	Anti-Asian	1
	Anti-Black or African American	4
	Anti-Hispanic or Latino	3
	Anti-Lesbian, Gay, Bisexual, or Transgender (Mixed Group)	2
Kirkland PD	Anti-Gay (Male)	1
Mercer Island PD	Anti-Black or African American	1
North Bend PD	Anti-Lesbian (Female)	1
Redmond PD	Anti-Black or African American	1
	Anti-Hispanic or Latino	1
	Anti-Islamic (Muslim)	1

2021 Washington Hate Crime

Bias by Agency (Up to Five Biases Allowed per Incident)

Agency	Type of Bias	Number Bias Reported
Renton PD	Anti-Black or African American	2
	Anti-White	2
Black Diamond PD	Anti-Gay (Male)	1
Des Moines PD	Anti-Gender Non-Conforming	1
	Anti-Hispanic or Latino	1
	Anti-White	1
Tukwila PD	Anti-Asian	1
	Anti-Black or African American	2
	Anti-Buddhist	2
	Anti-Gender Non-Conforming	1
	Anti-Islamic (Muslim)	4
	Anti-White	1
University of WA PD	Anti-Asian	1
	Anti-Black or African American	3
	Anti-Gay (Male)	1
	Anti-Sikh	1
Port of Seattle PD	Anti-Sikh	2
	Anti-White	1
Federal Way PD	Anti-Asian	2
	Anti-Black or African American	1
	Anti-Gay (Male)	3
	Anti-Hispanic or Latino	2
SeaTac PD	Anti-White	1
Woodinville PD	Anti-Black or African American	1
Burien PD	Anti-Asian	3
	Anti-Gay (Male)	1
	Anti-Hispanic or Latino	1
	Anti-Jewish	1
	Anti-Lesbian, Gay, Bisexual, or Transgender (Mixed Group)	2
	Anti-White	2
Shoreline PD	Anti-Asian	2
	Anti-Black or African American	3
	Anti-Hispanic or Latino	2
	Anti-Jewish	1
	Anti-Other Race/Ethnicity/Ancestry	1
Covington PD	Anti-Asian	1
	Anti-Black or African American	3
Kenmore PD	Anti-Gay (Male)	1
Sammamish PD	Anti-Black or African American	1
	Anti-Lesbian, Gay, Bisexual, or Transgender (Mixed Group)	1
	Anti-Transgender	1

2021 Washington Hate Crime

Bias by Agency (Up to Five Biases Allowed per Incident)

Agency	Type of Bias	Number Bias Reported
Seattle PD	Anti-American Indian or Alaska Native	1
	Anti-Arab	3
	Anti-Asian	26
	Anti-Black or African American	64
	Anti-Catholic	7
	Anti-Female	2
	Anti-Gay (Male)	25
	Anti-Hispanic or Latino	10
	Anti-Islamic (Muslim)	5
	Anti-Lesbian (Female)	3
	Anti-Lesbian, Gay, Bisexual, or Transgender (Mixed Group)	6
	Anti-Multiple Races, Group	3
	Anti-Other Christian	2
	Anti-Other Race/Ethnicity/Ancestry	6
	Anti-Other Religion	1
	Anti-Transgender	3
	Anti-White	20
Bremerton PD	Anti-Asian	1
Bainbridge Island PD	Anti-Multiple Races, Group	1
Lewis SO	Anti-Gay (Male)	1
Centralia PD	Anti-Hispanic or Latino	1
Winlock PD	Anti-White	2
Shelton PD	Anti-Gay (Male)	1
	Anti-White	1
Okanogan SO	Anti-Gender Non-Conforming	1
	Anti-Hispanic or Latino	1
	Anti-White	1
Pierce SO	Anti-Black or African American	2
	Anti-Gender Non-Conforming	1
	Anti-Multiple Religions, Group	1
	Anti-White	2
Puyallup PD	Anti-Asian	1
	Anti-Black or African American	2
	Anti-Jewish	1
	Anti-Other Race/Ethnicity/Ancestry	1
Sumner PD	Anti-Hispanic or Latino	1
Tacoma PD	Anti-American Indian or Alaska Native	4
	Anti-Asian	7
	Anti-Black or African American	4
	Anti-Jewish	1
	Anti-Lesbian (Female)	1

2021 Washington Hate Crime

Bias by Agency (Up to Five Biases Allowed per Incident)

Agency	Type of Bias	Number Bias Reported
Tacoma PD (cond.)	Anti-Multiple Races, Group	1
	Anti-Other Race/Ethnicity/Ancestry	4
	Anti-White	3
Fircrest PD	Anti-Black or African American	1
Gig Harbor PD	Anti-Hispanic or Latino	1
	Anti-Islamic (Muslim)	1
Lakewood PD	Anti-American Indian or Alaska Native	1
	Anti-Black or African American	3
	Anti-Gender Non-Conforming	2
University Place PD	Anti-Islamic (Muslim)	1
Skagit SO	Anti-Gender Non-Conforming	1
	Anti-Hispanic or Latino	1
Sedro-Woolley PD	Anti-Sikh	1
Burlington PD	Anti-Gay (Male)	1
	Anti-Islamic (Muslim)	1
Snohomish SO	Anti-American Indian or Alaska Native	6
	Anti-Asian	1
	Anti-Black or African American	1
	Anti-Hispanic or Latino	3
	Anti-Lesbian, Gay, Bisexual, or Transgender (Mixed Group)	1
	Anti-Other Religion	1
Arlington PD	Anti-Islamic (Muslim)	1
Edmonds PD	Anti-Asian	1
	Anti-Gay (Male)	1
	Anti-Other Race/Ethnicity/Ancestry	1
	Anti-White	2
Everett PD	Anti-American Indian or Alaska Native	1
	Anti-Black or African American	7
	Anti-Gay (Male)	1
	Anti-Lesbian, Gay, Bisexual, or Transgender (Mixed Group)	1
	Anti-Multiple Races, Group	2
	Anti-Other Race/Ethnicity/Ancestry	2
	Anti-Sikh	1
	Anti-Transgender	1
Lynnwood PD	Anti-Asian	1
	Anti-Sikh	1
Marysville PD	Anti-Jewish	1
	Anti-Lesbian, Gay, Bisexual, or Transgender (Mixed Group)	2
	Anti-Multiple Races, Group	1
	Anti-Other Race/Ethnicity/Ancestry	1
	Anti-Sikh	1

2021 Washington Hate Crime

Bias by Agency (Up to Five Biases Allowed per Incident)

Agency	Type of Bias	Number Bias Reported
Mountlake Terrance PD	Anti-Black or African American	1
	Anti-White	1
Brier PD	Anti-American Indian or Alaska Native	1
	Anti-Black or African American	1
Monroe PD	Anti-Black or African American	1
	Anti-Gay (Male)	2
	Anti-Multiple Races, Group	1
Mukilteo PD	Anti-Asian	2
	Anti-Black or African American	1
	Anti-Other Race/Ethnicity/Ancestry	1
Lake Stevens PD	Anti-American Indian or Alaska Native	1
Mill Creek PD	Anti-Black or African American	2
Spokane SO	Anti-Black or African American	1
	Anti-Islamic (Muslim)	1
	Anti-Native Hawaiian or Other Pacific Islander	1
Cheney PD	Anti-Black or African American	1
	Anti-Lesbian (Female)	1
Spokane PD	Anti-Arab	1
	Anti-Black or African American	8
	Anti-Hispanic or Latino	2
	Anti-Jewish	1
	Anti-Lesbian, Gay, Bisexual, or Transgender (Mixed Group)	1
	Anti-Mental Disability	1
Liberty Lake PD	Anti-Lesbian, Gay, Bisexual, or Transgender (Mixed Group)	2
	Anti-Transgender	1
Spokane Valley PD	Anti-Lesbian, Gay, Bisexual, or Transgender (Mixed Group)	2
	Anti-Transgender	1
Olympia PD	Anti-Black or African American	2
	Anti-Gay (Male)	1
	Anti-Other Race/Ethnicity/Ancestry	1
	Anti-White	1
WA ST Parks & Rec Comm.	Anti-American Indian or Alaska Native	1
	Anti-Asian	2
	Anti-Black or African American	1
	Anti-Multiple Races, Group	2
	Anti-Multiple Religions, Group	2
	Anti-White	2
Walla Walla PD	Anti-Black or African American	2
	Anti-Lesbian, Gay, Bisexual, or Transgender (Mixed Group)	1
College Place PD	Anti-White	1
Whatcom SO	Anti-Hispanic or Latino	1

2021 Washington Hate Crime

Bias by Agency (Up to Five Biases Allowed per Incident)

Agency	Type of Bias	Number Bias Reported
Bellingham PD	Anti-Asian	3
	Anti-Black or African American	2
	Anti-Gay (Male)	1
	Anti-Lesbian, Gay, Bisexual, or Transgender (Mixed Group)	1
	Anti-Protestant	1
	Anti-White	4
Lynden PD	Anti-Transgender	1
Western WA University PD	Anti-Jewish	1
	Anti-Sikh	1
Pullman PD	Anti-Black or African American	1
	Anti-Female	1
	Anti-White	2
WA State University PD	Anti-Mormon	1
	Anti-Transgender	1
Grandview PD	Anti-Gay (Male)	1
Toppenish PD	Anti-Gay (Male)	1
Yakima PD	Anti-Jewish	1
	Anti-Lesbian, Gay, Bisexual, or Transgender (Mixed Group)	3
	Anti-Multiple Races, Group	1
Chehalis Tribal PD	Anti-Lesbian, Gay, Bisexual, or Transgender (Mixed Group)	1

Law Enforcement Officers Killed or Assaulted

Information in this section is derived from the National Incident-Based Reporting System (NIBRS) submissions by Washington State law enforcement agencies unless otherwise notated.

2021 Washington Law Enforcement Officers Assaulted

Officers Assaulted in 2021

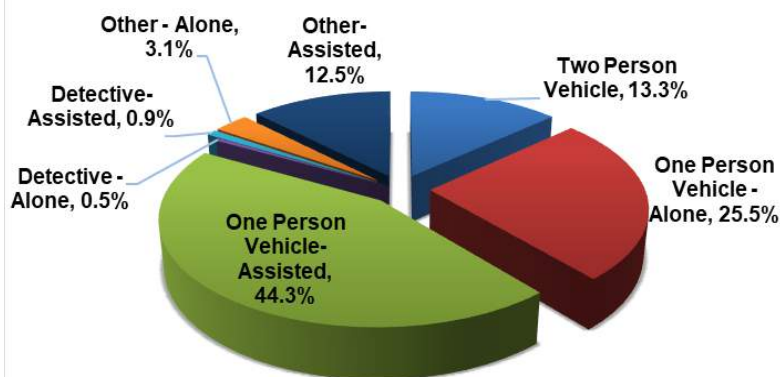
The FBI LEOKA data collection is based on officers who were feloniously or accidentally killed or assaulted while performing their duties. It does not include officers who died from COVID, natural causes (such as heart attack, stroke, aneurism, etc.), a personal situation (such as domestic violence, neighbor conflict, etc.), or suicide.

Officers Assaulted

Assaults Reported **1968**
Change from 2020 **- 3.9%**

During the year of 2021, **one** Washington law enforcement officer was killed in the line of duty.

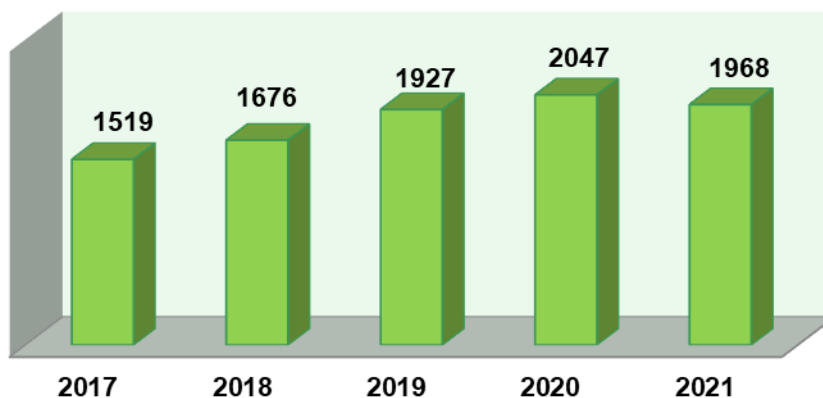
Types of Officer Assignment During Assaults



Percentage of Assaults on Officers By Time of Day

	Distribution
12am – 4am	14.7%
4am – 8am	7.2%
8am – 12pm	13.2%
12pm – 4pm	19.8%
4pm – 8pm	21.1%
8pm – 12am	23.9%

Officers Assaulted Five-Year Trend



2021 Washington Law Enforcement Officers Assaulted

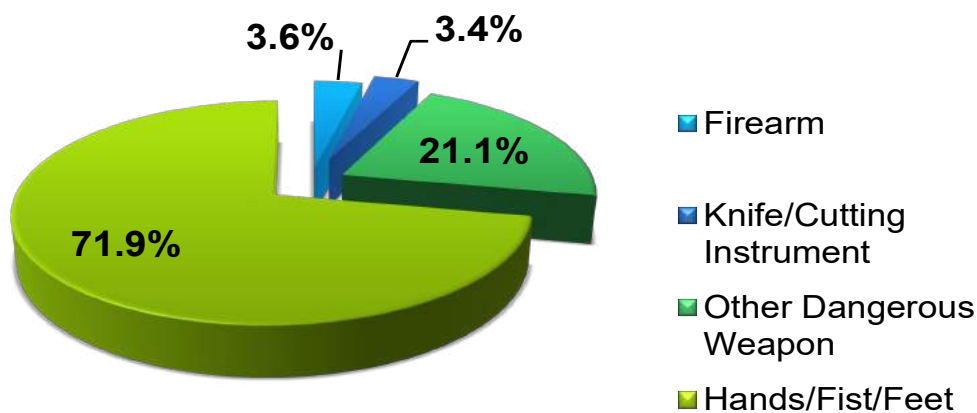
Officer Assaults by Type of Activity and Weapon Used

Type of Activity	Type of Weapon				Total Assaults	With Injury	Without Injury	Assaults Cleared
	Firearm	Knife or Cutting Instrument	Other Dangerous Weapon	Hands, Fist, Feet, etc.				
All Other	3	6	48	122	179	4	213	174
Ambush	9	0	9	4	22	0	21	12
Attempting other arrests	13	10	53	247	323	12	327	319
Burglary in progress	1	5	7	27	40	1	44	42
Civil disorder	0	0	11	21	32	0	38	18
Handling Person with Mental Illness	0	13	30	107	150	7	151	114
Handling Prisoners	0	5	23	160	188	11	210	192
Suspicious Circumstances	6	8	51	88	153	6	160	138
Responding to disturbance	24	12	89	438	563	34	585	553
Robbery in progress	0	0	7	33	40	1	40	35
Traffic pursuit/stop	8	1	50	38	97	3	100	97
Total	64	60	378	1,285	1,787	79	1,889	1,694

Up to three weapons can be reported; there were **49** incidents with more than one weapon.

There were **230** incidents where the Type of Weapon data element was left blank or reported as None/Unknown.

% of Weapons Used in Assaults



Individual Agency National Incident-Based Reporting System (NIBRS)

The following section provides individual law enforcement agencies' offense counts for Crimes Against Persons, Crimes Against Property, and Crimes Against Society.

Populations are based on the Washington State Office of Financial Management "Official November 30, 2021, Population Estimates", except for university, port, tribal, or state law enforcement agencies and non-reporting agencies which show zero populations.

The population data reflect permanent residents only. It does not include transient and visitor populations or residents of the military bases and state or federal hospitals.

Individuals using these tabulations are cautioned against drawing conclusions by making direct comparisons between cities and/or counties due to the existence of numerous factors which affect the amount and type of crime from place to place. It is important to remember that crime is a social problem and therefore, a concern of the entire community. The efforts of law enforcement are limited to factors within its control.

NIBRS Individual Agency Page Table Legend

1	Agency Name	2	Agency County	3	Population:	16,860
				4	Months Reported:	12
5	Offense Overview			6	Arrest Overview	
	Offense Total	1948			Arrest Total	866
	# of Cleared Offer	1037			Adult Arrest Total	783
	Percent Cleared	53.2%			Juvenile Arrest Total	83
7	Group A Offenses	8	9	10		
		Reported 2012	Reported 2013	% of Change	Crime Rate per 1,000	Total Arrests
						DV Offense Totals
					11	12
						13

Comparison of Two-Years of NIBRS Data Submissions

Note: If no NIBRS data was submitted in the prior year, the column will display all zeroes.

1. Contributing agency's name.
2. The county in which contributing agency is located.
3. The estimated population based on the state Office of Financial Management (OFM) annual November forecast.
4. How many months NIBRS data was reported in the current year.
5. An overview of total offenses and clearances* in a current year.
6. An overview of total arrests with sub-totals for adult and juvenile arrests.
7. The list of reportable Group A offenses.
8. The total number of each offense reported in the previous year.
9. The total number of each offense reported in the current year.
10. Percentage of change between current and previous years' offenses. *Note: If last year's total value is zero, then the calculation cannot be done because a number can never be divided by zero. Further, if less than a full year's data is provided in the previous year, there will be no percent of change shown.*
11. Crime rate per 1,000 population for each offense category.
12. Total arrests for the current year; includes adult and juveniles arrested.
13. Total offenses classified with Domestic Violence involvement for the current year.

**Note: A clearance can be by "arrest" or "exceptional means" and could possibly be for an offense in a prior year. The number does not reflect the number of persons arrested in an offense. A clearance does not include a case for which a law enforcement agency could not proceed with an investigation due to an uncooperative or unavailable witness or victim.*

Understanding the Data Displays

Charts and Graphs Legend

Group B Arrest Only Table – The offenses are from arrests only. Adults are 18 years and over; juveniles are 17 years and under; both male and female are included in these numbers.

Domestic Violence Injuries – This chart/graph represents the types of injuries that occurred in Domestic Violence offenses.

Number of Crimes with Weapons Involved – This chart/graph represents the numbers of offenses involving weapons. Some weapons are grouped together; following is the breakdown of groupings:

- ***Firearms*** – Handguns, Rifle, Shotgun, Firearm (type not stated), and other firearms.
- ***Knife/Cutting Instruments*** – A Cutting Instrument could be a broken bottle.
- ***Blunt Objects*** – including Motor Vehicles.
- ***Personal Weapons*** – Hands, Fists, and Feet.
- ***Other*** – Poison, Explosives, Fire/Incendiary Device, Drugs/Narcotics/Sleeping Pills, or Asphyxiation.
- ***None/Unknown***

Drug Offenses by Type – This chart/graph represents the percentage of drug crimes by type. Drug types have been grouped together in the following:

- ***Depressants*** – Includes but not limited to: Valium, Xanax, Librium, and Barbiturates.
- ***Hallucinogens*** – Includes but not limited to: LSD, PCP, Ecstasy, Mescaline, and Psilocybin.
- ***Opiates*** – Includes but not limited to: Morphine, Codeine, Opium, and OxyContin.
- ***Stimulants*** – Includes but not limited to: Cocaine, Amphetamines, and Methamphetamines.
- ***Marijuana*** and its derivatives.
- ***Heroin***

Relationship of Victim to Offender – This represents the relationships within Crimes Against Persons and Robbery offenses. Relationships have been grouped together in the following:

- ***Within Family*** – Spouse, Parent, Sibling, Child, Grandparent, Grandchild, In-Law, Stepparent, Stepchild, Stepsibling, and Other Family member.
- ***Outside Family*** – Acquaintance, Friend, Neighbor, Babysittee (the baby), Boyfriend/Girlfriend, Child of Boyfriend/Girlfriend, Homosexual Relationship, Ex-Spouse, Employee, Employer, and Otherwise Known.
- ***Not Known*** – Relationship Unknown and Stranger.
- ***Other*** – Victim was Offender. The person must be both a victim and an offender within an incident, as in a Mutual Combatant situation.

Property Values – These values describe property loss, recovered, seized, etc. They are reported in all Crimes Against Property, Crimes Against Society, and Kidnapping offenses.

2021 Washington NIBRS Submission Agencies

ADAMS SO

Adams County

Population: 10,410
Months Reported: 12

Offense Overview

Offense Total 677
of Cleared Offense 144
Percent Cleared 21.3%

Group A Arrest Overview

Arrest Total 118
Adult Arrest Total 109
Juvenile Arrest Total 9

Group A Offenses	Reported 2020	Reported 2021	% of Change	Crime Rate per 1,000	Total Arrests	DV Offense Totals
Murder	0	2		0.2	3	2
Manslaughter	0	0		0.0	0	0
Rape	7	3	-57.1%	0.3	0	1
Sodomy	1	1	0.0%	0.1	0	0
Sexual Assault w/Object	0	0		0.0	0	0
Fondling	10	15	50.0%	1.4	0	6
Aggravated Assault	11	19	72.7%	1.8	12	9
Simple Assault	70	88	25.7%	8.5	36	69
Intimidation	16	27	68.8%	2.6	2	5
Kidnapping	1	4	300.0%	0.4	5	2
Incest	0	0		0.0	0	0
Statutory Rape	0	0		0.0	0	0
Human Trafficking Offenses	0	0		0.0	0	0
Violation of No Contact/Protect.	14	22	57.1%	2.1	10	22
Robbery	1	4	300.0%	0.4	1	1
Burglary	48	73	52.1%	7.0	12	1
Larceny-Theft Offenses	52	156	200.0%	15.0	10	5
Motor Vehicle Theft	23	54	134.8%	5.2	9	1
Arson	3	1	-66.7%	0.1	0	0
Destruction of Property	75	125	66.7%	12.0	7	7
Counterfeiting/Forgery	0	2		0.2	1	0
Fraud Offenses	60	44	-26.7%	4.2	0	3
Embezzlement	0	0		0.0	0	0
Extortion/Blackmail	0	4		0.4	0	0
Bribery	0	0		0.0	0	0
Stolen Property Offenses	1	5	400.0%	0.5	2	0
Animal Cruelty	0	0		0.0	0	0
Drug/Narcotic Violations	22	11	-50.0%	1.1	6	0
Drug Equipment Violations	13	9	-30.8%	0.9	0	0
Gambling Offenses	0	0		0.0	0	0
Pornography	0	2		0.2	0	0
Prostitution Offenses	0	0		0.0	0	0
Weapon Law Violations	10	6	-40.0%	0.6	2	0
Grand Total	438	677	54.6%	65.0	118	134

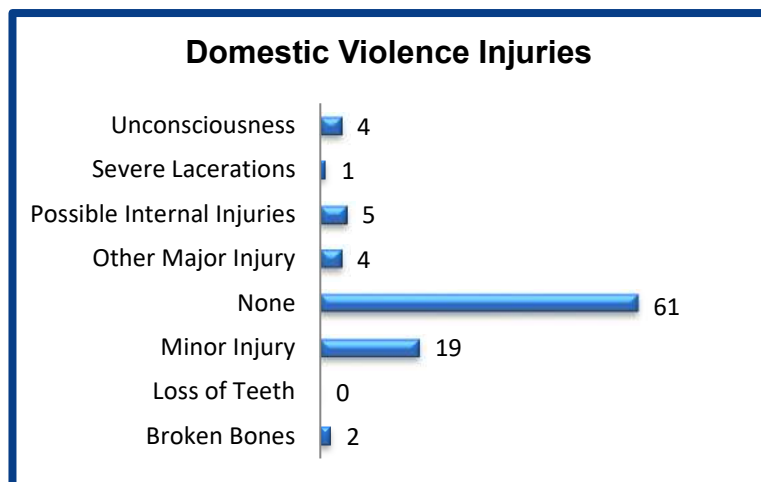
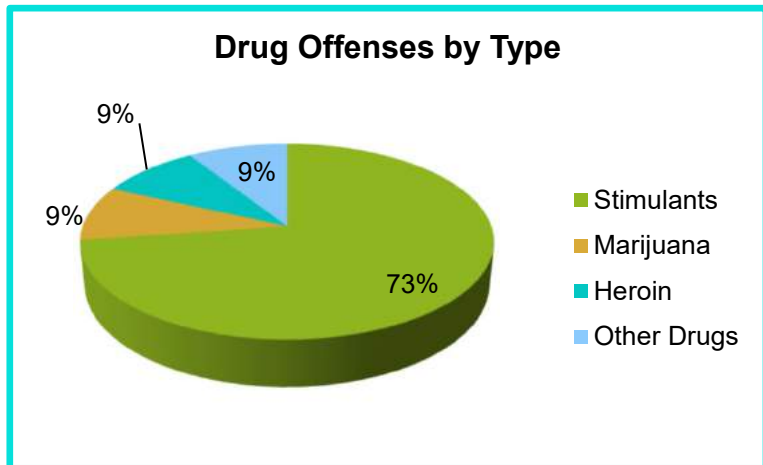
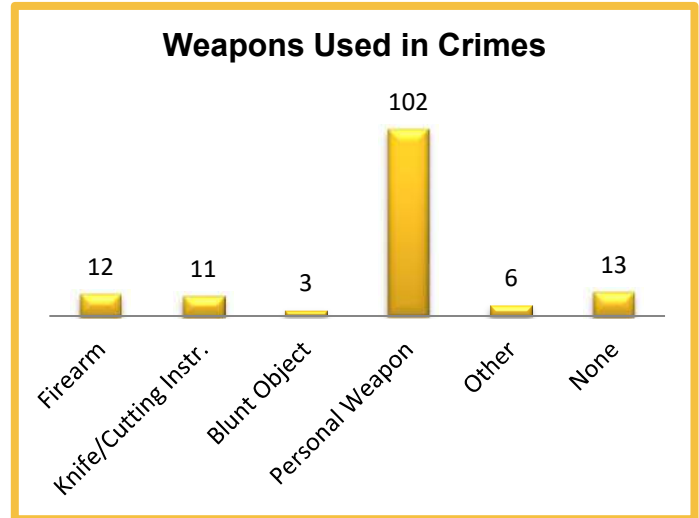
2021 Washington NIBRS Submission Agencies

ADAMS SO

Continued

2021 Group B Arrests

Offense	Adult	Juvenile
Bad Checks	0	0
Curfew/Vagrancy	0	0
Disorderly Conduct	2	0
Drunkenness	0	0
DUI	28	0
Family Offenses	0	0
Liquor Law Violations	3	0
Peeping Tom	0	0
Trespass	9	0
All Other Offenses	4	0
Total	46	0



2021 Property Values by Type

Type	Value
Seized	\$581
Burned	\$24,000
Counterfeited/Forged	\$0
Destroyed/Damaged	\$170,538
Recovered	\$460,532
Stolen	\$1,126,424
Total	\$1,782,075

2021 Washington NIBRS Submission Agencies

OTHELLO PD

Adams County

Population: 8,715
Months Reported: 12

Offense Overview

Offense Total 639
of Cleared Offense 159
Percent Cleared 24.9%

Group A Arrest Overview

Arrest Total 150
Adult Arrest Total 112
Juvenile Arrest Total 38

Group A Offenses	Reported 2020	Reported 2021	% of Change	Crime Rate per 1,000	Total Arrests	DV Offense Totals
Murder	0	1		0.1	0	0
Manslaughter	0	0		0.0	1	0
Rape	2	2	0.0%	0.2	6	0
Sodomy	0	0		0.0	0	0
Sexual Assault w/Object	0	0		0.0	0	0
Fondling	2	10	400.0%	1.1	1	3
Aggravated Assault	13	4	-69.2%	0.5	11	0
Simple Assault	50	82	64.0%	9.4	58	44
Intimidation	6	14	133.3%	1.6	3	1
Kidnapping	0	1		0.1	1	0
Incest	0	0		0.0	0	0
Statutory Rape	0	2		0.2	0	1
Human Trafficking Offenses	0	0		0.0	0	0
Violation of No Contact/Protect.	19	18	-5.3%	2.1	2	11
Robbery	2	2	0.0%	0.2	2	0
Burglary	29	20	-31.0%	2.3	4	0
Larceny-Theft Offenses	97	75	-22.7%	8.6	18	1
Motor Vehicle Theft	25	16	-36.0%	1.8	4	0
Arson	0	0		0.0	0	0
Destruction of Property	207	337	62.8%	38.7	22	8
Counterfeiting/Forgery	4	4	0.0%	0.5	0	0
Fraud Offenses	12	14	16.7%	1.6	1	0
Embezzlement	0	0		0.0	0	0
Extortion/Blackmail	0	0		0.0	0	0
Bribery	0	0		0.0	0	0
Stolen Property Offenses	1	0	-100.0%	0.0	0	0
Animal Cruelty	0	0		0.0	0	0
Drug/Narcotic Violations	35	24	-31.4%	2.8	9	0
Drug Equipment Violations	5	0	-100.0%	0.0	0	0
Gambling Offenses	0	0		0.0	0	0
Pornography	0	1		0.1	0	0
Prostitution Offenses	0	3		0.3	2	0
Weapon Law Violations	8	9	12.5%	1.0	5	0
Grand Total	517	639	23.6%	73.3	150	69

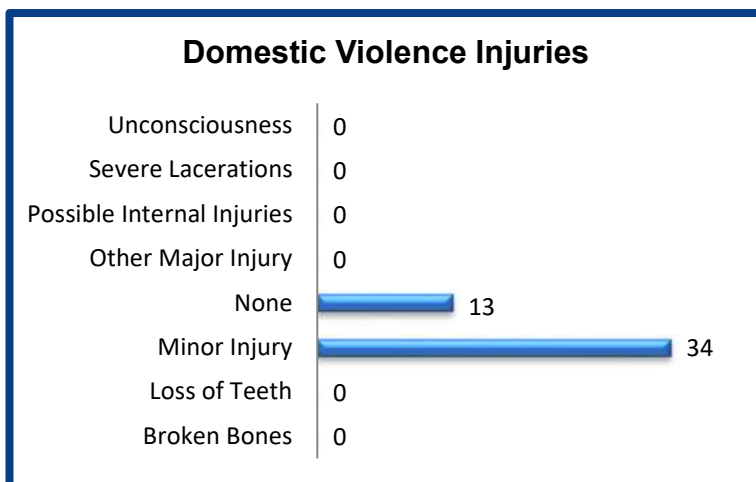
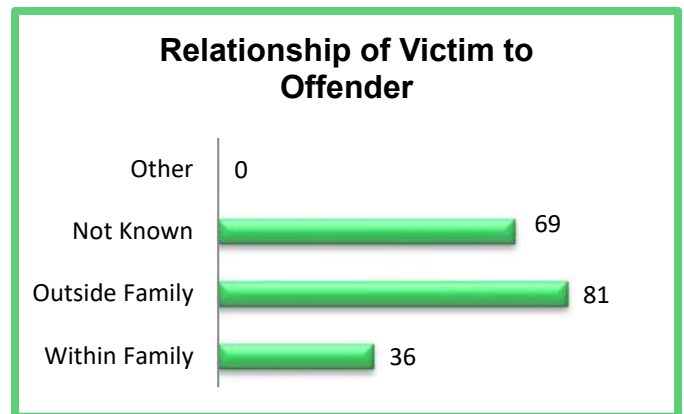
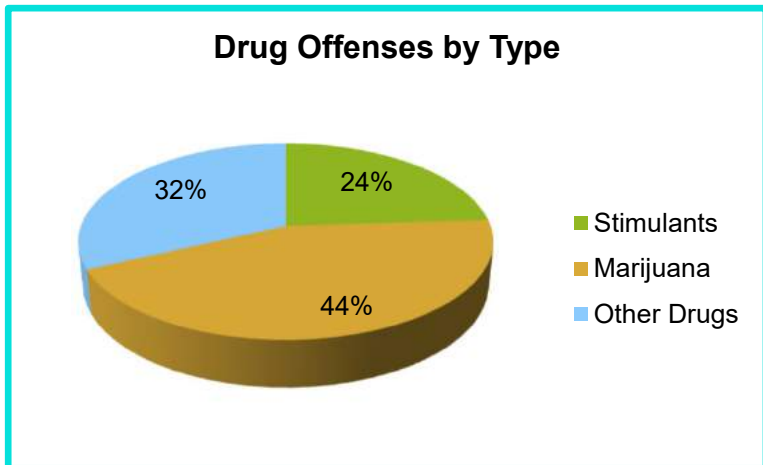
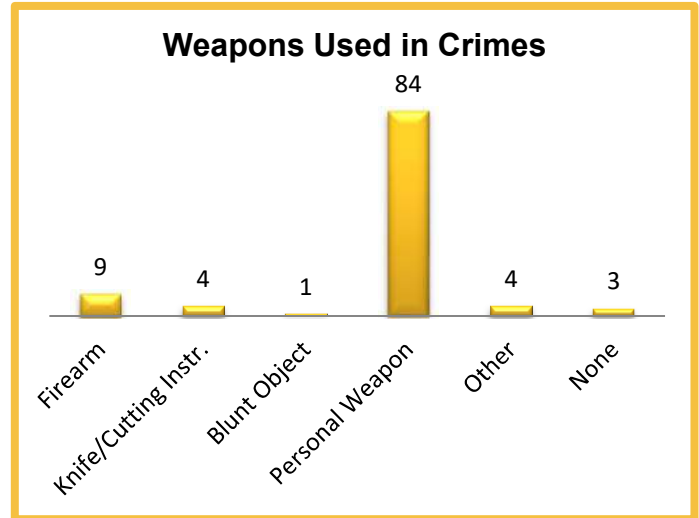
2021 Washington NIBRS Submission Agencies

OTHELLO PD

Continued

2021 Group B Arrests

Offense	Adult	Juvenile
Bad Checks	0	0
Curfew/Vagrancy	0	0
Disorderly Conduct	2	3
Drunkenness	0	0
DUI	35	1
Family Offenses	0	0
Liquor Law Violations	5	0
Peeping Tom	0	0
Trespass	8	1
All Other Offenses	9	0
Total	59	5



2021 Property Values by Type

Type	Value
Seized	\$110
Burned	\$0
Counterfeited/Forged	\$200
Destroyed/Damaged	\$51,871
Recovered	\$88,215
Stolen	\$188,226
Total	\$328,622

2021 Washington NIBRS Submission Agencies

RITZVILLE PD

Adams County

Population: 1,675
Months Reported: 12

Offense Overview

Offense Total 153
of Cleared Offense 15
Percent Cleared 9.8%

Group A Arrest Overview

Arrest Total 10
Adult Arrest Total 10
Juvenile Arrest Total 0

Group A Offenses	Reported 2020	Reported 2021	% of Change	Crime Rate per 1,000	Total Arrests	DV Offense Totals
Murder	1	0	-100.0%	0.0	0	0
Manslaughter	0	0		0.0	0	0
Rape	0	0		0.0	0	0
Sodomy	0	0		0.0	0	0
Sexual Assault w/Object	0	0		0.0	0	0
Fondling	2	2	0.0%	1.2	0	1
Aggravated Assault	1	0	-100.0%	0.0	0	0
Simple Assault	19	6	-68.4%	3.6	3	0
Intimidation	7	4	-42.9%	2.4	0	0
Kidnapping	0	0		0.0	0	0
Incest	0	0		0.0	0	0
Statutory Rape	0	0		0.0	0	0
Human Trafficking Offenses	0	0		0.0	0	0
Violation of No Contact/Protect.	2	5	150.0%	3.0	0	4
Robbery	0	0		0.0	0	0
Burglary	18	31	72.2%	18.5	0	0
Larceny-Theft Offenses	50	43	-14.0%	25.7	1	0
Motor Vehicle Theft	2	4	100.0%	2.4	0	0
Arson	0	0		0.0	0	0
Destruction of Property	14	17	21.4%	10.1	3	1
Counterfeiting/Forgery	0	6		3.6	2	0
Fraud Offenses	19	27	42.1%	16.1	0	0
Embezzlement	0	1		0.6	0	0
Extortion/Blackmail	0	0		0.0	0	0
Bribery	0	0		0.0	0	0
Stolen Property Offenses	1	2	100.0%	1.2	1	0
Animal Cruelty	0	0		0.0	0	0
Drug/Narcotic Violations	1	3	200.0%	1.8	0	0
Drug Equipment Violations	0	0		0.0	0	0
Gambling Offenses	0	0		0.0	0	0
Pornography	0	0		0.0	0	0
Prostitution Offenses	0	0		0.0	0	0
Weapon Law Violations	0	2		1.2	0	0
Grand Total	137	153	11.7%	91.3	10	6

2021 Washington NIBRS Submission Agencies

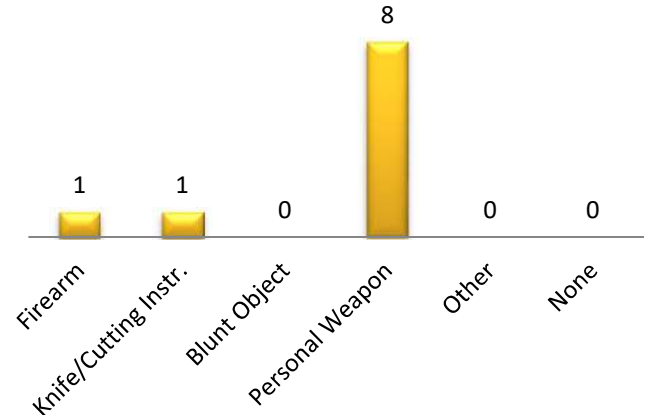
RITZVILLE PD

Continued

2021 Group B Arrests

Offense	Adult	Juvenile
Bad Checks	0	0
Curfew/Vagrancy	0	0
Disorderly Conduct	0	0
Drunkenness	0	0
DUI	0	0
Family Offenses	0	0
Liquor Law Violations	0	0
Peeping Tom	0	0
Trespass	3	0
All Other Offenses	4	0
Total	7	0

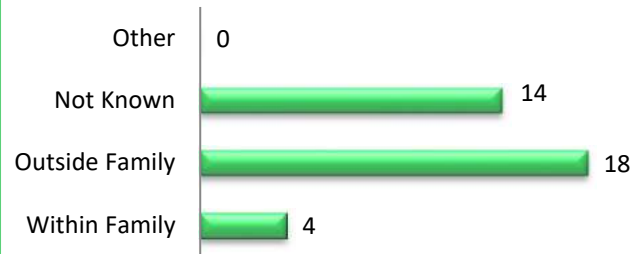
Weapons Used in Crimes



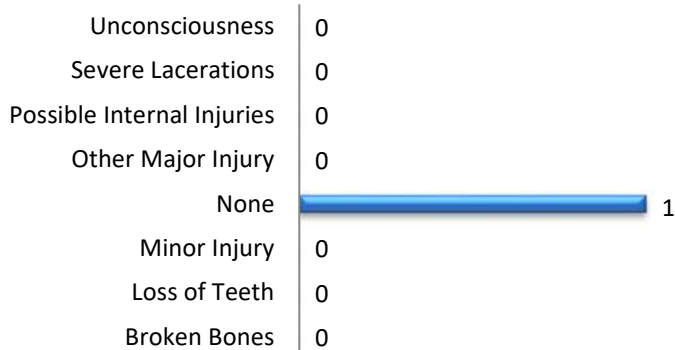
Drug Offenses by Type

**No Drug Offenses by Type
Reported**

Relationship of Victim to Offender



Domestic Violence Injuries



2021 Property Values by Type

Type	Value
Seized	\$0
Burned	\$0
Counterfeited/Forged	\$15,701
Destroyed/Damaged	\$5,100
Recovered	\$2,850
Stolen	\$352,801
Total	\$376,452

2021 Washington NIBRS Submission Agencies

ASOTIN SO

Asotin County

Population: 14,395
Months Reported: 12

Offense Overview

Offense Total 420
of Cleared Offense 84
Percent Cleared 20.0%

Group A Arrest Overview

Arrest Total 66
Adult Arrest Total 64
Juvenile Arrest Total 2

Group A Offenses	Reported 2020	Reported 2021	% of Change	Crime Rate per 1,000	Total Arrests	DV Offense Totals
Murder	0	0		0.0	0	0
Manslaughter	0	0		0.0	0	0
Rape	5	4	-20.0%	0.3	0	0
Sodomy	0	0		0.0	0	0
Sexual Assault w/Object	0	0		0.0	0	0
Fondling	2	5	150.0%	0.3	0	0
Aggravated Assault	16	12	-25.0%	0.8	6	6
Simple Assault	85	79	-7.1%	5.5	32	50
Intimidation	0	0		0.0	0	0
Kidnapping	0	0		0.0	0	0
Incest	0	0		0.0	0	0
Statutory Rape	0	0		0.0	0	0
Human Trafficking Offenses	0	0		0.0	0	0
Violation of No Contact/Protect.	34	39	14.7%	2.7	3	22
Robbery	1	1	0.0%	0.1	0	0
Burglary	58	34	-41.4%	2.4	3	2
Larceny-Theft Offenses	90	85	-5.6%	5.9	2	2
Motor Vehicle Theft	10	21	110.0%	1.5	1	1
Arson	0	0		0.0	0	0
Destruction of Property	57	88	54.4%	6.1	6	19
Counterfeiting/Forgery	1	0	-100.0%	0.0	0	0
Fraud Offenses	15	20	33.3%	1.4	0	0
Embezzlement	1	0	-100.0%	0.0	0	0
Extortion/Blackmail	0	0		0.0	0	0
Bribery	0	0		0.0	0	0
Stolen Property Offenses	0	0		0.0	0	0
Animal Cruelty	0	0		0.0	0	0
Drug/Narcotic Violations	17	13	-23.5%	0.9	5	0
Drug Equipment Violations	14	9	-35.7%	0.6	5	0
Gambling Offenses	0	0		0.0	0	0
Pornography	1	0	-100.0%	0.0	0	0
Prostitution Offenses	0	0		0.0	0	0
Weapon Law Violations	8	10	25.0%	0.7	3	0
Grand Total	415	420	1.2%	29.2	66	102

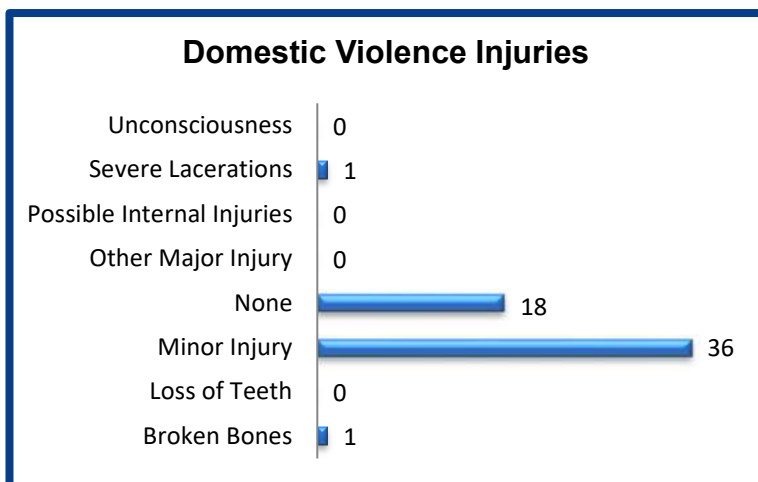
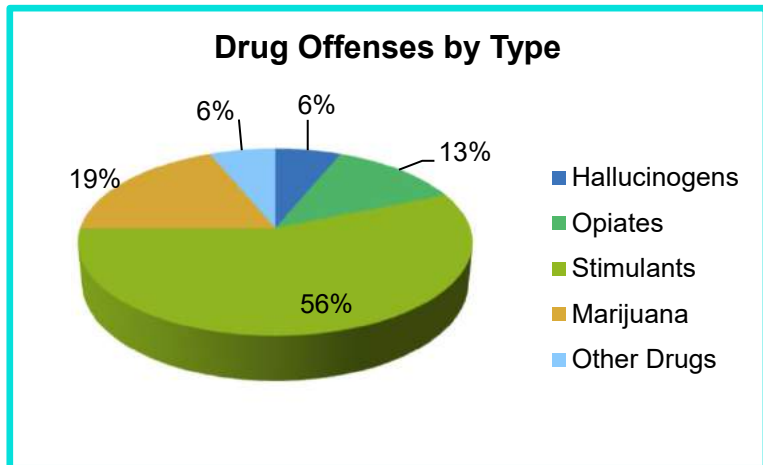
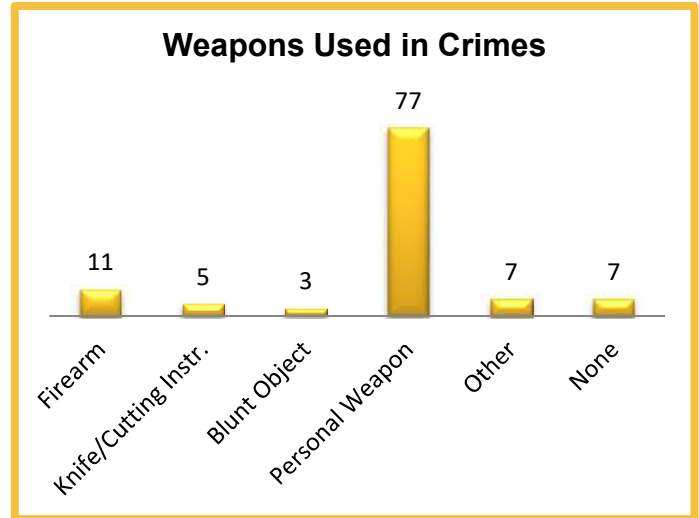
2021 Washington NIBRS Submission Agencies

ASOTIN SO

Continued

2021 Group B Arrests

Offense	Adult	Juvenile
Bad Checks	0	0
Curfew/Vagrancy	0	0
Disorderly Conduct	7	0
Drunkenness	0	0
DUI	44	0
Family Offenses	0	0
Liquor Law Violations	0	0
Peeping Tom	0	0
Trespass	2	0
All Other Offenses	188	0
Total	241	0



2021 Property Values by Type

Type	Value
Seized	\$0
Burned	\$0
Counterfeited/Forged	\$0
Destroyed/Damaged	\$70,176
Recovered	\$115,130
Stolen	\$810,521
Total	\$995,827

2021 Washington NIBRS Submission Agencies

ASOTIN PD

Asotin County

Population: 1,305
Months Reported: 2

Offense Overview

Offense Total 8
of Cleared Offense 1
Percent Cleared 12.5%

Group A Arrest Overview

Arrest Total 1
Adult Arrest Total 1
Juvenile Arrest Total 0

Group A Offenses	Reported 2020	Reported 2021	% of Change*	Crime Rate per 1,000	Total Arrests	DV Offense Totals
Murder	0	0		0.0	0	0
Manslaughter	0	0		0.0	0	0
Rape	0	0		0.0	0	0
Sodomy	0	0		0.0	0	0
Sexual Assault w/Object	0	0		0.0	0	0
Fondling	0	0		0.0	0	0
Aggravated Assault	0	0		0.0	0	0
Simple Assault	10	1		0.8	0	1
Intimidation	1	0		0.0	0	0
Kidnapping	0	0		0.0	0	0
Incest	0	0		0.0	0	0
Statutory Rape	0	0		0.0	0	0
Human Trafficking Offenses	0	0		0.0	0	0
Violation of No Contact/Protect.	2	1		0.8	0	1
Robbery	0	0		0.0	0	0
Burglary	1	0		0.0	0	0
Larceny-Theft Offenses	10	2		1.5	0	1
Motor Vehicle Theft	0	0		0.0	0	0
Arson	0	0		0.0	0	0
Destruction of Property	6	2		1.5	0	1
Counterfeiting/Forgery	0	0		0.0	0	0
Fraud Offenses	0	1		0.8	0	1
Embezzlement	0	0		0.0	0	0
Extortion/Blackmail	0	0		0.0	0	0
Bribery	0	0		0.0	0	0
Stolen Property Offenses	0	0		0.0	0	0
Animal Cruelty	0	0		0.0	0	0
Drug/Narcotic Violations	1	0		0.0	0	0
Drug Equipment Violations	0	0		0.0	0	0
Gambling Offenses	0	0		0.0	0	0
Pornography	0	0		0.0	0	0
Prostitution Offenses	0	0		0.0	0	0
Weapon Law Violations	0	1		0.8	1	0
Grand Total	31	8		6.1	1	5

* Please see #10 in the NIBRS Individual Agency Page Table Legend on page 88

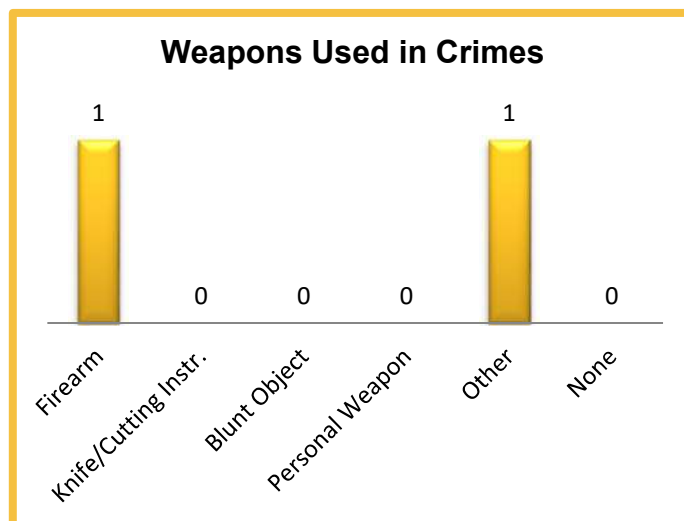
2021 Washington NIBRS Submission Agencies

ASOTIN PD

Continued

2021 Group B Arrests

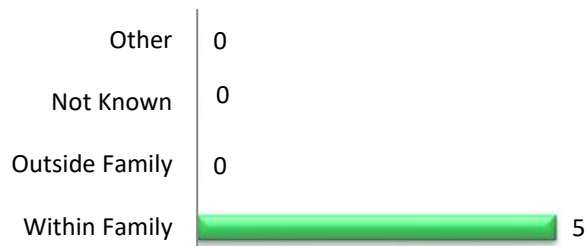
Offense	Adult	Juvenile
Bad Checks	0	0
Curfew/Vagrancy	0	0
Disorderly Conduct	1	0
Drunkenness	0	0
DUI	0	0
Family Offenses	0	0
Liquor Law Violations	0	0
Peeping Tom	0	0
Trespass	0	0
All Other Offenses	6	0
Total	7	0



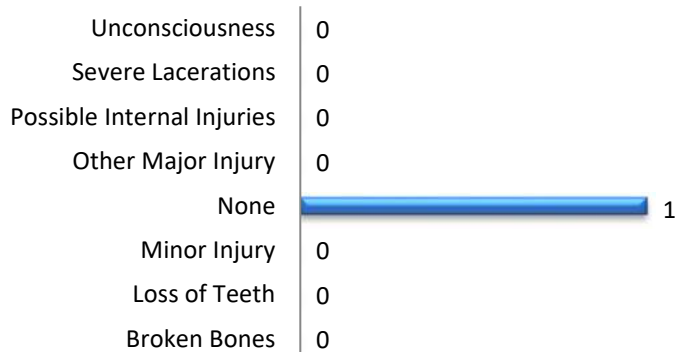
Drug Offenses by Type

No Drug Offenses by Type Reported

Relationship of Victim to Offender



Domestic Violence Injuries



2021 Property Values by Type

Type	Value
Seized	\$0
Burned	\$0
Counterfeited/Forged	\$0
Destroyed/Damaged	\$1,545
Recovered	\$0
Stolen	\$2,166
Total	\$3,711

2021 Washington NIBRS Submission Agencies

CLARKSTON PD

Asotin County

Population: 7,300
Months Reported: 12

Offense Overview

Offense Total 688
of Cleared Offense 182
Percent Cleared 26.5%

Group A Arrest Overview

Arrest Total 147
Adult Arrest Total 147
Juvenile Arrest Total 0

Group A Offenses	Reported 2020	Reported 2021	% of Change*	Crime Rate per 1,000	Total Arrests	DV Offense Totals
Murder	0	1		0.1	1	1
Manslaughter	0	0		0.0	0	0
Rape	1	6		0.8	0	1
Sodomy	1	0		0.0	0	0
Sexual Assault w/Object	1	0		0.0	0	0
Fondling	3	4		0.5	0	1
Aggravated Assault	10	9		1.2	0	3
Simple Assault	61	104		14.2	55	72
Intimidation	0	0		0.0	2	0
Kidnapping	0	1		0.1	0	1
Incest	0	0		0.0	0	0
Statutory Rape	0	0		0.0	0	0
Human Trafficking Offenses	0	0		0.0	0	0
Violation of No Contact/Protect.	23	40		5.5	0	38
Robbery	1	6		0.8	4	1
Burglary	33	49		6.7	9	7
Larceny-Theft Offenses	160	233		31.9	55	3
Motor Vehicle Theft	12	15		2.1	2	1
Arson	0	9		1.2	1	1
Destruction of Property	87	153		21.0	11	24
Counterfeiting/Forgery	2	6		0.8	0	0
Fraud Offenses	13	24		3.3	0	0
Embezzlement	0	0		0.0	0	0
Extortion/Blackmail	1	0		0.0	0	0
Bribery	0	0		0.0	0	0
Stolen Property Offenses	1	1		0.1	1	0
Animal Cruelty	0	0		0.0	0	0
Drug/Narcotic Violations	13	10		1.4	0	0
Drug Equipment Violations	5	2		0.3	0	0
Gambling Offenses	0	0		0.0	0	0
Pornography	1	2		0.3	1	0
Prostitution Offenses	0	0		0.0	0	0
Weapon Law Violations	11	13		1.8	5	0
Grand Total	440	688		94.2	147	154

* Please see #10 in the NIBRS Individual Agency Page Table Legend on page 88

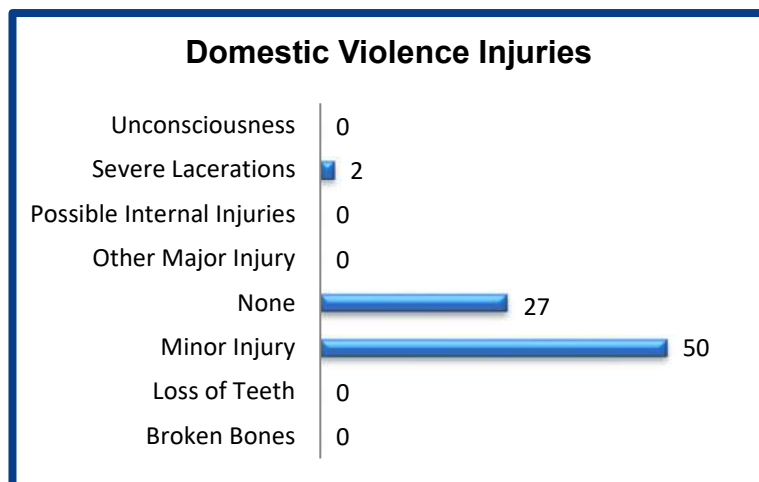
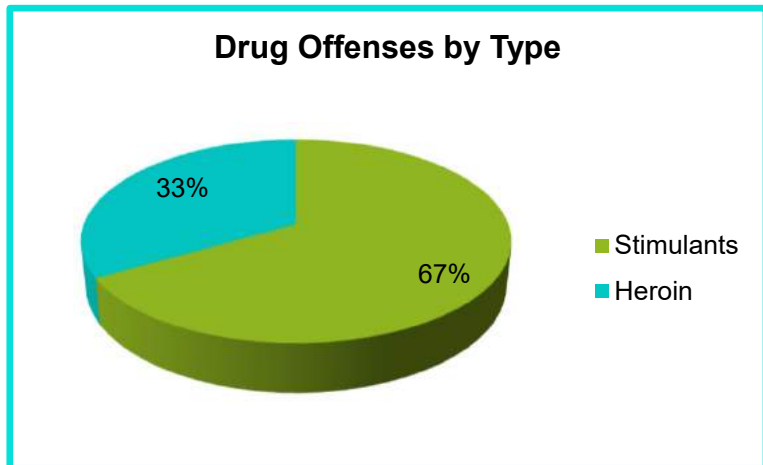
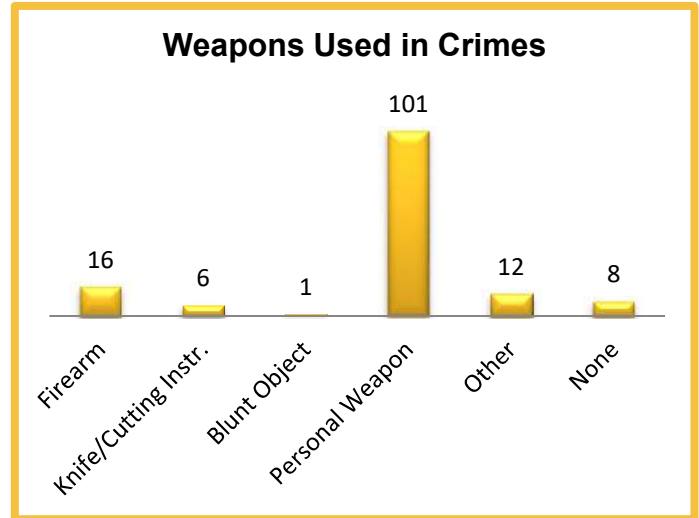
2021 Washington NIBRS Submission Agencies

CLARKSTON PD

Continued

2021 Group B Arrests

Offense	Adult	Juvenile
Bad Checks	0	0
Curfew/Vagrancy	0	0
Disorderly Conduct	21	0
Drunkenness	0	0
DUI	27	0
Family Offenses	2	0
Liquor Law Violations	13	0
Peeping Tom	0	0
Trespass	47	0
All Other Offenses	180	0
Total	290	0



2021 Property Values by Type

Type	Value
Seized	\$2
Burned	\$46,314
Counterfeited/Forged	\$411
Destroyed/Damaged	\$85,448
Recovered	\$80,806
Stolen	\$231,247
Total	\$444,228

2021 Washington NIBRS Submission Agencies

BENTON SO

Benton County

Population: 40,770
Months Reported: 12

Offense Overview

Offense Total 1,517
of Cleared Offense 458
Percent Cleared 30.2%

Group A Arrest Overview

Arrest Total 276
Adult Arrest Total 240
Juvenile Arrest Total 36

Group A Offenses	Reported 2020	Reported 2021	% of Change	Crime Rate per 1,000	Total Arrests	DV Offense Totals
Murder	1	2	100.0%	0.0	0	0
Manslaughter	0	0		0.0	0	0
Rape	11	10	-9.1%	0.2	1	1
Sodomy	0	1		0.0	0	1
Sexual Assault w/Object	0	0		0.0	0	0
Fondling	29	32	10.3%	0.8	4	11
Aggravated Assault	92	66	-28.3%	1.6	25	18
Simple Assault	343	270	-21.3%	6.6	119	148
Intimidation	56	41	-26.8%	1.0	7	7
Kidnapping	14	8	-42.9%	0.2	3	6
Incest	0	1		0.0	0	0
Statutory Rape	0	2		0.0	3	0
Human Trafficking Offenses	0	0		0.0	0	0
Violation of No Contact/Protect.	139	108	-22.3%	2.6	24	37
Robbery	5	4	-20.0%	0.1	1	1
Burglary	201	101	-49.8%	2.5	19	6
Larceny-Theft Offenses	470	352	-25.1%	8.6	19	3
Motor Vehicle Theft	69	74	7.2%	1.8	1	1
Arson	4	6	50.0%	0.1	1	0
Destruction of Property	272	244	-10.3%	6.0	20	39
Counterfeiting/Forgery	14	3	-78.6%	0.1	0	0
Fraud Offenses	127	78	-38.6%	1.9	4	1
Embezzlement	0	0		0.0	0	0
Extortion/Blackmail	7	1	-85.7%	0.0	0	0
Bribery	1	0	-100.0%	0.0	0	0
Stolen Property Offenses	43	26	-39.5%	0.6	13	0
Animal Cruelty	9	5	-44.4%	0.1	1	0
Drug/Narcotic Violations	101	45	-55.4%	1.1	8	0
Drug Equipment Violations	21	10	-52.4%	0.2	0	0
Gambling Offenses	0	0		0.0	0	0
Pornography	9	6	-33.3%	0.1	0	0
Prostitution Offenses	1	0	-100.0%	0.0	0	0
Weapon Law Violations	27	21	-22.2%	0.5	3	0
Grand Total	2,066	1,517	-26.6%	37.2	276	280

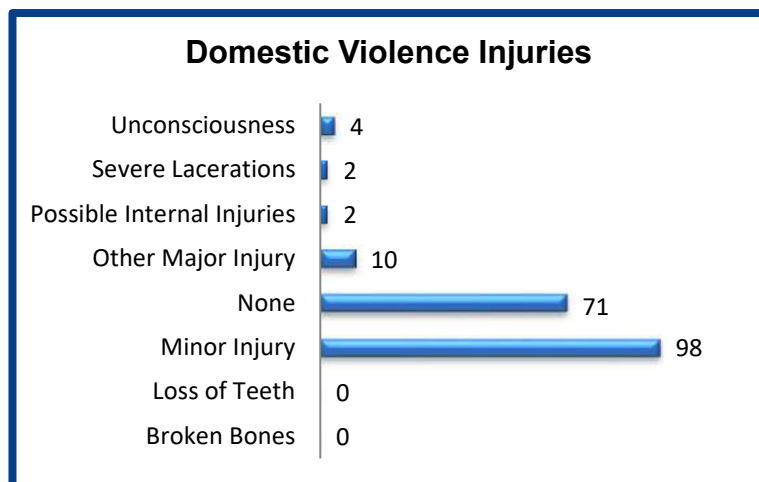
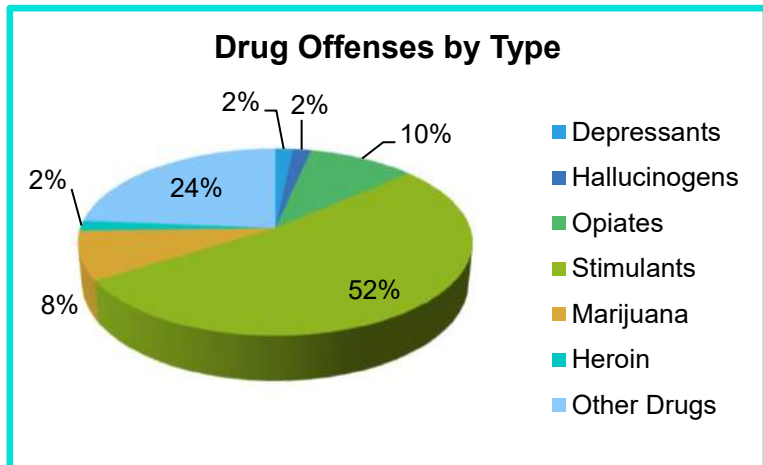
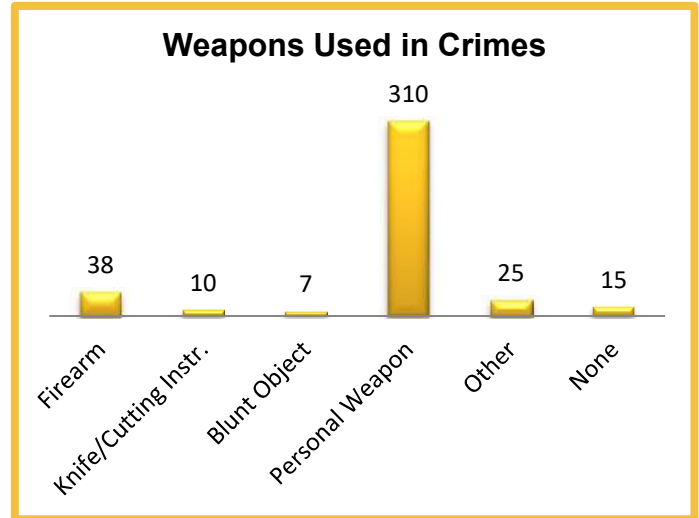
2021 Washington NIBRS Submission Agencies

BENTON SO

Continued

2021 Group B Arrests

Offense	Adult	Juvenile
Bad Checks	0	0
Curfew/Vagrancy	0	0
Disorderly Conduct	1	1
Drunkenness	0	0
DUI	68	0
Family Offenses	0	0
Liquor Law Violations	0	0
Peeping Tom	0	0
Trespass	8	0
All Other Offenses	25	3
Total	102	4



2021 Property Values by Type

Type	Value
Seized	\$0
Burned	\$20,016
Counterfeited/Forged	\$1,915
Destroyed/Damaged	\$393,870
Recovered	\$391,870
Stolen	\$2,488,385
Total	\$3,296,056

2021 Washington NIBRS Submission Agencies

KENNEWICK PD

Benton County

Population: 85,940
Months Reported: 12

Offense Overview

Offense Total 6,684
of Cleared Offense 1,716
Percent Cleared 25.7%

Group A Arrest Overview

Arrest Total 1,299
Adult Arrest Total 1,114
Juvenile Arrest Total 185

Group A Offenses	Reported 2020	Reported 2021	% of Change	Crime Rate per 1,000	Total Arrests	DV Offense Totals
Murder	1	6	500.0%	0.1	1	2
Manslaughter	0	0		0.0	1	0
Rape	38	37	-2.6%	0.4	2	7
Sodomy	4	11	175.0%	0.1	0	2
Sexual Assault w/Object	0	2		0.0	0	0
Fondling	95	102	7.4%	1.2	19	8
Aggravated Assault	141	187	32.6%	2.2	122	31
Simple Assault	616	733	19.0%	8.5	301	316
Intimidation	136	132	-2.9%	1.5	15	9
Kidnapping	14	13	-7.1%	0.2	10	5
Incest	0	0		0.0	1	0
Statutory Rape	4	3	-25.0%	0.0	4	0
Human Trafficking Offenses	0	0		0.0	0	0
Violation of No Contact/Protect.	297	268	-9.8%	3.1	130	146
Robbery	47	64	36.2%	0.7	36	1
Burglary	533	519	-2.6%	6.0	105	6
Larceny-Theft Offenses	2,159	2,323	7.6%	27.0	301	5
Motor Vehicle Theft	222	291	31.1%	3.4	14	0
Arson	20	30	50.0%	0.3	1	0
Destruction of Property	1,129	911	-19.3%	10.6	100	38
Counterfeiting/Forgery	71	84	18.3%	1.0	13	0
Fraud Offenses	812	480	-40.9%	5.6	19	0
Embezzlement	5	0	-100.0%	0.0	0	0
Extortion/Blackmail	1	4	300.0%	0.0	0	0
Bribery	0	0		0.0	0	0
Stolen Property Offenses	83	72	-13.3%	0.8	31	0
Animal Cruelty	9	3	-66.7%	0.0	0	0
Drug/Narcotic Violations	320	223	-30.3%	2.6	35	0
Drug Equipment Violations	70	72	2.9%	0.8	3	0
Gambling Offenses	0	4		0.0	1	0
Pornography	24	22	-8.3%	0.3	2	0
Prostitution Offenses	6	3	-50.0%	0.0	0	0
Weapon Law Violations	123	85	-30.9%	1.0	32	0
Grand Total	6,980	6,684	-4.2%	77.8	1,299	576

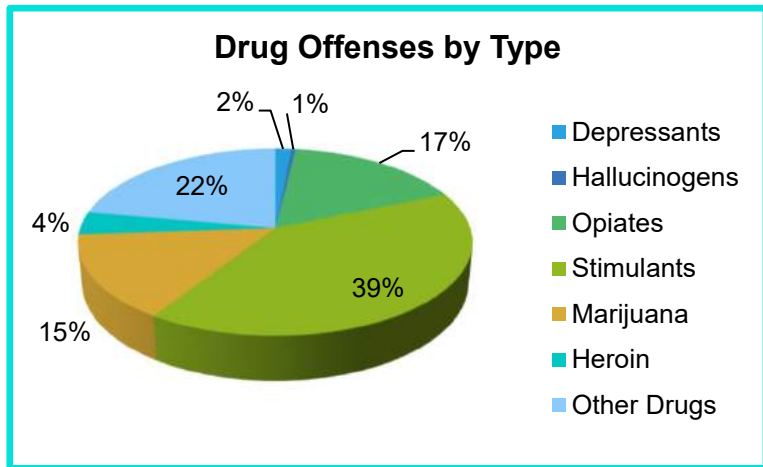
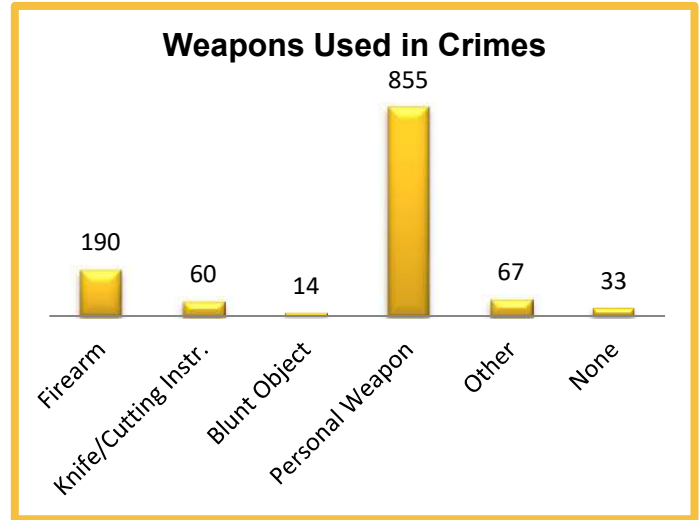
2021 Washington NIBRS Submission Agencies

KENNEWICK PD

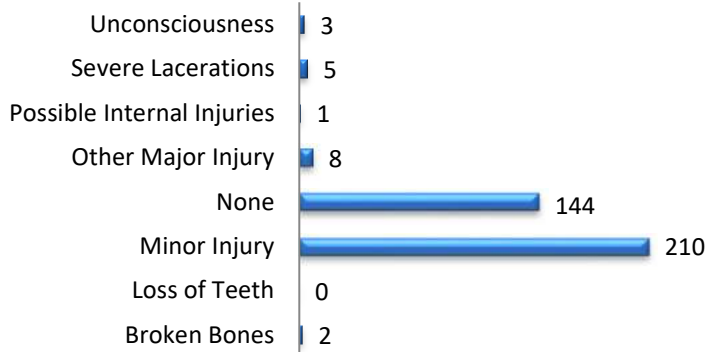
Continued

2021 Group B Arrests

Offense	Adult	Juvenile
Bad Checks	1	0
Curfew/Vagrancy	1	3
Disorderly Conduct	22	2
Drunkenness	0	0
DUI	149	4
Family Offenses	10	0
Liquor Law Violations	7	4
Peeping Tom	0	1
Trespass	226	9
All Other Offenses	368	17
Total	784	40



Domestic Violence Injuries



2021 Property Values by Type

Type	Value
Seized	\$26,260
Burned	\$155,685
Counterfeited/Forged	\$23,574
Destroyed/Damaged	\$860,838
Recovered	\$3,711,213
Stolen	\$17,461,058
Total	\$22,238,628

2021 Washington NIBRS Submission Agencies

PROSSER PD

Benton County

Population: 6,310
Months Reported: 12

Offense Overview

Offense Total 332
of Cleared Offense 88
Percent Cleared 26.5%

Group A Arrest Overview

Arrest Total 70
Adult Arrest Total 55
Juvenile Arrest Total 15

Group A Offenses	Reported 2020	Reported 2021	% of Change	Crime Rate per 1,000	Total Arrests	DV Offense Totals
Murder	0	0		0.0	0	0
Manslaughter	1	0	-100.0%	0.0	0	0
Rape	1	1	0.0%	0.2	0	1
Sodomy	0	0		0.0	0	0
Sexual Assault w/Object	0	0		0.0	0	0
Fondling	1	6	500.0%	1.0	2	3
Aggravated Assault	4	9	125.0%	1.4	3	3
Simple Assault	32	39	21.9%	6.2	19	25
Intimidation	17	3	-82.4%	0.5	1	0
Kidnapping	1	1	0.0%	0.2	1	1
Incest	0	0		0.0	0	0
Statutory Rape	0	0		0.0	0	0
Human Trafficking Offenses	0	0		0.0	0	0
Violation of No Contact/Protect.	25	21	-16.0%	3.3	13	17
Robbery	3	2	-33.3%	0.3	3	0
Burglary	19	20	5.3%	3.2	0	1
Larceny-Theft Offenses	97	95	-2.1%	15.1	11	0
Motor Vehicle Theft	6	17	183.3%	2.7	0	0
Arson	1	0	-100.0%	0.0	0	0
Destruction of Property	51	68	33.3%	10.8	7	2
Counterfeiting/Forgery	10	8	-20.0%	1.3	0	0
Fraud Offenses	48	12	-75.0%	1.9	0	0
Embezzlement	0	2		0.3	0	0
Extortion/Blackmail	0	0		0.0	0	0
Bribery	0	0		0.0	0	0
Stolen Property Offenses	7	3	-57.1%	0.5	1	0
Animal Cruelty	2	1	-50.0%	0.2	0	0
Drug/Narcotic Violations	36	8	-77.8%	1.3	2	0
Drug Equipment Violations	32	10	-68.8%	1.6	4	0
Gambling Offenses	0	0		0.0	0	0
Pornography	2	0	-100.0%	0.0	0	0
Prostitution Offenses	0	0		0.0	0	0
Weapon Law Violations	4	6	50.0%	1.0	3	0
Grand Total	400	332	-17.0%	52.6	70	53

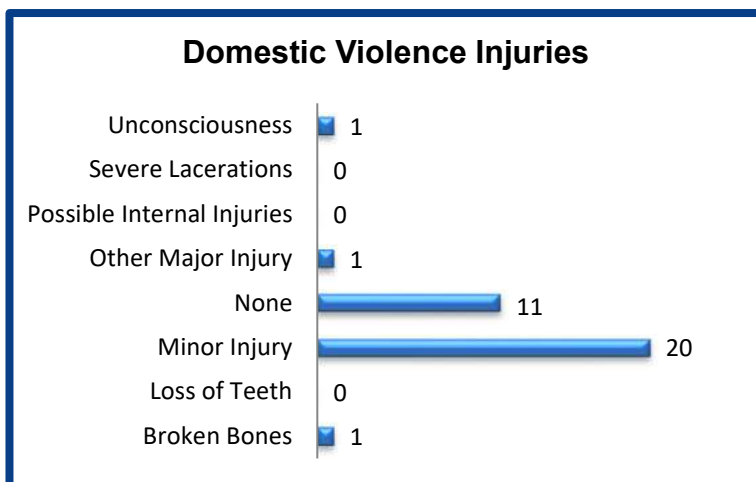
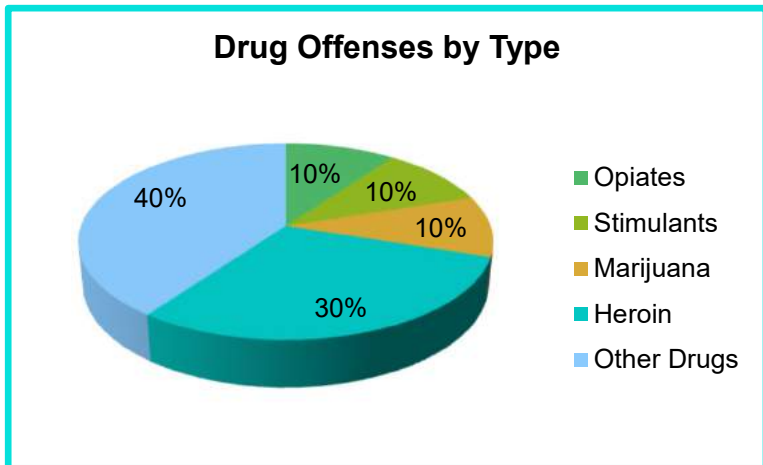
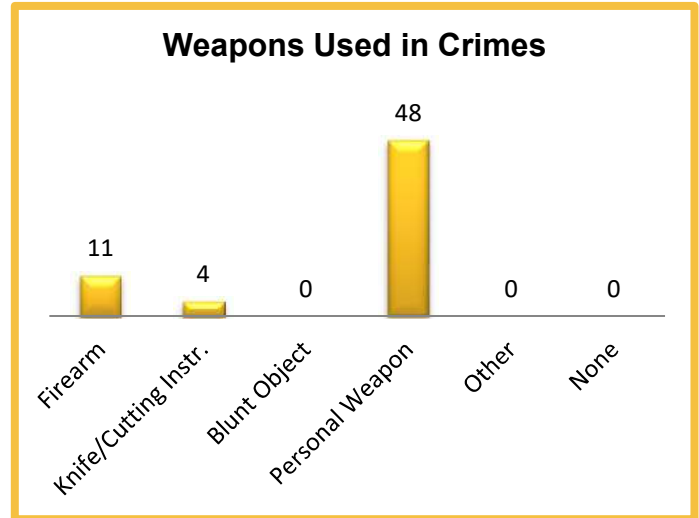
2021 Washington NIBRS Submission Agencies

PROSSER PD

Continued

2021 Group B Arrests

Offense	Adult	Juvenile
Bad Checks	0	0
Curfew/Vagrancy	0	0
Disorderly Conduct	2	0
Drunkenness	0	0
DUI	20	0
Family Offenses	0	0
Liquor Law Violations	0	0
Peeping Tom	0	0
Trespass	8	1
All Other Offenses	107	3
Total	137	4



2021 Property Values by Type

Type	Value
Seized	\$27
Burned	\$0
Counterfeited/Forged	\$8,147
Destroyed/Damaged	\$8,766
Recovered	\$5,448
Stolen	\$103,782
Total	\$126,170

2021 Washington NIBRS Submission Agencies

RICHLAND PD

Benton County

Population: 59,578
Months Reported: 12

Offense Overview

Offense Total 3,995
of Cleared Offense 1,351
Percent Cleared 33.8%

Group A Arrest Overview

Arrest Total 1,004
Adult Arrest Total 927
Juvenile Arrest Total 77

Group A Offenses	Reported 2020	Reported 2021	% of Change	Crime Rate per 1,000	Total Arrests	DV Offense Totals
Murder	3	1	-66.7%	0.0	1	1
Manslaughter	3	1	-66.7%	0.0	0	0
Rape	29	51	75.9%	0.9	4	11
Sodomy	4	3	-25.0%	0.1	0	1
Sexual Assault w/Object	4	0	-100.0%	0.0	0	0
Fondling	43	51	18.6%	0.9	4	7
Aggravated Assault	121	105	-13.2%	1.8	58	37
Simple Assault	529	465	-12.1%	7.8	301	309
Intimidation	51	60	17.6%	1.0	9	15
Kidnapping	23	18	-21.7%	0.3	11	11
Incest	0	0		0.0	0	0
Statutory Rape	1	3	200.0%	0.1	5	0
Human Trafficking Offenses	1	1	0.0%	0.0	0	0
Violation of No Contact/Protect.	186	188	1.1%	3.2	119	135
Robbery	20	24	20.0%	0.4	9	3
Burglary	285	333	16.8%	5.6	56	15
Larceny-Theft Offenses	1,259	1,431	13.7%	24.0	231	15
Motor Vehicle Theft	73	118	61.6%	2.0	6	1
Arson	5	8	60.0%	0.1	2	1
Destruction of Property	512	541	5.7%	9.1	75	90
Counterfeiting/Forgery	29	42	44.8%	0.7	3	0
Fraud Offenses	734	296	-59.7%	5.0	20	4
Embezzlement	3	6	100.0%	0.1	0	0
Extortion/Blackmail	16	5	-68.8%	0.1	2	0
Bribery	0	0		0.0	0	0
Stolen Property Offenses	66	59	-10.6%	1.0	25	0
Animal Cruelty	9	2	-77.8%	0.0	0	0
Drug/Narcotic Violations	209	111	-46.9%	1.9	43	0
Drug Equipment Violations	58	16	-72.4%	0.3	3	0
Gambling Offenses	0	1		0.0	1	0
Pornography	21	9	-57.1%	0.2	3	0
Prostitution Offenses	2	1	-50.0%	0.0	0	0
Weapon Law Violations	58	45	-22.4%	0.8	13	0
Grand Total	4,357	3,995	-8.3%	67.1	1,004	656

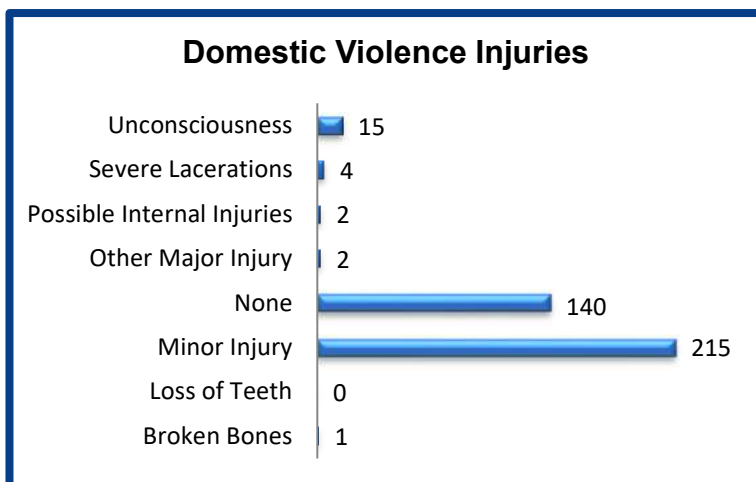
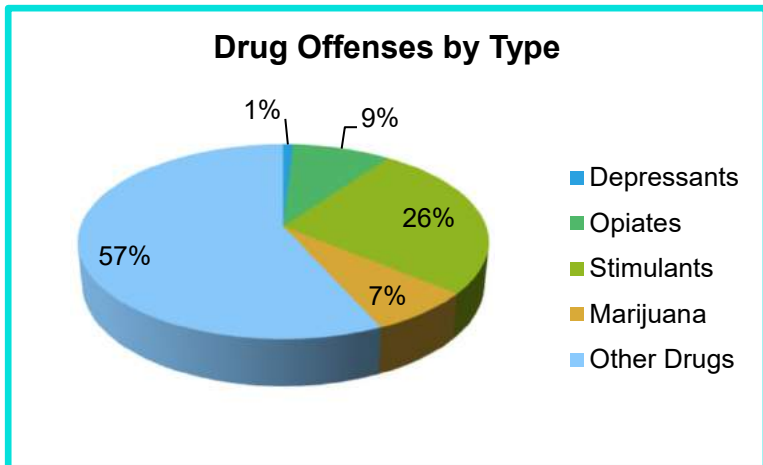
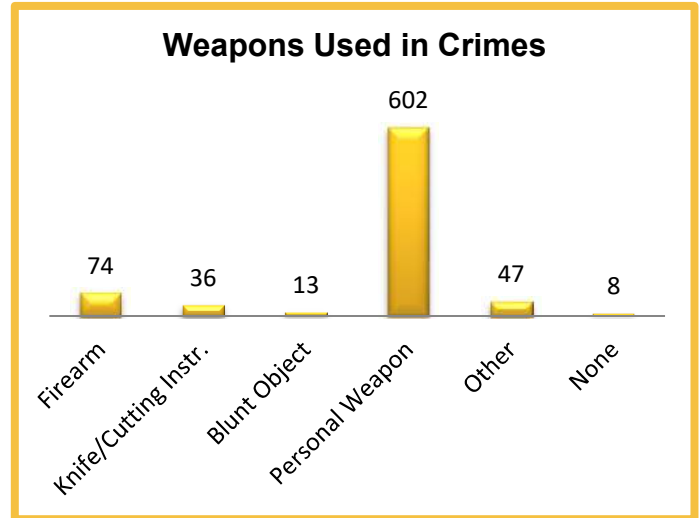
2021 Washington NIBRS Submission Agencies

RICHLAND PD

Continued

2021 Group B Arrests

Offense	Adult	Juvenile
Bad Checks	0	0
Curfew/Vagrancy	0	0
Disorderly Conduct	29	1
Drunkenness	0	0
DUI	109	0
Family Offenses	0	0
Liquor Law Violations	5	4
Peeping Tom	1	0
Trespass	80	2
All Other Offenses	258	7
Total	482	14



2021 Property Values by Type

Type	Value
Seized	\$423
Burned	\$3,065
Counterfeited/Forged	\$16,597
Destroyed/Damaged	\$663,084
Recovered	\$1,637,532
Stolen	\$4,241,740
Total	\$6,562,441

2021 Washington NIBRS Submission Agencies

WEST RICHLAND PD

Benton County

Population: 16,710
Months Reported: 12

Offense Overview

Offense Total 495
of Cleared Offense 202
Percent Cleared 40.8%

Group A Arrest Overview

Arrest Total 143
Adult Arrest Total 116
Juvenile Arrest Total 27

Group A Offenses	Reported 2020	Reported 2021	% of Change	Crime Rate per 1,000	Total Arrests	DV Offense Totals
Murder	0	0		0.0	0	0
Manslaughter	0	0		0.0	0	0
Rape	3	4	33.3%	0.2	0	0
Sodomy	0	0		0.0	0	0
Sexual Assault w/Object	0	0		0.0	0	0
Fondling	4	10	150.0%	0.6	2	1
Aggravated Assault	16	12	-25.0%	0.7	8	4
Simple Assault	68	87	27.9%	5.2	53	20
Intimidation	14	10	-28.6%	0.6	0	0
Kidnapping	0	1		0.1	1	0
Incest	0	0		0.0	0	0
Statutory Rape	1	0	-100.0%	0.0	0	0
Human Trafficking Offenses	0	0		0.0	0	0
Violation of No Contact/Protect.	36	39	8.3%	2.3	27	6
Robbery	0	2		0.1	0	0
Burglary	62	43	-30.6%	2.6	6	1
Larceny-Theft Offenses	157	101	-35.7%	6.0	8	0
Motor Vehicle Theft	10	11	10.0%	0.7	0	0
Arson	1	2	100.0%	0.1	0	0
Destruction of Property	95	108	13.7%	6.5	30	7
Counterfeiting/Forgery	1	3	200.0%	0.2	2	0
Fraud Offenses	186	40	-78.5%	2.4	4	0
Embezzlement	0	0		0.0	0	0
Extortion/Blackmail	0	0		0.0	0	0
Bribery	0	0		0.0	0	0
Stolen Property Offenses	6	8	33.3%	0.5	2	0
Animal Cruelty	2	0	-100.0%	0.0	0	0
Drug/Narcotic Violations	17	6	-64.7%	0.4	0	0
Drug Equipment Violations	17	5	-70.6%	0.3	0	0
Gambling Offenses	0	0		0.0	0	0
Pornography	4	0	-100.0%	0.0	0	0
Prostitution Offenses	0	0		0.0	0	0
Weapon Law Violations	4	3	-25.0%	0.2	0	0
Grand Total	704	495	-29.7%	29.6	143	39

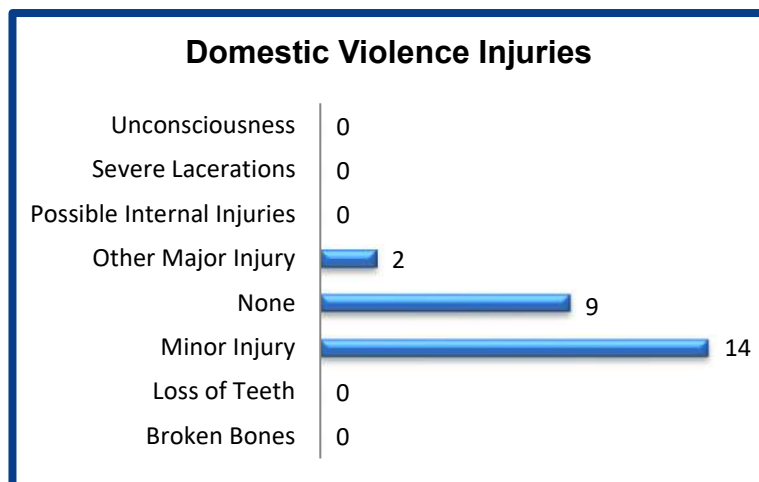
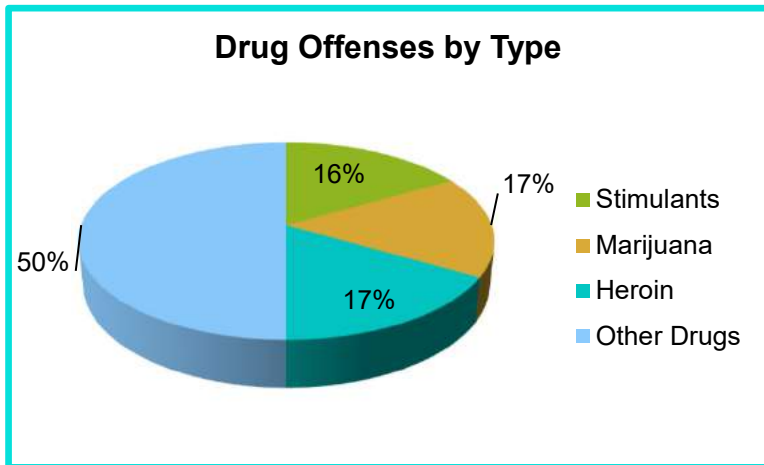
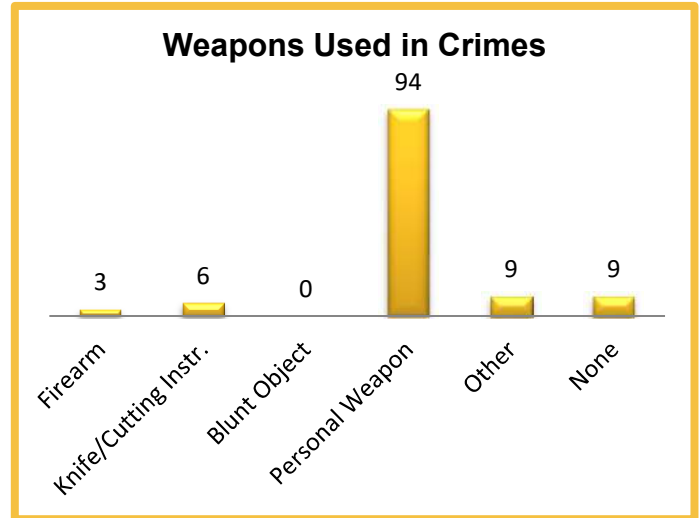
2021 Washington NIBRS Submission Agencies

WEST RICHLAND PD

Continued

2021 Group B Arrests

Offense	Adult	Juvenile
Bad Checks	0	0
Curfew/Vagrancy	0	0
Disorderly Conduct	2	0
Drunkenness	0	0
DUI	16	0
Family Offenses	0	0
Liquor Law Violations	0	0
Peeping Tom	0	0
Trespass	5	0
All Other Offenses	28	1
Total	51	1



2021 Property Values by Type

Type	Value
Seized	\$7
Burned	\$87
Counterfeited/Forged	\$100
Destroyed/Damaged	\$101,309
Recovered	\$117,163
Stolen	\$679,538
Total	\$898,204

2021 Washington NIBRS Submission Agencies

CHELAN SO

Chelan County

Population: 45,790
Months Reported: 12

Offense Overview

Offense Total 672
of Cleared Offense 227
Percent Cleared 33.8%

Group A Arrest Overview

Arrest Total 205
Adult Arrest Total 193
Juvenile Arrest Total 12

Group A Offenses	Reported 2020	Reported 2021	% of Change	Crime Rate per 1,000	Total Arrests	DV Offense Totals
Murder	2	1	-50.0%	0.0	1	0
Manslaughter	0	0		0.0	0	0
Rape	3	1	-66.7%	0.0	1	0
Sodomy	0	0		0.0	0	0
Sexual Assault w/Object	0	0		0.0	0	0
Fondling	5	3	-40.0%	0.1	2	0
Aggravated Assault	37	28	-24.3%	0.6	16	13
Simple Assault	163	128	-21.5%	2.8	84	106
Intimidation	0	0		0.0	0	0
Kidnapping	5	7	40.0%	0.2	6	7
Incest	0	0		0.0	0	0
Statutory Rape	3	0	-100.0%	0.0	0	0
Human Trafficking Offenses	0	0		0.0	0	0
Violation of No Contact/Protect.	79	50	-36.7%	1.1	26	34
Robbery	3	0	-100.0%	0.0	0	0
Burglary	88	119	35.2%	2.6	9	1
Larceny-Theft Offenses	204	146	-28.4%	3.2	15	1
Motor Vehicle Theft	30	53	76.7%	1.2	4	0
Arson	1	0	-100.0%	0.0	0	0
Destruction of Property	31	9	-71.0%	0.2	5	5
Counterfeiting/Forgery	16	12	-25.0%	0.3	0	0
Fraud Offenses	230	71	-69.1%	1.6	3	0
Embezzlement	0	0		0.0	0	0
Extortion/Blackmail	0	0		0.0	0	0
Bribery	0	0		0.0	0	0
Stolen Property Offenses	2	1	-50.0%	0.0	1	0
Animal Cruelty	0	1		0.0	0	0
Drug/Narcotic Violations	85	23	-72.9%	0.5	23	0
Drug Equipment Violations	18	2	-88.9%	0.0	0	0
Gambling Offenses	0	0		0.0	0	0
Pornography	0	0		0.0	0	0
Prostitution Offenses	1	1	0.0%	0.0	2	0
Weapon Law Violations	17	16	-5.9%	0.3	7	0
Grand Total	1,023	672	-34.3%	14.7	205	167

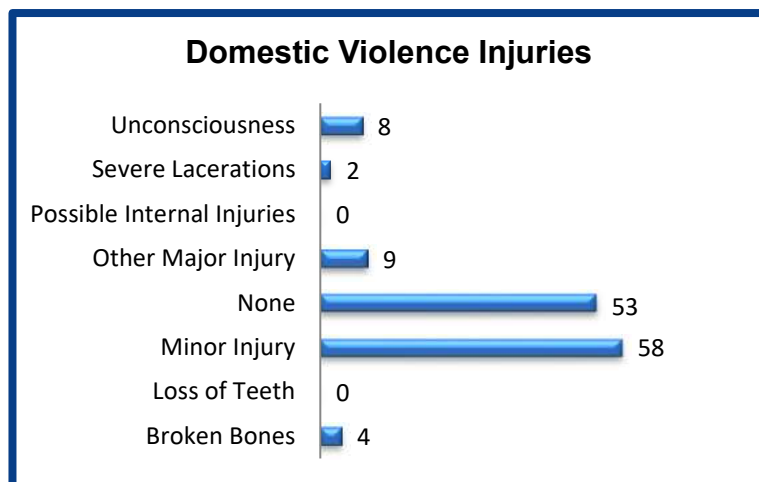
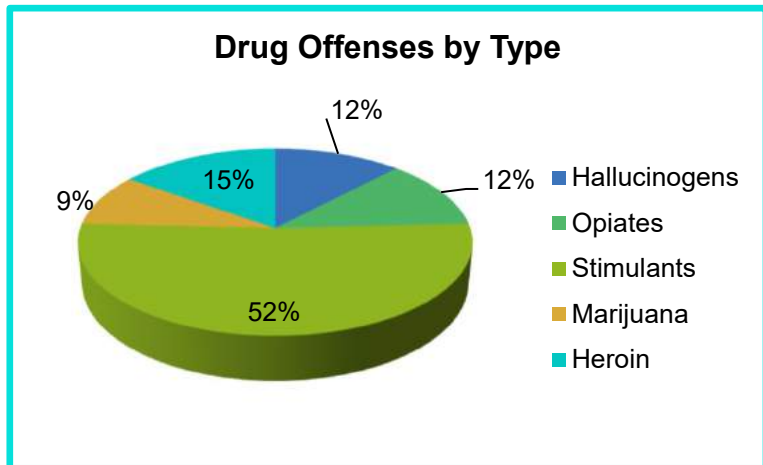
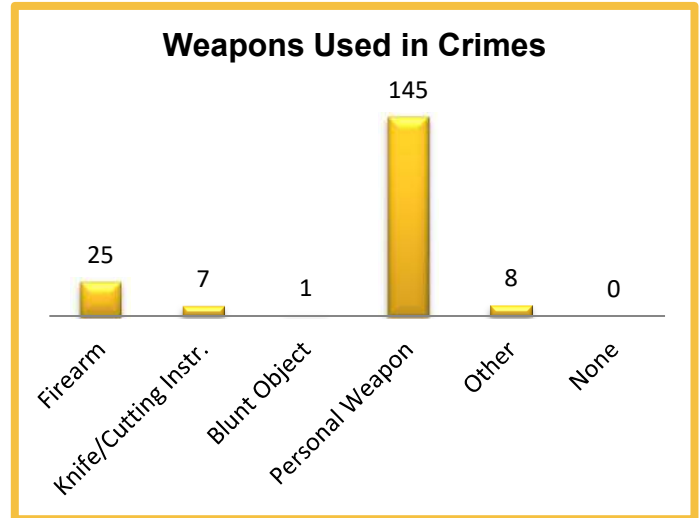
2021 Washington NIBRS Submission Agencies

CHELAN SO

Continued

2021 Group B Arrests

Offense	Adult	Juvenile
Bad Checks	0	0
Curfew/Vagrancy	0	0
Disorderly Conduct	3	0
Drunkenness	0	0
DUI	95	1
Family Offenses	0	0
Liquor Law Violations	4	1
Peeping Tom	0	0
Trespass	16	0
All Other Offenses	33	1
Total	151	3



2021 Property Values by Type

Type	Value
Seized	\$55
Burned	\$0
Counterfeited/Forged	\$1,265
Destroyed/Damaged	\$7,008
Recovered	\$86,240
Stolen	\$1,264,356
Total	\$1,358,924

2021 Washington NIBRS Submission Agencies

WENATCHEE PD

Chelan County

Population: 35,835
Months Reported: 12

Offense Overview

Offense Total 2,244
of Cleared Offense 774
Percent Cleared 34.5%

Group A Arrest Overview

Arrest Total 650
Adult Arrest Total 581
Juvenile Arrest Total 69

Group A Offenses	Reported 2020	Reported 2021	% of Change	Crime Rate per 1,000	Total Arrests	DV Offense Totals
Murder	1	1	0.0%	0.0	0	1
Manslaughter	0	0		0.0	0	0
Rape	16	14	-12.5%	0.4	4	1
Sodomy	3	0	-100.0%	0.0	0	0
Sexual Assault w/Object	0	0		0.0	0	0
Fondling	10	12	20.0%	0.3	1	5
Aggravated Assault	47	33	-29.8%	0.9	25	15
Simple Assault	263	323	22.8%	9.0	225	174
Intimidation	33	27	-18.2%	0.8	11	4
Kidnapping	13	13	0.0%	0.4	12	11
Incest	4	1	-75.0%	0.0	0	1
Statutory Rape	3	3	0.0%	0.1	0	2
Human Trafficking Offenses	0	0		0.0	0	0
Violation of No Contact/Protect.	116	142	22.4%	4.0	59	130
Robbery	6	12	100.0%	0.3	6	1
Burglary	82	132	61.0%	3.7	32	20
Larceny-Theft Offenses	456	687	50.7%	19.2	114	8
Motor Vehicle Theft	52	108	107.7%	3.0	19	2
Arson	3	9	200.0%	0.3	1	0
Destruction of Property	290	389	34.1%	10.9	65	58
Counterfeiting/Forgery	24	27	12.5%	0.8	2	0
Fraud Offenses	271	148	-45.4%	4.1	7	2
Embezzlement	6	1	-83.3%	0.0	0	0
Extortion/Blackmail	0	0		0.0	0	0
Bribery	0	0		0.0	0	0
Stolen Property Offenses	31	27	-12.9%	0.8	14	1
Animal Cruelty	1	0	-100.0%	0.0	0	0
Drug/Narcotic Violations	174	84	-51.7%	2.3	41	0
Drug Equipment Violations	72	15	-79.2%	0.4	2	0
Gambling Offenses	0	0		0.0	0	0
Pornography	4	2	-50.0%	0.1	0	0
Prostitution Offenses	0	1		0.0	0	0
Weapon Law Violations	40	33	-17.5%	0.9	10	0
Grand Total	2,021	2,244	11.0%	62.6	650	436

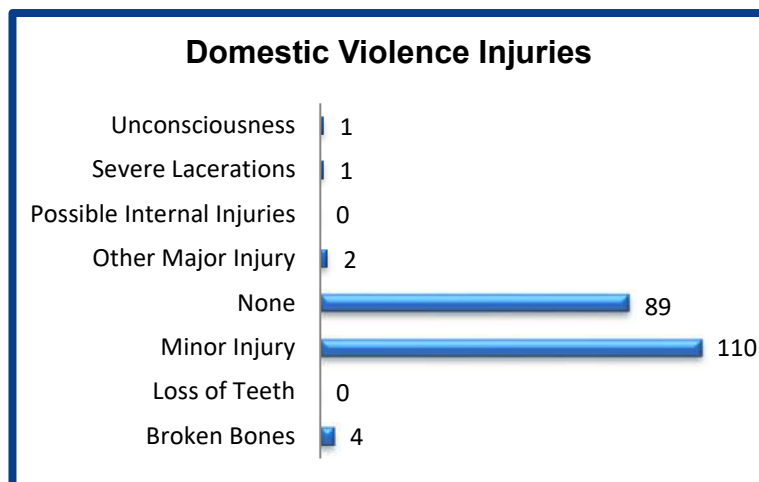
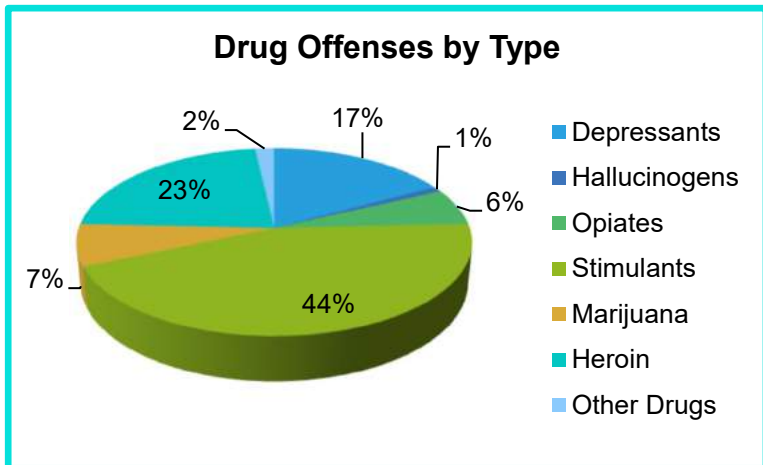
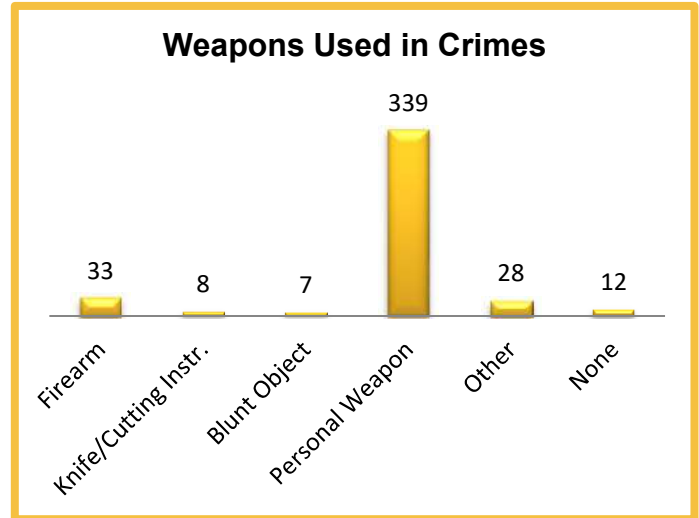
2021 Washington NIBRS Submission Agencies

WENATCHEE PD

Continued

2021 Group B Arrests

Offense	Adult	Juvenile
Bad Checks	0	0
Curfew/Vagrancy	0	0
Disorderly Conduct	18	0
Drunkenness	0	0
DUI	224	5
Family Offenses	0	0
Liquor Law Violations	8	3
Peeping Tom	0	0
Trespass	79	1
All Other Offenses	191	9
Total	520	18



2021 Property Values by Type

Type	Value
Seized	\$197
Burned	\$1,616,175
Counterfeited/Forged	\$42,389
Destroyed/Damaged	\$195,393
Recovered	\$614,792
Stolen	\$2,850,020
Total	\$5,318,966

2021 Washington NIBRS Submission Agencies

CLALLAM SO

Clallam County

Population: 45,885
Months Reported: 12

Offense Overview

Offense Total 1,212
of Cleared Offense 416
Percent Cleared 34.3%

Group A Arrest Overview

Arrest Total 405
Adult Arrest Total 394
Juvenile Arrest Total 11

Group A Offenses	Reported 2020	Reported 2021	% of Change	Crime Rate per 1,000	Total Arrests	DV Offense Totals
Murder	1	0	-100.0%	0.0	1	0
Manslaughter	0	0		0.0	0	0
Rape	14	7	-50.0%	0.2	4	3
Sodomy	0	1		0.0	1	1
Sexual Assault w/Object	3	1	-66.7%	0.0	1	0
Fondling	15	16	6.7%	0.3	0	8
Aggravated Assault	58	46	-20.7%	1.0	30	15
Simple Assault	226	173	-23.5%	3.8	109	100
Intimidation	28	25	-10.7%	0.5	8	4
Kidnapping	4	1	-75.0%	0.0	2	0
Incest	0	0		0.0	0	0
Statutory Rape	3	7	133.3%	0.2	0	1
Human Trafficking Offenses	0	0		0.0	0	0
Violation of No Contact/Protect.	81	91	12.3%	2.0	57	63
Robbery	7	7	0.0%	0.2	6	1
Burglary	137	117	-14.6%	2.5	14	2
Larceny-Theft Offenses	394	325	-17.5%	7.1	78	5
Motor Vehicle Theft	38	43	13.2%	0.9	2	2
Arson	5	4	-20.0%	0.1	1	0
Destruction of Property	223	183	-17.9%	4.0	29	31
Counterfeiting/Forgery	23	28	21.7%	0.6	2	1
Fraud Offenses	58	48	-17.2%	1.0	4	1
Embezzlement	0	0		0.0	0	0
Extortion/Blackmail	0	4		0.1	0	1
Bribery	1	0	-100.0%	0.0	0	0
Stolen Property Offenses	26	12	-53.8%	0.3	12	0
Animal Cruelty	0	0		0.0	0	0
Drug/Narcotic Violations	80	42	-47.5%	0.9	27	0
Drug Equipment Violations	32	10	-68.8%	0.2	7	0
Gambling Offenses	0	0		0.0	0	0
Pornography	2	3	50.0%	0.1	1	0
Prostitution Offenses	0	1		0.0	0	0
Weapon Law Violations	22	17	-22.7%	0.4	9	0
Grand Total	1,481	1,212	-18.2%	26.4	405	239

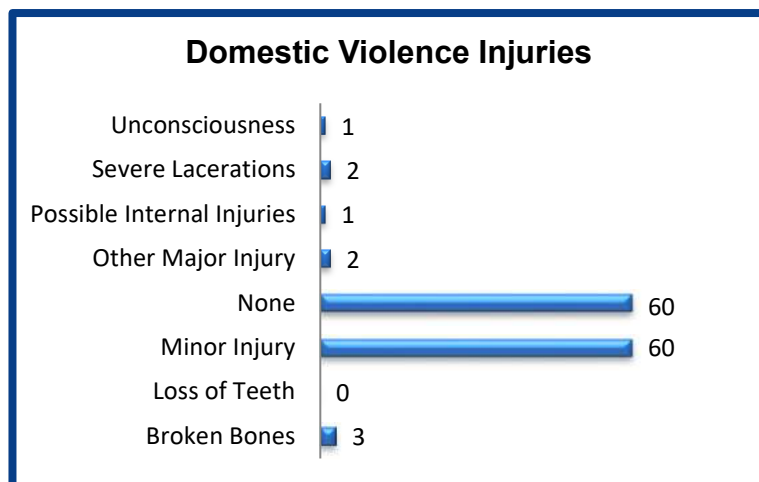
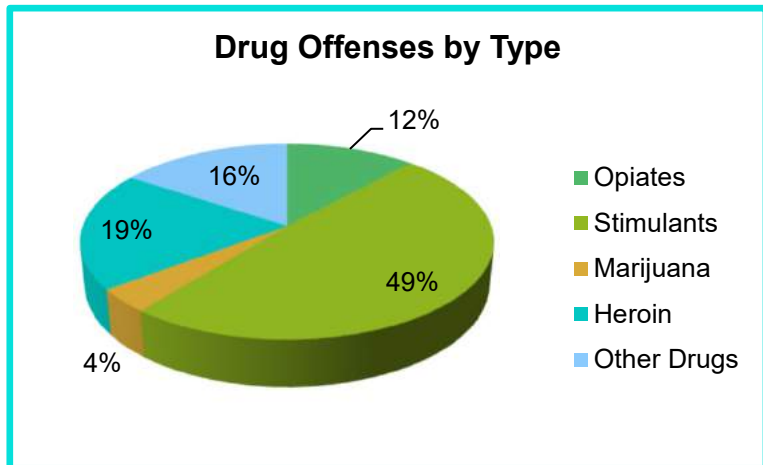
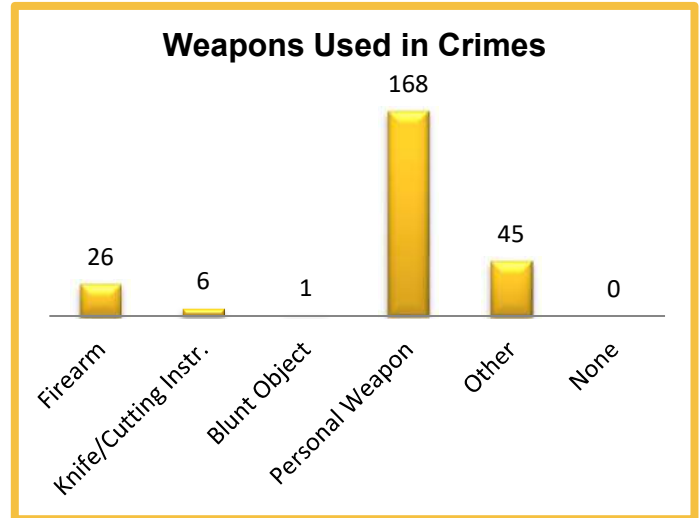
2021 Washington NIBRS Submission Agencies

CLALLAM SO

Continued

2021 Group B Arrests

Offense	Adult	Juvenile
Bad Checks	0	0
Curfew/Vagrancy	0	0
Disorderly Conduct	3	0
Drunkenness	0	0
DUI	56	0
Family Offenses	0	0
Liquor Law Violations	3	7
Peeping Tom	0	0
Trespass	33	1
All Other Offenses	20	1
Total	115	9



2021 Property Values by Type

Type	Value
Seized	\$4
Burned	\$32,500
Counterfeited/Forged	\$37,962
Destroyed/Damaged	\$328,242
Recovered	\$449,819
Stolen	\$1,240,461
Total	\$2,088,988

2021 Washington NIBRS Submission Agencies

PORT ANGELES PD

Clallam County

Population: 20,020
Months Reported: 12

Offense Overview

Offense Total 1,569
of Cleared Offense 493
Percent Cleared 31.4%

Group A Arrest Overview

Arrest Total 349
Adult Arrest Total 322
Juvenile Arrest Total 27

Group A Offenses	Reported 2020	Reported 2021	% of Change	Crime Rate per 1,000	Total Arrests	DV Offense Totals
Murder	1	0	-100.0%	0.0	0	0
Manslaughter	1	0	-100.0%	0.0	0	0
Rape	22	21	-4.5%	1.0	7	5
Sodomy	1	2	100.0%	0.1	1	0
Sexual Assault w/Object	6	2	-66.7%	0.1	0	2
Fondling	12	8	-33.3%	0.4	2	6
Aggravated Assault	100	74	-26.0%	3.7	37	16
Simple Assault	243	235	-3.3%	11.7	106	127
Intimidation	47	69	46.8%	3.4	16	17
Kidnapping	9	2	-77.8%	0.1	0	1
Incest	0	0		0.0	1	0
Statutory Rape	1	1	0.0%	0.0	1	0
Human Trafficking Offenses	0	0		0.0	0	0
Violation of No Contact/Protect.	88	100	13.6%	5.0	54	76
Robbery	10	15	50.0%	0.7	12	1
Burglary	101	95	-5.9%	4.7	18	7
Larceny-Theft Offenses	455	435	-4.4%	21.7	34	9
Motor Vehicle Theft	42	49	16.7%	2.4	4	0
Arson	9	16	77.8%	0.8	5	1
Destruction of Property	317	308	-2.8%	15.4	31	41
Counterfeiting/Forgery	24	24	0.0%	1.2	2	0
Fraud Offenses	160	54	-66.3%	2.7	1	1
Embezzlement	2	0	-100.0%	0.0	0	0
Extortion/Blackmail	0	3		0.1	0	0
Bribery	0	0		0.0	0	0
Stolen Property Offenses	18	11	-38.9%	0.5	6	0
Animal Cruelty	0	0		0.0	0	0
Drug/Narcotic Violations	48	21	-56.3%	1.0	3	0
Drug Equipment Violations	1	0	-100.0%	0.0	0	0
Gambling Offenses	0	0		0.0	0	0
Pornography	1	7	600.0%	0.3	1	0
Prostitution Offenses	1	0	-100.0%	0.0	0	0
Weapon Law Violations	19	17	-10.5%	0.8	7	0
Grand Total	1,739	1,569	-9.8%	78.4	349	310

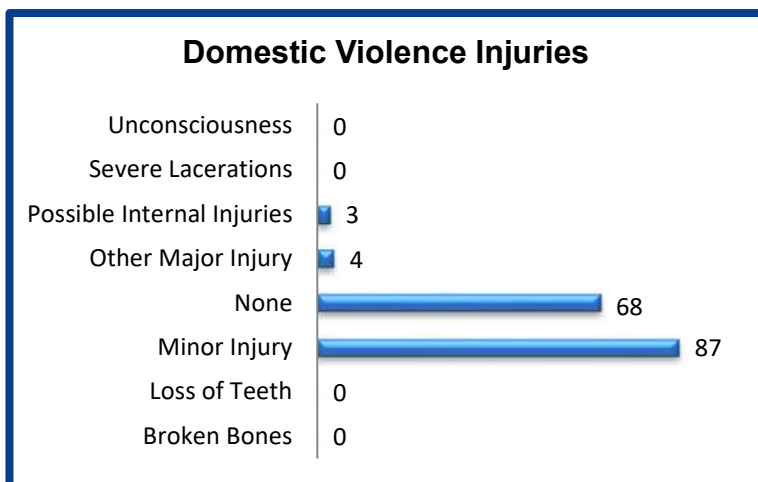
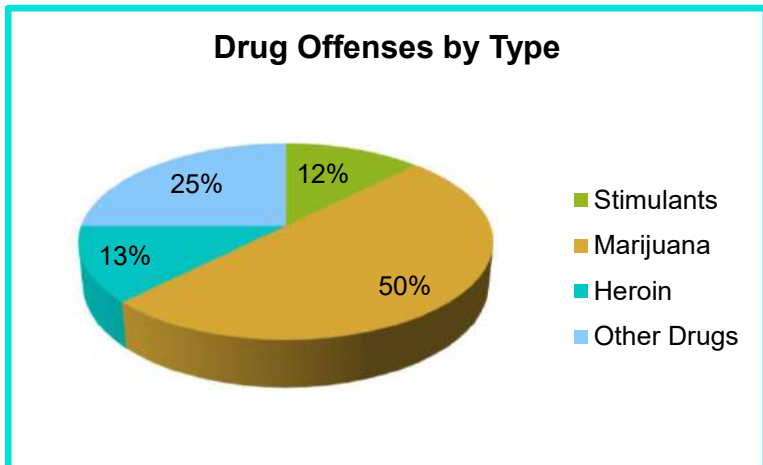
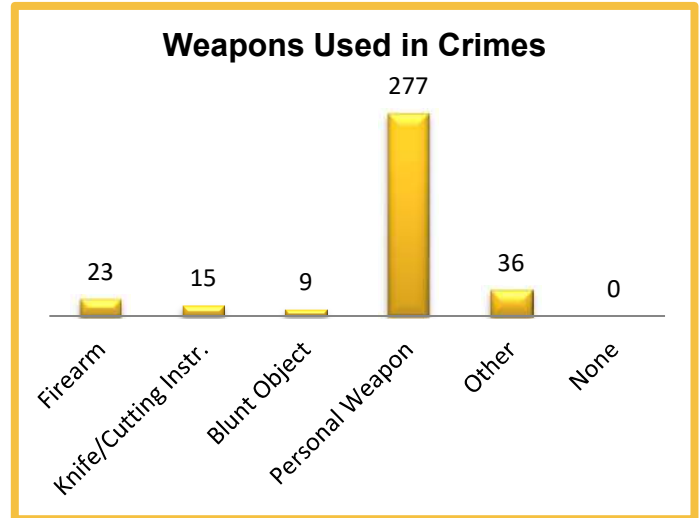
2021 Washington NIBRS Submission Agencies

PORT ANGELES PD

Continued

2021 Group B Arrests

Offense	Adult	Juvenile
Bad Checks	1	0
Curfew/Vagrancy	0	0
Disorderly Conduct	1	1
Drunkenness	0	0
DUI	52	0
Family Offenses	0	0
Liquor Law Violations	2	2
Peeping Tom	0	0
Trespass	34	0
All Other Offenses	28	3
Total	118	6



2021 Property Values by Type

Type	Value
Seized	\$0
Burned	\$33,359
Counterfeited/Forged	\$33,986
Destroyed/Damaged	\$299,772
Recovered	\$227,096
Stolen	\$1,189,152
Total	\$1,783,365

2021 Washington NIBRS Submission Agencies

SEQUIM PD

Clallam County

Population: 7,940
Months Reported: 12

Offense Overview

Offense Total 510
of Cleared Offense 196
Percent Cleared 38.4%

Group A Arrest Overview

Arrest Total 181
Adult Arrest Total 150
Juvenile Arrest Total 31

Group A Offenses	Reported 2020	Reported 2021	% of Change	Crime Rate per 1,000	Total Arrests	DV Offense Totals
Murder	0	0		0.0	0	0
Manslaughter	0	0		0.0	0	0
Rape	2	4	100.0%	0.5	0	0
Sodomy	0	0		0.0	0	0
Sexual Assault w/Object	0	1		0.1	0	0
Fondling	0	1		0.1	0	1
Aggravated Assault	11	13	18.2%	1.6	6	1
Simple Assault	38	67	76.3%	8.4	39	39
Intimidation	11	6	-45.5%	0.8	2	2
Kidnapping	3	1	-66.7%	0.1	0	0
Incest	0	0		0.0	0	0
Statutory Rape	0	0		0.0	0	0
Human Trafficking Offenses	0	0		0.0	0	0
Violation of No Contact/Protect.	25	31	24.0%	3.9	22	24
Robbery	0	3		0.4	3	0
Burglary	33	34	3.0%	4.3	8	0
Larceny-Theft Offenses	185	177	-4.3%	22.3	58	3
Motor Vehicle Theft	7	11	57.1%	1.4	1	1
Arson	1	0	-100.0%	0.0	0	0
Destruction of Property	71	99	39.4%	12.5	25	15
Counterfeiting/Forgery	13	12	-7.7%	1.5	4	0
Fraud Offenses	7	11	57.1%	1.4	2	1
Embezzlement	1	2	100.0%	0.3	1	0
Extortion/Blackmail	0	2		0.3	1	0
Bribery	0	0		0.0	0	0
Stolen Property Offenses	3	5	66.7%	0.6	3	0
Animal Cruelty	0	0		0.0	0	0
Drug/Narcotic Violations	33	13	-60.6%	1.6	2	0
Drug Equipment Violations	5	0	-100.0%	0.0	0	0
Gambling Offenses	0	0		0.0	0	0
Pornography	2	5	150.0%	0.6	1	0
Prostitution Offenses	0	0		0.0	0	0
Weapon Law Violations	4	12	200.0%	1.5	3	0
Grand Total	455	510	12.1%	64.2	181	87

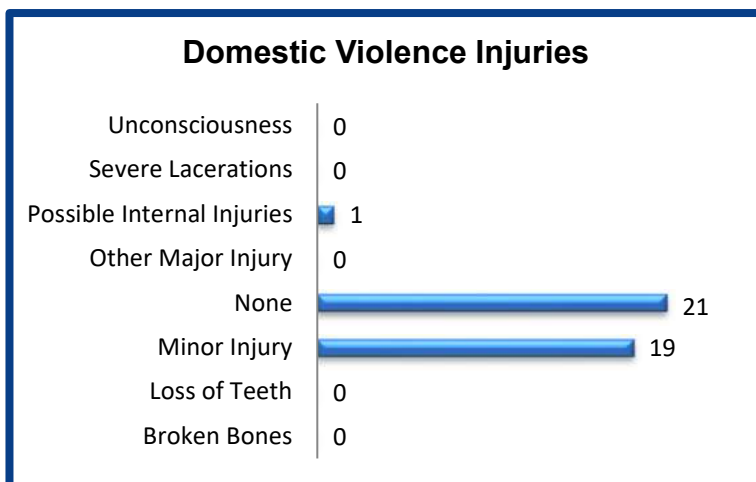
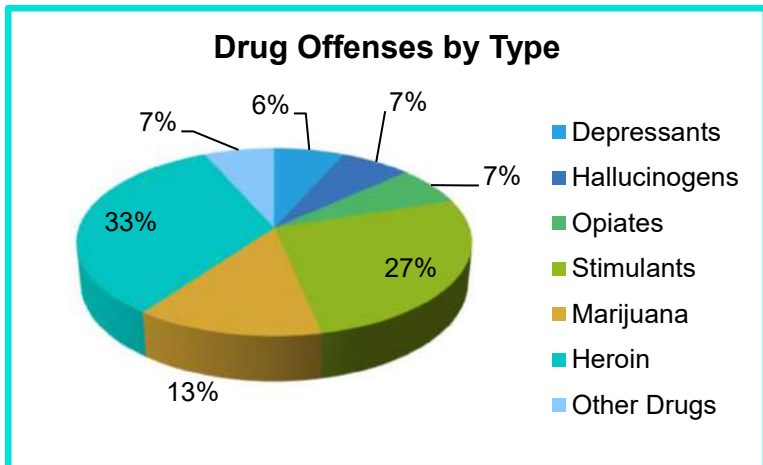
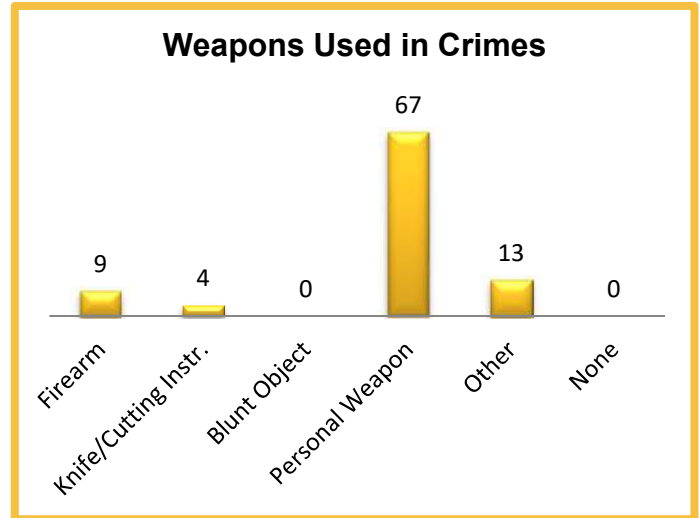
2021 Washington NIBRS Submission Agencies

SEQUIM PD

Continued

2021 Group B Arrests

Offense	Adult	Juvenile
Bad Checks	0	0
Curfew/Vagrancy	0	0
Disorderly Conduct	1	1
Drunkenness	0	0
DUI	10	0
Family Offenses	0	0
Liquor Law Violations	0	1
Peeping Tom	0	0
Trespass	14	0
All Other Offenses	8	2
Total	33	4



2021 Property Values by Type

Type	Value
Seized	\$736
Burned	\$0
Counterfeited/Forged	\$21,572
Destroyed/Damaged	\$77,593
Recovered	\$143,867
Stolen	\$349,098
Total	\$592,866

2021 Washington NIBRS Submission Agencies

CLARK SO

Clark County

Population: 236,630
Months Reported: 12

Offense Overview

Offense Total 7,014
of Cleared Offense 1,284
Percent Cleared 18.3%

Group A Arrest Overview

Arrest Total 913
Adult Arrest Total 872
Juvenile Arrest Total 41

Group A Offenses	Reported 2020	Reported 2021	% of Change	Crime Rate per 1,000	Total Arrests	DV Offense Totals
Murder	4	4	0.0%	0.0	3	3
Manslaughter	2	4	100.0%	0.0	0	2
Rape	88	104	18.2%	0.4	5	25
Sodomy	5	6	20.0%	0.0	0	3
Sexual Assault w/Object	1	0	-100.0%	0.0	0	0
Fondling	51	54	5.9%	0.2	2	14
Aggravated Assault	249	215	-13.7%	0.9	85	85
Simple Assault	703	652	-7.3%	2.8	301	417
Intimidation	183	190	3.8%	0.8	13	68
Kidnapping	39	41	5.1%	0.2	3	19
Incest	0	3		0.0	0	2
Statutory Rape	0	0		0.0	1	0
Human Trafficking Offenses	1	0	-100.0%	0.0	0	0
Violation of No Contact/Protect.	363	408	12.4%	1.7	132	343
Robbery	43	46	7.0%	0.2	18	5
Burglary	504	463	-8.1%	2.0	83	54
Larceny-Theft Offenses	2,267	2,423	6.9%	10.2	101	42
Motor Vehicle Theft	567	807	42.3%	3.4	31	14
Arson	22	16	-27.3%	0.1	4	2
Destruction of Property	871	919	5.5%	3.9	65	84
Counterfeiting/Forgery	36	58	61.1%	0.2	4	1
Fraud Offenses	790	372	-52.9%	1.6	10	1
Embezzlement	0	0		0.0	0	0
Extortion/Blackmail	5	10	100.0%	0.0	0	1
Bribery	1	0	-100.0%	0.0	0	0
Stolen Property Offenses	87	111	27.6%	0.5	26	0
Animal Cruelty	6	4	-33.3%	0.0	1	0
Drug/Narcotic Violations	182	45	-75.3%	0.2	12	0
Drug Equipment Violations	19	3	-84.2%	0.0	1	0
Gambling Offenses	0	0		0.0	0	0
Pornography	0	0		0.0	0	0
Prostitution Offenses	2	1	-50.0%	0.0	0	0
Weapon Law Violations	57	55	-3.5%	0.2	12	0
Grand Total	7,148	7,014	-1.9%	29.6	913	1,185

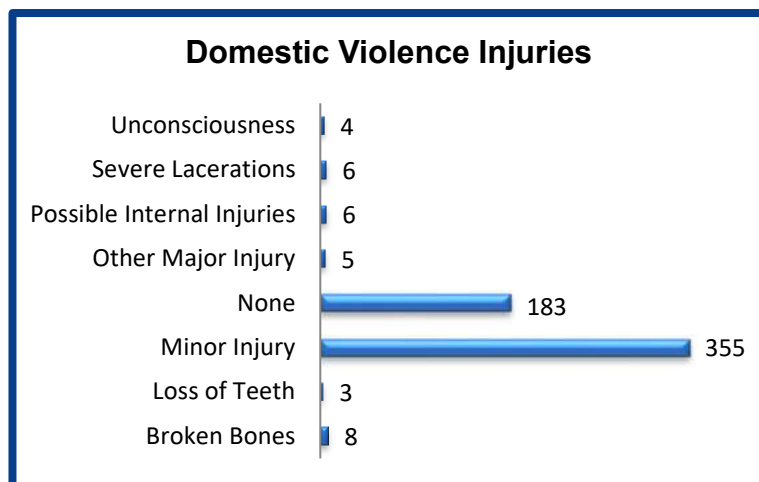
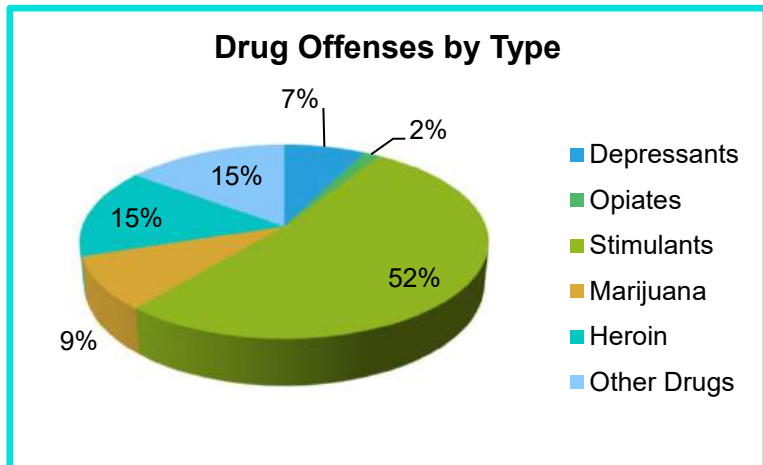
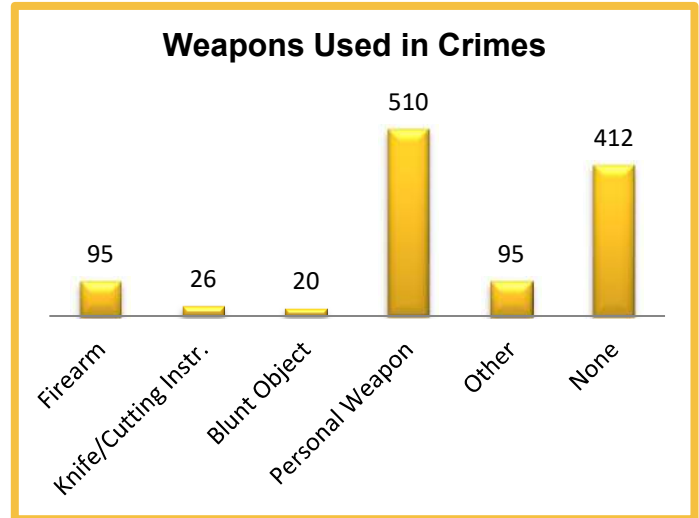
2021 Washington NIBRS Submission Agencies

CLARK SO

Continued

2021 Group B Arrests

Offense	Adult	Juvenile
Bad Checks	0	0
Curfew/Vagrancy	3	0
Disorderly Conduct	3	0
Drunkenness	0	0
DUI	120	0
Family Offenses	8	0
Liquor Law Violations	0	0
Peeping Tom	0	0
Trespass	36	0
All Other Offenses	522	10
Total	692	10



2021 Property Values by Type

Type	Value
Seized	\$16
Burned	\$778,701
Counterfeited/Forged	\$65,711
Destroyed/Damaged	\$2,227,160
Recovered	\$4,811,013
Stolen	\$19,466,936
Total	\$27,349,537

2021 Washington NIBRS Submission Agencies

BATTLE GROUND PD

Clark County

Population: 22,800
Months Reported: 12

Offense Overview

Offense Total 814
of Cleared Offense 255
Percent Cleared 31.3%

Group A Arrest Overview

Arrest Total 177
Adult Arrest Total 149
Juvenile Arrest Total 28

Group A Offenses	Reported 2020	Reported 2021	% of Change	Crime Rate per 1,000	Total Arrests	DV Offense Totals
Murder	0	0		0.0	0	0
Manslaughter	0	0		0.0	0	0
Rape	8	8	0.0%	0.4	1	2
Sodomy	0	1		0.0	0	0
Sexual Assault w/Object	0	0		0.0	0	0
Fondling	10	3	-70.0%	0.1	1	1
Aggravated Assault	12	15	25.0%	0.7	7	5
Simple Assault	66	95	43.9%	4.2	65	48
Intimidation	21	29	38.1%	1.3	0	7
Kidnapping	1	3	200.0%	0.1	1	2
Incest	0	0		0.0	0	0
Statutory Rape	0	0		0.0	1	0
Human Trafficking Offenses	0	0		0.0	0	0
Violation of No Contact/Protect.	24	28	16.7%	1.2	12	24
Robbery	3	3	0.0%	0.1	2	0
Burglary	45	32	-28.9%	1.4	6	2
Larceny-Theft Offenses	320	332	3.8%	14.6	54	3
Motor Vehicle Theft	31	42	35.5%	1.8	5	3
Arson	2	2	0.0%	0.1	0	0
Destruction of Property	122	166	36.1%	7.3	13	16
Counterfeiting/Forgery	7	7	0.0%	0.3	2	0
Fraud Offenses	60	27	-55.0%	1.2	0	0
Embezzlement	0	0		0.0	0	0
Extortion/Blackmail	2	2	0.0%	0.1	0	0
Bribery	0	0		0.0	0	0
Stolen Property Offenses	4	7	75.0%	0.3	4	0
Animal Cruelty	1	0	-100.0%	0.0	0	0
Drug/Narcotic Violations	29	2	-93.1%	0.1	1	0
Drug Equipment Violations	10	1	-90.0%	0.0	0	0
Gambling Offenses	0	0		0.0	0	0
Pornography	0	0		0.0	0	0
Prostitution Offenses	0	1		0.0	0	0
Weapon Law Violations	9	8	-11.1%	0.4	2	0
Grand Total	787	814	3.4%	35.7	177	113


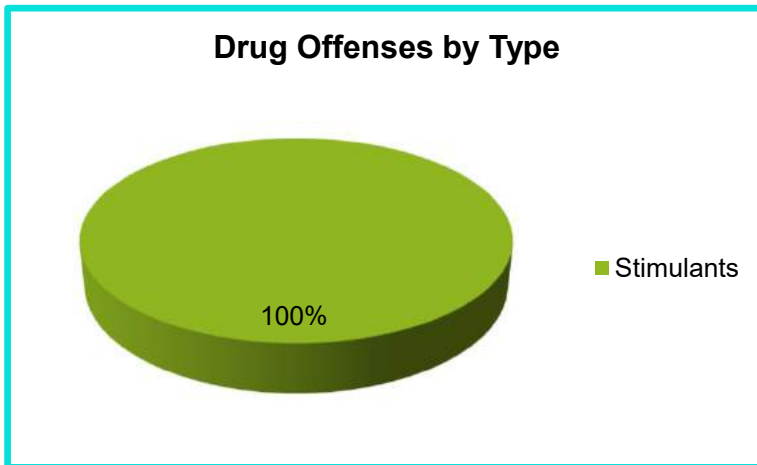
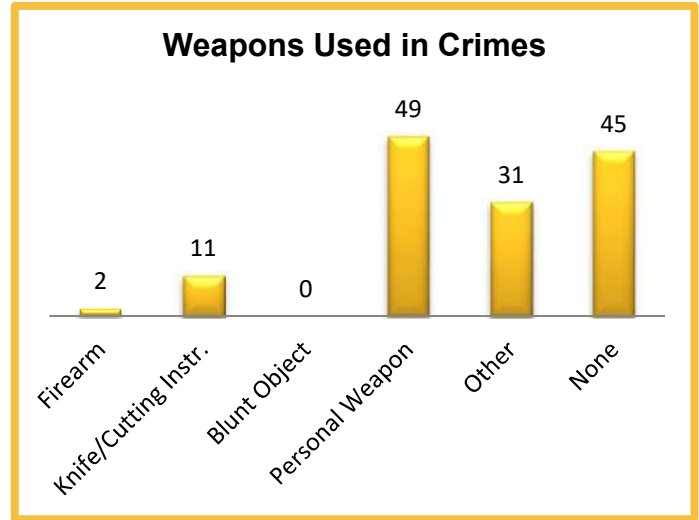
2021 Washington NIBRS Submission Agencies

BATTLE GROUND PD

Continued

2021 Group B Arrests

Offense	Adult	Juvenile
Bad Checks	0	0
Curfew/Vagrancy	0	0
Disorderly Conduct	6	0
Drunkenness	0	0
DUI	48	0
Family Offenses	0	0
Liquor Law Violations	0	2
Peeping Tom	0	0
Trespass	4	1
All Other Offenses	312	25
Total	370	28



2021 Property Values by Type

Type	Value
Seized	\$3
Burned	\$2
Counterfeited/Forged	\$3,686
Destroyed/Damaged	\$332,481
Recovered	\$266,339
Stolen	\$1,230,701
Total	\$1,833,212

2021 Washington NIBRS Submission Agencies

CAMAS PD

Clark County

Population: 26,201
Months Reported: 12

Offense Overview

Offense Total 705
of Cleared Offense 115
Percent Cleared 16.3%

Group A Arrest Overview

Arrest Total 75
Adult Arrest Total 69
Juvenile Arrest Total 6

Group A Offenses	Reported 2020	Reported 2021	% of Change	Crime Rate per 1,000	Total Arrests	DV Offense Totals
Murder	0	0		0.0	0	0
Manslaughter	0	0		0.0	0	0
Rape	4	6	50.0%	0.2	1	3
Sodomy	1	0	-100.0%	0.0	0	0
Sexual Assault w/Object	0	0		0.0	0	0
Fondling	1	4	300.0%	0.2	0	0
Aggravated Assault	3	5	66.7%	0.2	2	1
Simple Assault	63	54	-14.3%	2.1	27	45
Intimidation	11	5	-54.5%	0.2	1	3
Kidnapping	1	1	0.0%	0.0	0	0
Incest	0	0		0.0	0	0
Statutory Rape	0	0		0.0	0	0
Human Trafficking Offenses	0	0		0.0	0	0
Violation of No Contact/Protect.	30	22	-26.7%	0.8	6	18
Robbery	1	1	0.0%	0.0	0	0
Burglary	39	70	79.5%	2.7	7	0
Larceny-Theft Offenses	252	309	22.6%	11.8	16	1
Motor Vehicle Theft	33	48	45.5%	1.8	2	0
Arson	3	2	-33.3%	0.1	0	0
Destruction of Property	93	121	30.1%	4.6	8	5
Counterfeiting/Forgery	3	5	66.7%	0.2	0	0
Fraud Offenses	103	42	-59.2%	1.6	2	0
Embezzlement	0	0		0.0	0	0
Extortion/Blackmail	2	1	-50.0%	0.0	0	0
Bribery	0	0		0.0	0	0
Stolen Property Offenses	1	2	100.0%	0.1	0	0
Animal Cruelty	0	0		0.0	0	0
Drug/Narcotic Violations	13	4	-69.2%	0.2	3	0
Drug Equipment Violations	1	0	-100.0%	0.0	0	0
Gambling Offenses	0	0		0.0	0	0
Pornography	0	0		0.0	0	0
Prostitution Offenses	0	0		0.0	0	0
Weapon Law Violations	5	3	-40.0%	0.1	0	0
Grand Total	663	705	6.3%	26.9	75	76

2021 Washington NIBRS Submission Agencies

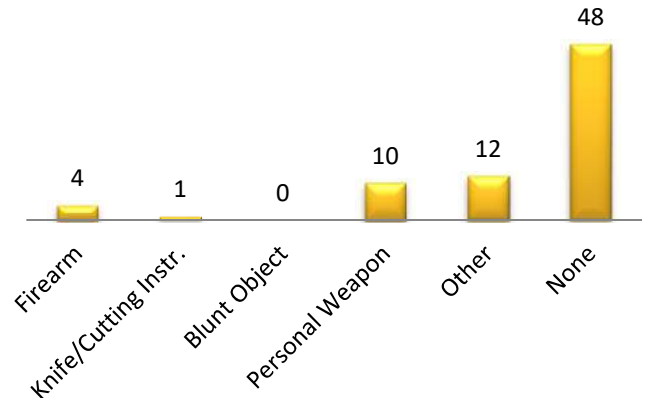
CAMAS PD

Continued

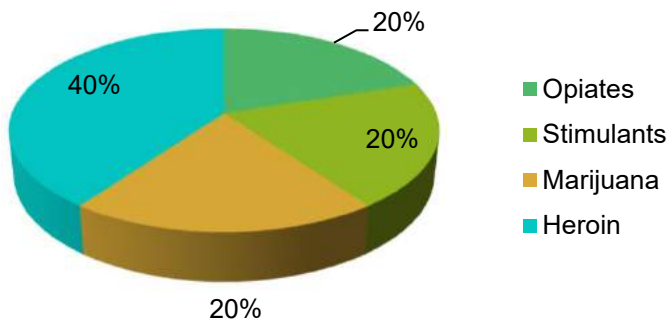
2021 Group B Arrests

Offense	Adult	Juvenile
Bad Checks	0	0
Curfew/Vagrancy	0	0
Disorderly Conduct	0	0
Drunkenness	0	0
DUI	37	1
Family Offenses	0	0
Liquor Law Violations	0	1
Peeping Tom	0	0
Trespass	4	0
All Other Offenses	70	13
Total	111	15

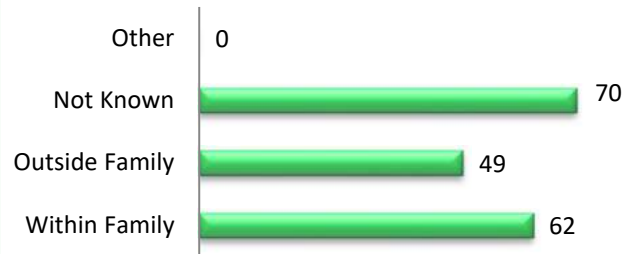
Weapons Used in Crimes



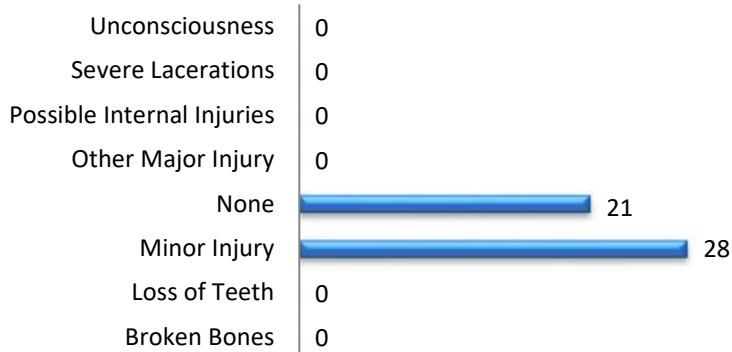
Drug Offenses by Type



Relationship of Victim to Offender



Domestic Violence Injuries



2021 Property Values by Type

Type	Value
Seized	\$5
Burned	\$1,001
Counterfeited/Forged	\$7
Destroyed/Damaged	\$126,992
Recovered	\$161,643
Stolen	\$1,551,832
Total	\$1,841,480

2021 Washington NIBRS Submission Agencies

LA CENTER PD

Clark County

Population: 3,960
Months Reported: 12

Offense Overview

Offense Total 146
of Cleared Offense 30
Percent Cleared 20.5%

Group A Arrest Overview

Arrest Total 27
Adult Arrest Total 18
Juvenile Arrest Total 9

Group A Offenses	Reported 2020	Reported 2021	% of Change	Crime Rate per 1,000	Total Arrests	DV Offense Totals
Murder	0	0		0.0	0	0
Manslaughter	0	0		0.0	0	0
Rape	3	0	-100.0%	0.0	0	0
Sodomy	0	0		0.0	0	0
Sexual Assault w/Object	0	0		0.0	0	0
Fondling	0	1		0.3	0	0
Aggravated Assault	3	1	-66.7%	0.3	0	1
Simple Assault	23	7	-69.6%	1.8	3	5
Intimidation	13	2	-84.6%	0.5	0	1
Kidnapping	0	0		0.0	0	0
Incest	0	0		0.0	0	0
Statutory Rape	0	0		0.0	0	0
Human Trafficking Offenses	0	0		0.0	0	0
Violation of No Contact/Protect.	5	6	20.0%	1.5	4	5
Robbery	0	1		0.3	0	0
Burglary	9	9	0.0%	2.3	2	0
Larceny-Theft Offenses	53	72	35.8%	18.2	4	0
Motor Vehicle Theft	11	19	72.7%	4.8	1	0
Arson	0	1		0.3	6	0
Destruction of Property	11	12	9.1%	3.0	2	1
Counterfeiting/Forgery	3	0	-100.0%	0.0	0	0
Fraud Offenses	15	5	-66.7%	1.3	0	0
Embezzlement	0	0		0.0	0	0
Extortion/Blackmail	0	0		0.0	0	0
Bribery	0	0		0.0	0	0
Stolen Property Offenses	3	3	0.0%	0.8	2	0
Animal Cruelty	0	0		0.0	0	0
Drug/Narcotic Violations	21	4	-81.0%	1.0	1	0
Drug Equipment Violations	12	1	-91.7%	0.3	0	0
Gambling Offenses	1	0	-100.0%	0.0	0	0
Pornography	0	1		0.3	2	0
Prostitution Offenses	0	0		0.0	0	0
Weapon Law Violations	2	1	-50.0%	0.3	0	0
Grand Total	188	146	-22.3%	36.9	27	13

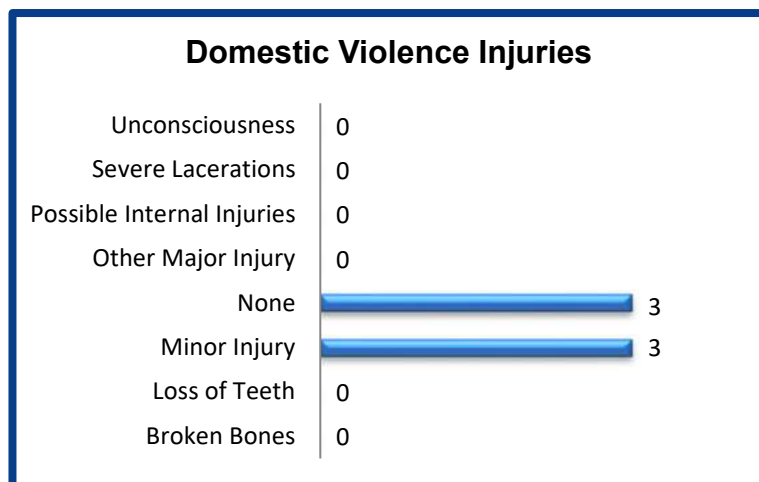
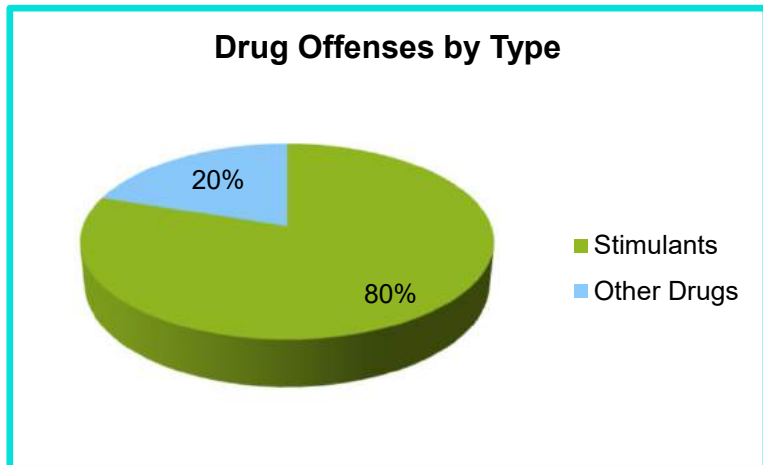
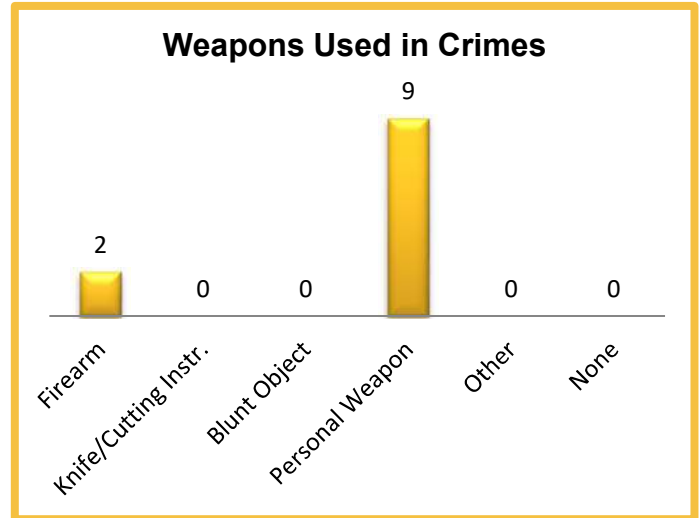
2021 Washington NIBRS Submission Agencies

LA CENTER PD

Continued

2021 Group B Arrests

Offense	Adult	Juvenile
Bad Checks	0	0
Curfew/Vagrancy	0	0
Disorderly Conduct	0	0
Drunkenness	0	0
DUI	4	0
Family Offenses	0	0
Liquor Law Violations	0	0
Peeping Tom	0	0
Trespass	1	5
All Other Offenses	25	1
Total	30	6



2021 Property Values by Type

Type	Value
Seized	\$15
Burned	\$1
Counterfeited/Forged	\$0
Destroyed/Damaged	\$3,492
Recovered	\$94,709
Stolen	\$524,129
Total	\$622,346

2021 Washington NIBRS Submission Agencies

RIDGEFIELD PD

Clark County

Population: 11,566
Months Reported: 12

Offense Overview

Offense Total 507
of Cleared Offense 174
Percent Cleared 34.3%

Group A Arrest Overview

Arrest Total 115
Adult Arrest Total 98
Juvenile Arrest Total 17

Group A Offenses	Reported 2020	Reported 2021	% of Change	Crime Rate per 1,000	Total Arrests	DV Offense Totals
Murder	0	0		0.0	0	0
Manslaughter	0	0		0.0	0	0
Rape	1	3	200.0%	0.3	0	1
Sodomy	0	1		0.1	0	1
Sexual Assault w/Object	0	0		0.0	1	0
Fondling	1	4	300.0%	0.3	2	3
Aggravated Assault	6	3	-50.0%	0.3	2	3
Simple Assault	32	45	40.6%	3.9	29	35
Intimidation	6	8	33.3%	0.7	3	4
Kidnapping	1	1	0.0%	0.1	0	1
Incest	0	0		0.0	0	0
Statutory Rape	0	0		0.0	0	0
Human Trafficking Offenses	0	0		0.0	0	0
Violation of No Contact/Protect.	15	24	60.0%	2.1	14	22
Robbery	0	0		0.0	0	0
Burglary	33	43	30.3%	3.7	4	2
Larceny-Theft Offenses	189	207	9.5%	17.9	29	2
Motor Vehicle Theft	14	20	42.9%	1.7	5	0
Arson	1	0	-100.0%	0.0	0	0
Destruction of Property	86	68	-20.9%	5.9	5	14
Counterfeiting/Forgery	2	3	50.0%	0.3	0	0
Fraud Offenses	80	52	-35.0%	4.5	5	1
Embezzlement	0	0		0.0	0	0
Extortion/Blackmail	1	0	-100.0%	0.0	0	0
Bribery	0	0		0.0	0	0
Stolen Property Offenses	2	12	500.0%	1.0	6	0
Animal Cruelty	0	0		0.0	0	0
Drug/Narcotic Violations	16	11	-31.3%	1.0	10	0
Drug Equipment Violations	2	1	-50.0%	0.1	0	0
Gambling Offenses	0	0		0.0	0	0
Pornography	0	0		0.0	0	0
Prostitution Offenses	0	0		0.0	0	0
Weapon Law Violations	2	1	-50.0%	0.1	0	0
Grand Total	490	507	3.5%	43.8	115	89

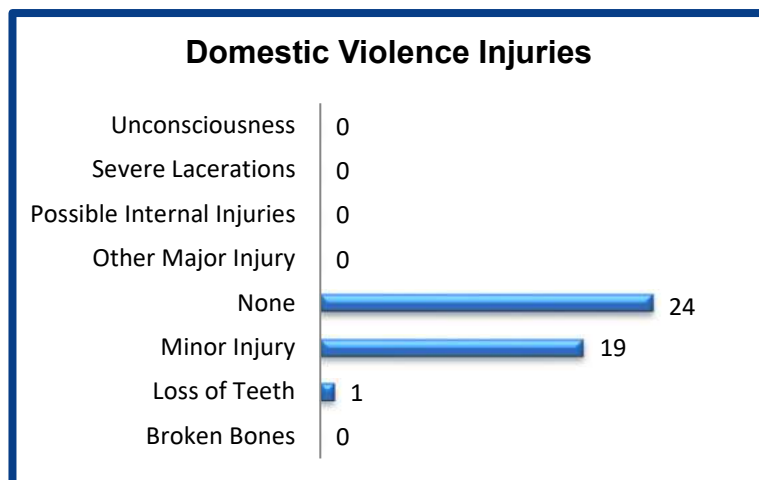
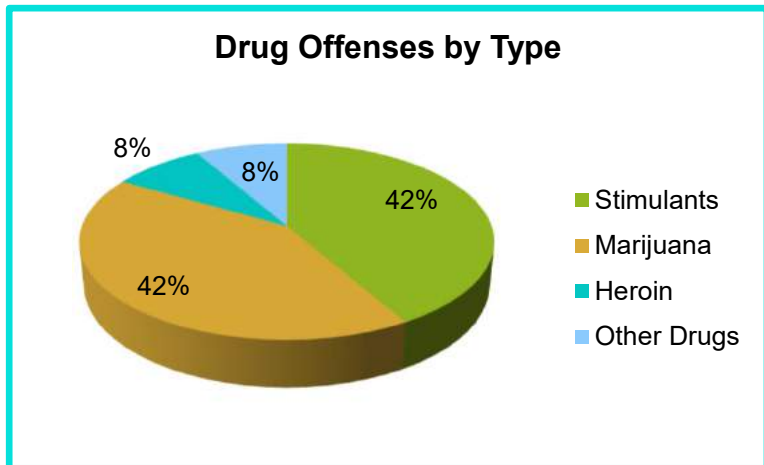
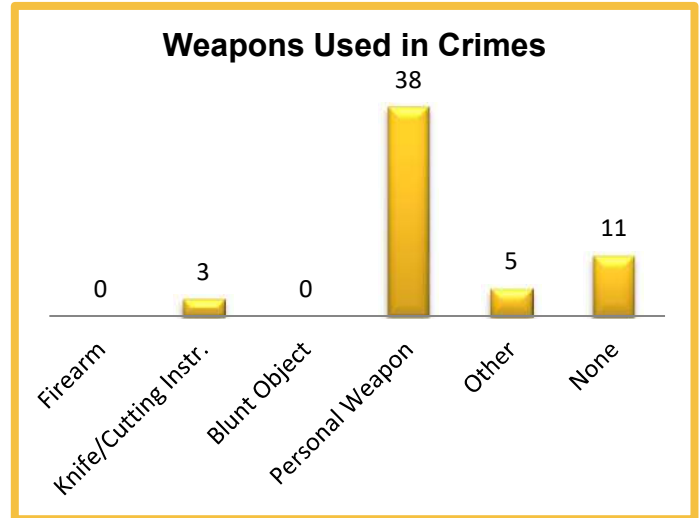
2021 Washington NIBRS Submission Agencies

RIDGEFIELD PD

Continued

2021 Group B Arrests

Offense	Adult	Juvenile
Bad Checks	0	0
Curfew/Vagrancy	0	0
Disorderly Conduct	4	0
Drunkenness	0	0
DUI	18	2
Family Offenses	3	0
Liquor Law Violations	1	1
Peeping Tom	0	0
Trespass	0	0
All Other Offenses	61	3
Total	87	6



2021 Property Values by Type

Type	Value
Seized	\$144
Burned	\$0
Counterfeited/Forged	\$1
Destroyed/Damaged	\$98,849
Recovered	\$273,870
Stolen	\$823,500
Total	\$1,196,364

2021 Washington NIBRS Submission Agencies

VANCOUVER PD

Clark County

Population: 194,600
Months Reported: 12

Offense Overview

Offense Total 21,490
of Cleared Offense 1,715
Percent Cleared 8.0%

Group A Arrest Overview

Arrest Total 1,189
Adult Arrest Total 1,144
Juvenile Arrest Total 45

Group A Offenses	Reported 2020	Reported 2021	% of Change	Crime Rate per 1,000	Total Arrests	DV Offense Totals
Murder	5	12	140.0%	0.1	3	2
Manslaughter	1	1	0.0%	0.0	0	0
Rape	129	125	-3.1%	0.6	3	35
Sodomy	18	21	16.7%	0.1	0	6
Sexual Assault w/Object	0	0		0.0	0	0
Fondling	92	163	77.2%	0.8	4	34
Aggravated Assault	606	778	28.4%	4.0	124	229
Simple Assault	2,048	2,283	11.5%	11.7	301	1,210
Intimidation	1,120	1,416	26.4%	7.3	76	419
Kidnapping	98	112	14.3%	0.6	16	71
Incest	2	0	-100.0%	0.0	0	0
Statutory Rape	1	0	-100.0%	0.0	0	0
Human Trafficking Offenses	2	7	250.0%	0.0	3	0
Violation of No Contact/Protect.	355	849	139.2%	4.4	141	727
Robbery	178	231	29.8%	1.2	31	22
Burglary	1,170	1,401	19.7%	7.2	129	129
Larceny-Theft Offenses	5,472	7,105	29.8%	36.5	135	143
Motor Vehicle Theft	1,249	1,950	56.1%	10.0	22	29
Arson	62	62	0.0%	0.3	6	5
Destruction of Property	2,537	3,370	32.8%	17.3	86	303
Counterfeiting/Forgery	231	228	-1.3%	1.2	9	7
Fraud Offenses	801	666	-16.9%	3.4	8	23
Embezzlement	0	0		0.0	0	0
Extortion/Blackmail	2	33	1550.0%	0.2	1	2
Bribery	1	0	-100.0%	0.0	0	0
Stolen Property Offenses	208	235	13.0%	1.2	53	1
Animal Cruelty	1	10	900.0%	0.1	1	0
Drug/Narcotic Violations	358	81	-77.4%	0.4	15	0
Drug Equipment Violations	10	8	-20.0%	0.0	1	0
Gambling Offenses	0	0		0.0	0	0
Pornography	8	59	637.5%	0.3	3	0
Prostitution Offenses	2	22	1000.0%	0.1	0	0
Weapon Law Violations	171	262	53.2%	1.3	18	0
Grand Total	16,938	21,490	26.9%	110.4	1,189	3,397

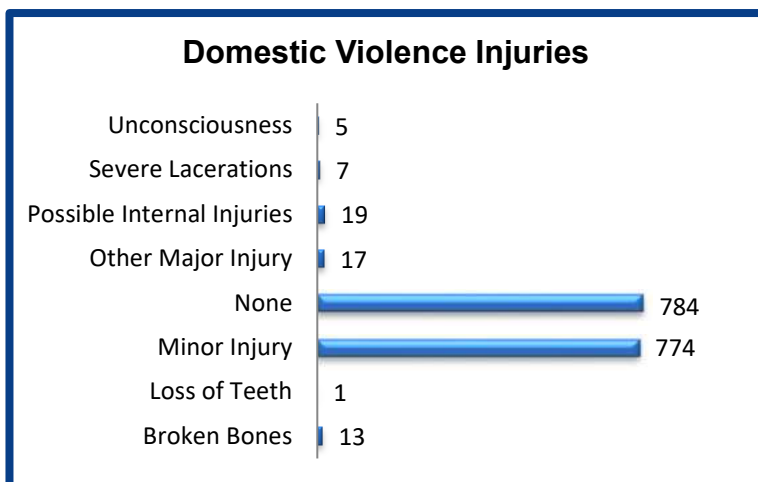
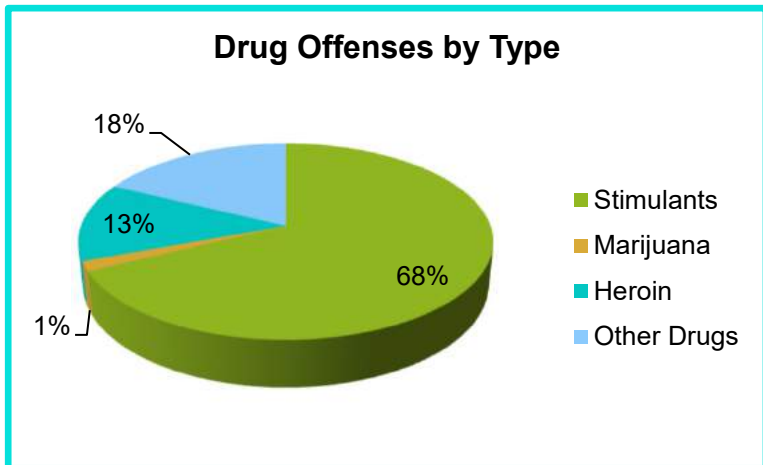
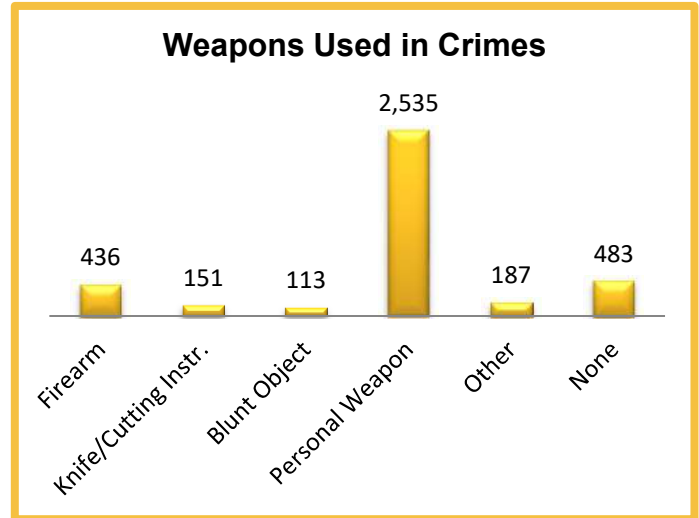
2021 Washington NIBRS Submission Agencies

VANCOUVER PD

Continued

2021 Group B Arrests

Offense	Adult	Juvenile
Bad Checks	0	0
Curfew/Vagrancy	0	0
Disorderly Conduct	21	0
Drunkenness	0	0
DUI	286	1
Family Offenses	0	0
Liquor Law Violations	0	0
Peeping Tom	0	0
Trespass	53	1
All Other Offenses	74	2
Total	434	4



2021 Property Values by Type

Type	Value
Seized	\$48,240
Burned	\$250,951
Counterfeited/Forged	\$1,021,597
Destroyed/Damaged	\$3,285,001
Recovered	\$1,809,895
Stolen	\$35,280,121
Total	\$41,695,805

2021 Washington NIBRS Submission Agencies

WASHOUGAL PD

Clark County

Population: 16,950
Months Reported: 12

Offense Overview

Offense Total 752
of Cleared Offense 198
Percent Cleared 26.3%

Group A Arrest Overview

Arrest Total 153
Adult Arrest Total 137
Juvenile Arrest Total 16

Group A Offenses	Reported 2020	Reported 2021	% of Change	Crime Rate per 1,000	Total Arrests	DV Offense Totals
Murder	1	1	0.0%	0.1	0	1
Manslaughter	0	0		0.0	0	0
Rape	17	15	-11.8%	0.9	2	5
Sodomy	0	1		0.1	0	0
Sexual Assault w/Object	0	0		0.0	0	0
Fondling	6	6	0.0%	0.4	0	2
Aggravated Assault	16	23	43.8%	1.4	7	8
Simple Assault	119	104	-12.6%	6.1	49	75
Intimidation	46	44	-4.3%	2.6	4	12
Kidnapping	5	4	-20.0%	0.2	2	2
Incest	0	1		0.1	0	1
Statutory Rape	0	0		0.0	0	0
Human Trafficking Offenses	0	0		0.0	0	0
Violation of No Contact/Protect.	47	41	-12.8%	2.4	20	34
Robbery	3	4	33.3%	0.2	3	0
Burglary	37	37	0.0%	2.2	7	4
Larceny-Theft Offenses	251	223	-11.2%	13.2	28	5
Motor Vehicle Theft	26	42	61.5%	2.5	2	0
Arson	0	5		0.3	0	0
Destruction of Property	107	117	9.3%	6.9	10	5
Counterfeiting/Forgery	9	7	-22.2%	0.4	1	0
Fraud Offenses	56	28	-50.0%	1.7	2	0
Embezzlement	0	0		0.0	0	0
Extortion/Blackmail	0	1		0.1	0	0
Bribery	1	0	-100.0%	0.0	0	0
Stolen Property Offenses	24	21	-12.5%	1.2	8	0
Animal Cruelty	2	2	0.0%	0.1	1	0
Drug/Narcotic Violations	62	11	-82.3%	0.6	6	0
Drug Equipment Violations	25	2	-92.0%	0.1	0	0
Gambling Offenses	0	0		0.0	0	0
Pornography	0	0		0.0	0	0
Prostitution Offenses	1	0	-100.0%	0.0	0	0
Weapon Law Violations	6	12	100.0%	0.7	1	0
Grand Total	867	752	-13.3%	44.4	153	154

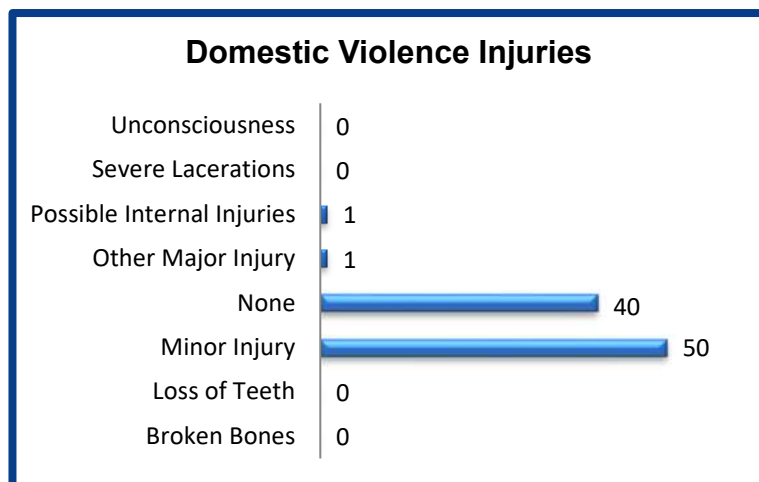
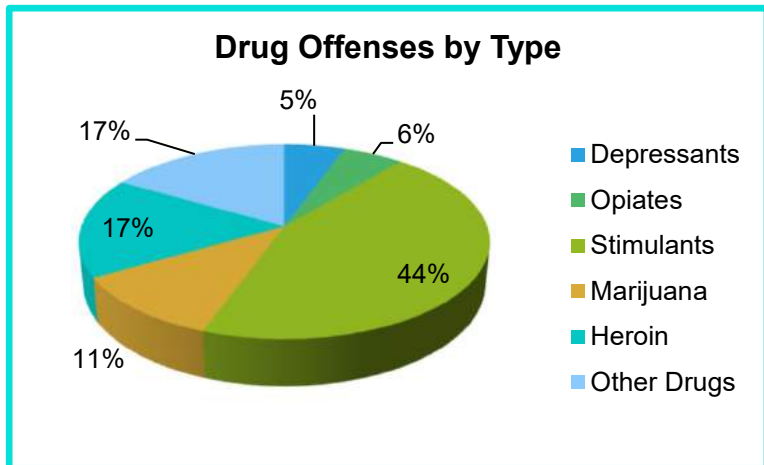
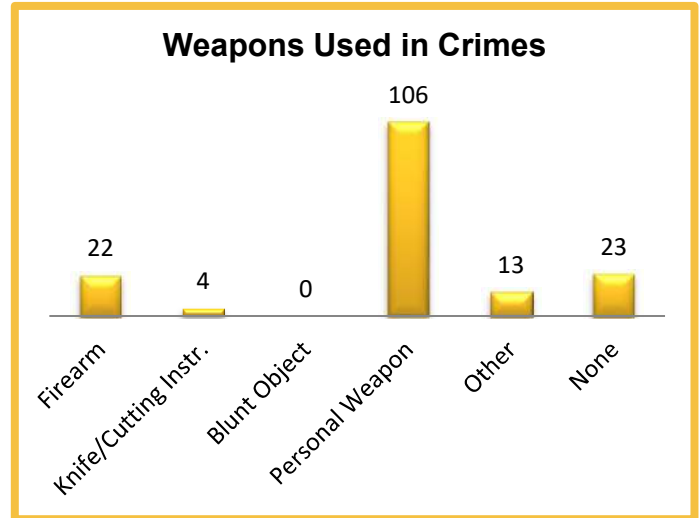
2021 Washington NIBRS Submission Agencies

WASHOUGAL PD

Continued

2021 Group B Arrests

Offense	Adult	Juvenile
Bad Checks	0	0
Curfew/Vagrancy	0	0
Disorderly Conduct	0	0
Drunkenness	0	0
DUI	28	0
Family Offenses	0	0
Liquor Law Violations	0	1
Peeping Tom	0	0
Trespass	5	0
All Other Offenses	205	5
Total	238	6



2021 Property Values by Type

Type	Value
Seized	\$4
Burned	\$16,251
Counterfeited/Forged	\$8,007
Destroyed/Damaged	\$161,223
Recovered	\$301,077
Stolen	\$972,959
Total	\$1,459,521

2021 Washington NIBRS Submission Agencies

WSU PD -VANCOUVER

Clark County

Population: 0
Months Reported: 10

Offense Overview

Offense Total 0
of Cleared Offense 0
Percent Cleared

Group A Arrest Overview

Arrest Total 0
Adult Arrest Total 0
Juvenile Arrest Total 0

Group A Offenses	Reported 2020	Reported 2021	% of Change*	Crime Rate per 1,000	Total Arrests	DV Offense Totals
Murder	0	0		0.0	0	0
Manslaughter	0	0		0.0	0	0
Rape	0	0		0.0	0	0
Sodomy	0	0		0.0	0	0
Sexual Assault w/Object	0	0		0.0	0	0
Fondling	0	0		0.0	0	0
Aggravated Assault	0	0		0.0	0	0
Simple Assault	0	0		0.0	0	0
Intimidation	0	0		0.0	0	0
Kidnapping	0	0		0.0	0	0
Incest	0	0		0.0	0	0
Statutory Rape	0	0		0.0	0	0
Human Trafficking Offenses	0	0		0.0	0	0
Violation of No Contact/Protect.	0	0		0.0	0	0
Robbery	1	0		0.0	0	0
Burglary	3	0		0.0	0	0
Larceny-Theft Offenses	0	0		0.0	0	0
Motor Vehicle Theft	0	0		0.0	0	0
Arson	0	0		0.0	0	0
Destruction of Property	0	0		0.0	0	0
Counterfeiting/Forgery	0	0		0.0	0	0
Fraud Offenses	0	0		0.0	0	0
Embezzlement	0	0		0.0	0	0
Extortion/Blackmail	0	0		0.0	0	0
Bribery	0	0		0.0	0	0
Stolen Property Offenses	0	0		0.0	0	0
Animal Cruelty	0	0		0.0	0	0
Drug/Narcotic Violations	0	0		0.0	0	0
Drug Equipment Violations	0	0		0.0	0	0
Gambling Offenses	0	0		0.0	0	0
Pornography	0	0		0.0	0	0
Prostitution Offenses	0	0		0.0	0	0
Weapon Law Violations	0	0		0.0	0	0
Grand Total	4	0		0.0	0	0

* Please see #10 in the NIBRS Individual Agency Page Table Legend on page 88

2021 Washington NIBRS Submission Agencies

WSU PD -VANCOUVER

Continued

2021 Group B Arrests

Offense	Adult	Juvenile
Bad Checks	0	0
Curfew/Vagrancy	0	0
Disorderly Conduct	0	0
Drunkenness	0	0
DUI	0	0
Family Offenses	0	0
Liquor Law Violations	0	0
Peeping Tom	0	0
Trespass	0	0
All Other Offenses	0	0
Total	0	0

Weapons Used in Crimes

No Weapons
Reported

Drug Offenses by Type

No Drug Offenses by Type
Reported

Relationship of Victim to Offender

No Relationships
Reported

Domestic Violence Injuries

No Domestic Violence
Injuries Reported

2021 Property Values by Type

Type	Value
Seized	0
Burned	0
Counterfeited/Forged	0
Destroyed/Damaged	0
Recovered	0
Stolen	0
Total	\$0

2021 Washington NIBRS Submission Agencies

COLUMBIA SO

Columbia County

Population: 4,200
Months Reported: 12

Offense Overview

Offense Total 124
of Cleared Offense 13
Percent Cleared 10.5%

Group A Arrest Overview

Arrest Total 12
Adult Arrest Total 10
Juvenile Arrest Total 2

Group A Offenses	Reported 2020	Reported 2021	% of Change	Crime Rate per 1,000	Total Arrests	DV Offense Totals
Murder	0	0		0.0	0	0
Manslaughter	0	0		0.0	0	0
Rape	0	0		0.0	0	0
Sodomy	0	0		0.0	0	0
Sexual Assault w/Object	0	0		0.0	0	0
Fondling	0	0		0.0	0	0
Aggravated Assault	3	2	-33.3%	0.5	0	1
Simple Assault	27	22	-18.5%	5.2	3	12
Intimidation	15	10	-33.3%	2.4	2	2
Kidnapping	0	0		0.0	0	0
Incest	0	0		0.0	0	0
Statutory Rape	0	0		0.0	0	0
Human Trafficking Offenses	0	0		0.0	0	0
Violation of No Contact/Protect.	15	11	-26.7%	2.6	1	7
Robbery	0	1		0.2	0	0
Burglary	32	18	-43.8%	4.3	3	1
Larceny-Theft Offenses	36	30	-16.7%	7.1	0	1
Motor Vehicle Theft	4	6	50.0%	1.4	1	0
Arson	0	0		0.0	0	0
Destruction of Property	18	19	5.6%	4.5	1	1
Counterfeiting/Forgery	0	0		0.0	1	0
Fraud Offenses	1	3	200.0%	0.7	0	0
Embezzlement	0	0		0.0	0	0
Extortion/Blackmail	0	0		0.0	0	0
Bribery	0	0		0.0	0	0
Stolen Property Offenses	2	2	0.0%	0.5	0	0
Animal Cruelty	0	0		0.0	0	0
Drug/Narcotic Violations	1	0	-100.0%	0.0	0	0
Drug Equipment Violations	1	0	-100.0%	0.0	0	0
Gambling Offenses	0	0		0.0	0	0
Pornography	0	0		0.0	0	0
Prostitution Offenses	0	0		0.0	0	0
Weapon Law Violations	0	0		0.0	0	0
Grand Total	155	124	-20.0%	29.5	12	25

2021 Washington NIBRS Submission Agencies

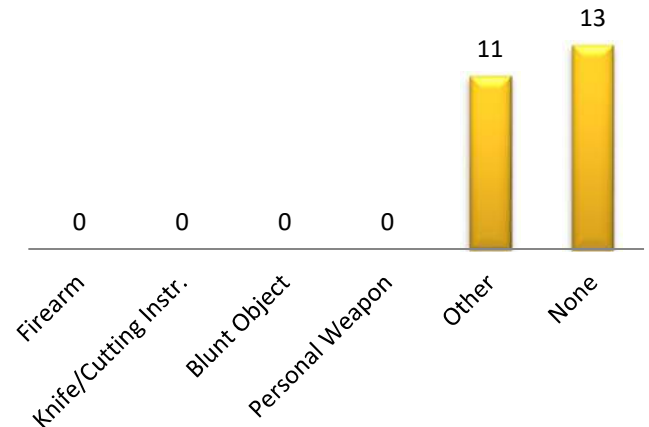
COLUMBIA SO

Continued

2021 Group B Arrests

Offense	Adult	Juvenile
Bad Checks	0	0
Curfew/Vagrancy	0	0
Disorderly Conduct	0	0
Drunkenness	0	0
DUI	1	0
Family Offenses	0	0
Liquor Law Violations	0	0
Peeping Tom	0	0
Trespass	3	0
All Other Offenses	1	0
Total	5	0

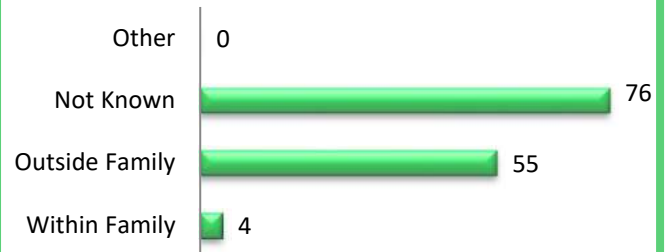
Weapons Used in Crimes



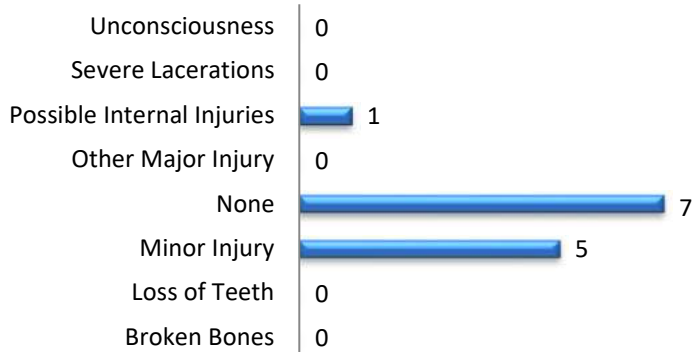
Drug Offenses by Type

No Drug Offenses by Type Reported

Relationship of Victim to Offender



Domestic Violence Injuries



2021 Property Values by Type

Type	Value
Seized	\$0
Burned	\$0
Counterfeited/Forged	\$0
Destroyed/Damaged	\$1,536
Recovered	\$6,000
Stolen	\$38,330
Total	\$45,866

2021 Washington NIBRS Submission Agencies

COWLITZ SO

Cowlitz County

Population: 49,105
Months Reported: 12

Offense Overview

Offense Total 1,304
of Cleared Offense 573
Percent Cleared 43.9%

Group A Arrest Overview

Arrest Total 469
Adult Arrest Total 438
Juvenile Arrest Total 31

Group A Offenses	Reported 2020	Reported 2021	% of Change	Crime Rate per 1,000	Total Arrests	DV Offense Totals
Murder	0	2		0.0	1	0
Manslaughter	0	0		0.0	1	0
Rape	14	21	50.0%	0.4	4	8
Sodomy	0	1		0.0	0	1
Sexual Assault w/Object	0	0		0.0	0	0
Fondling	15	7	-53.3%	0.1	3	2
Aggravated Assault	38	32	-15.8%	0.7	31	11
Simple Assault	201	216	7.5%	4.4	142	136
Intimidation	35	57	62.9%	1.2	24	16
Kidnapping	5	1	-80.0%	0.0	2	1
Incest	0	1		0.0	0	1
Statutory Rape	0	0		0.0	0	0
Human Trafficking Offenses	0	0		0.0	0	0
Violation of No Contact/Protect.	89	97	9.0%	2.0	50	75
Robbery	1	8	700.0%	0.2	3	1
Burglary	131	134	2.3%	2.7	31	9
Larceny-Theft Offenses	201	247	22.9%	5.0	57	6
Motor Vehicle Theft	63	82	30.2%	1.7	2	1
Arson	5	9	80.0%	0.2	2	0
Destruction of Property	100	111	11.0%	2.3	21	27
Counterfeiting/Forgery	13	9	-30.8%	0.2	2	1
Fraud Offenses	69	77	11.6%	1.6	13	1
Embezzlement	1	4	300.0%	0.1	0	0
Extortion/Blackmail	5	0	-100.0%	0.0	0	0
Bribery	0	0		0.0	0	0
Stolen Property Offenses	34	67	97.1%	1.4	36	2
Animal Cruelty	0	0		0.0	0	0
Drug/Narcotic Violations	129	44	-65.9%	0.9	21	0
Drug Equipment Violations	24	27	12.5%	0.5	13	0
Gambling Offenses	0	0		0.0	0	0
Pornography	2	3	50.0%	0.1	3	0
Prostitution Offenses	0	0		0.0	0	0
Weapon Law Violations	33	47	42.4%	1.0	7	0
Grand Total	1,208	1,304	7.9%	26.6	469	299

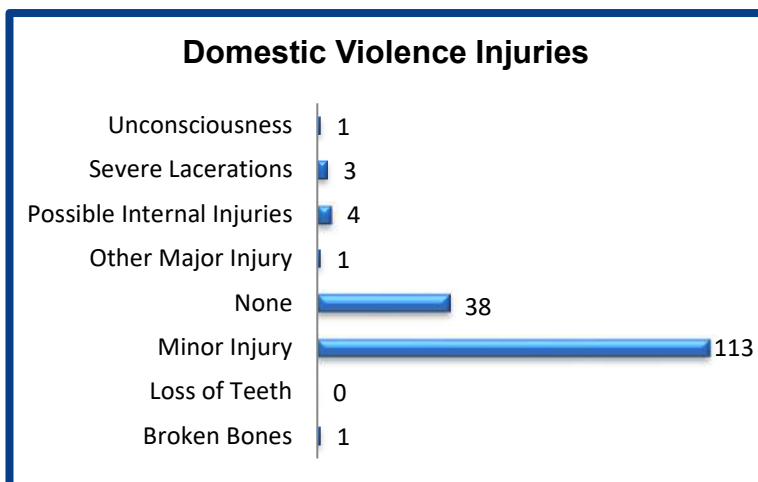
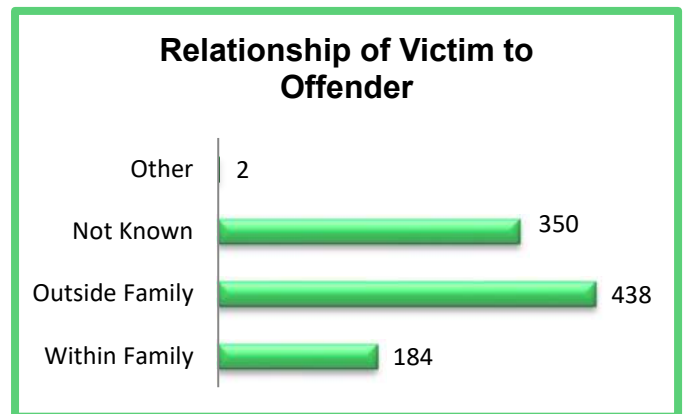
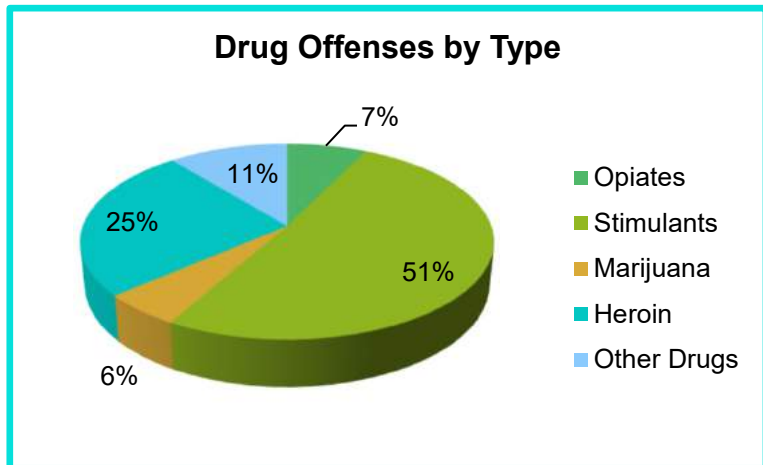
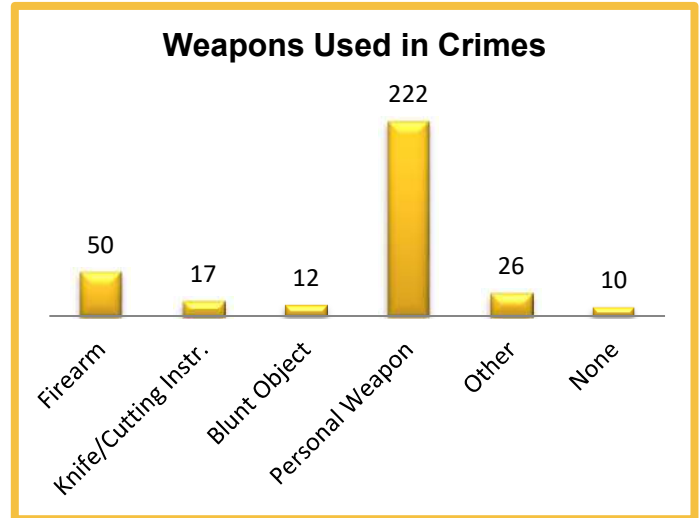
2021 Washington NIBRS Submission Agencies

COWLITZ SO

Continued

2021 Group B Arrests

Offense	Adult	Juvenile
Bad Checks	0	0
Curfew/Vagrancy	0	0
Disorderly Conduct	7	1
Drunkenness	0	0
DUI	65	1
Family Offenses	2	0
Liquor Law Violations	1	0
Peeping Tom	1	0
Trespass	14	0
All Other Offenses	306	0
Total	396	2



2021 Property Values by Type

Type	Value
Seized	\$60,026
Burned	\$773,353
Counterfeited/Forged	\$203
Destroyed/Damaged	\$513,830
Recovered	\$723,545
Stolen	\$2,240,096
Total	\$4,311,053

2021 Washington NIBRS Submission Agencies

CASTLE ROCK PD

Cowlitz County

Population: 2,250
Months Reported: 12

Offense Overview

Offense Total 141
of Cleared Offense 45
Percent Cleared 31.9%

Group A Arrest Overview

Arrest Total 46
Adult Arrest Total 36
Juvenile Arrest Total 10

Group A Offenses	Reported 2020	Reported 2021	% of Change	Crime Rate per 1,000	Total Arrests	DV Offense Totals
Murder	0	0		0.0	0	0
Manslaughter	0	0		0.0	0	0
Rape	2	2	0.0%	0.9	1	1
Sodomy	0	0		0.0	0	0
Sexual Assault w/Object	0	0		0.0	0	0
Fondling	1	0	-100.0%	0.0	0	0
Aggravated Assault	7	6	-14.3%	2.7	5	1
Simple Assault	14	21	50.0%	9.3	12	8
Intimidation	4	5	25.0%	2.2	1	1
Kidnapping	0	0		0.0	0	0
Incest	0	0		0.0	0	0
Statutory Rape	0	0		0.0	0	0
Human Trafficking Offenses	0	0		0.0	0	0
Violation of No Contact/Protect.	5	8	60.0%	3.6	3	7
Robbery	0	1		0.4	2	0
Burglary	2	6	200.0%	2.7	2	1
Larceny-Theft Offenses	34	40	17.6%	17.8	7	0
Motor Vehicle Theft	6	5	-16.7%	2.2	0	1
Arson	0	0		0.0	0	0
Destruction of Property	16	25	56.3%	11.1	1	1
Counterfeiting/Forgery	1	1	0.0%	0.4	0	0
Fraud Offenses	9	5	-44.4%	2.2	1	0
Embezzlement	0	1		0.4	0	0
Extortion/Blackmail	1	0	-100.0%	0.0	0	0
Bribery	0	0		0.0	0	0
Stolen Property Offenses	1	5	400.0%	2.2	4	0
Animal Cruelty	0	0		0.0	0	0
Drug/Narcotic Violations	14	6	-57.1%	2.7	7	0
Drug Equipment Violations	0	0		0.0	0	0
Gambling Offenses	0	0		0.0	0	0
Pornography	0	0		0.0	0	0
Prostitution Offenses	0	0		0.0	0	0
Weapon Law Violations	2	4	100.0%	1.8	0	0
Grand Total	119	141	18.5%	62.7	46	21

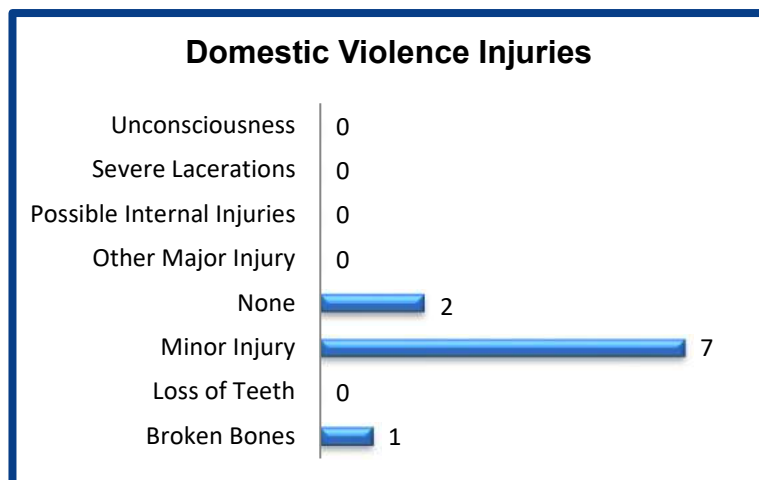
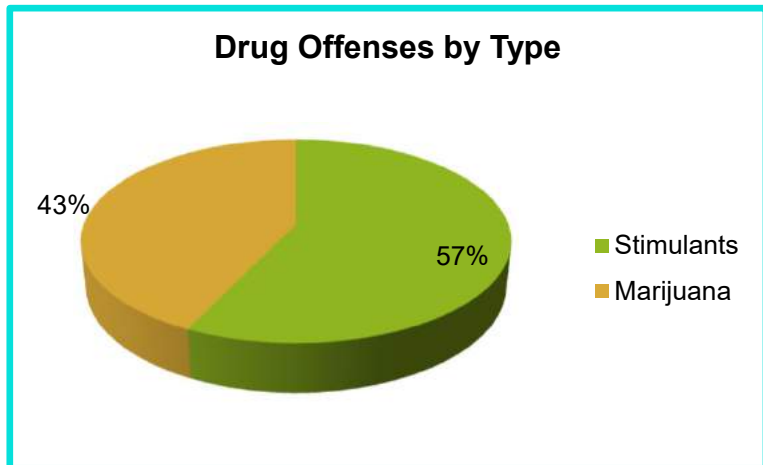
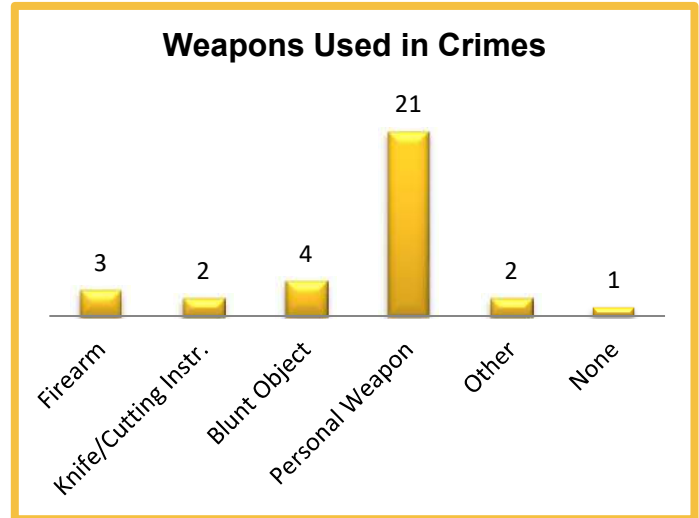
2021 Washington NIBRS Submission Agencies

CASTLE ROCK PD

Continued

2021 Group B Arrests

Offense	Adult	Juvenile
Bad Checks	0	0
Curfew/Vagrancy	0	0
Disorderly Conduct	2	0
Drunkenness	0	0
DUI	9	0
Family Offenses	0	0
Liquor Law Violations	0	0
Peeping Tom	0	0
Trespass	2	0
All Other Offenses	24	0
Total	37	0



2021 Property Values by Type

Type	Value
Seized	\$8,000
Burned	\$0
Counterfeited/Forged	\$20
Destroyed/Damaged	\$25,464
Recovered	\$29,120
Stolen	\$100,185
Total	\$162,789

2021 Washington NIBRS Submission Agencies

KALAMA PD

Cowlitz County

Population: 3,065
Months Reported: 12

Offense Overview

Offense Total 179
of Cleared Offense 11
Percent Cleared 6.1%

Group A Arrest Overview

Arrest Total 9
Adult Arrest Total 9
Juvenile Arrest Total 0

Group A Offenses	Reported 2020	Reported 2021	% of Change	Crime Rate per 1,000	Total Arrests	DV Offense Totals
Murder	0	0		0.0	0	0
Manslaughter	0	0		0.0	0	0
Rape	0	1		0.3	0	1
Sodomy	0	0		0.0	0	0
Sexual Assault w/Object	0	0		0.0	0	0
Fondling	0	0		0.0	0	0
Aggravated Assault	2	0	-100.0%	0.0	0	0
Simple Assault	9	9	0.0%	2.9	1	5
Intimidation	5	11	120.0%	3.6	0	5
Kidnapping	0	0		0.0	0	0
Incest	0	0		0.0	0	0
Statutory Rape	0	0		0.0	0	0
Human Trafficking Offenses	0	0		0.0	0	0
Violation of No Contact/Protect.	0	9		2.9	3	4
Robbery	0	0		0.0	0	0
Burglary	10	10	0.0%	3.3	1	0
Larceny-Theft Offenses	33	66	100.0%	21.5	1	0
Motor Vehicle Theft	6	8	33.3%	2.6	0	0
Arson	0	1		0.3	0	0
Destruction of Property	11	35	218.2%	11.4	1	2
Counterfeiting/Forgery	5	0	-100.0%	0.0	0	0
Fraud Offenses	8	16	100.0%	5.2	0	0
Embezzlement	0	0		0.0	0	0
Extortion/Blackmail	0	0		0.0	0	0
Bribery	0	0		0.0	0	0
Stolen Property Offenses	7	3	-57.1%	1.0	1	0
Animal Cruelty	0	0		0.0	0	0
Drug/Narcotic Violations	14	4	-71.4%	1.3	0	0
Drug Equipment Violations	1	0	-100.0%	0.0	0	0
Gambling Offenses	0	0		0.0	0	0
Pornography	0	0		0.0	0	0
Prostitution Offenses	0	0		0.0	0	0
Weapon Law Violations	3	6	100.0%	2.0	1	0
Grand Total	114	179	57.0%	58.4	9	17

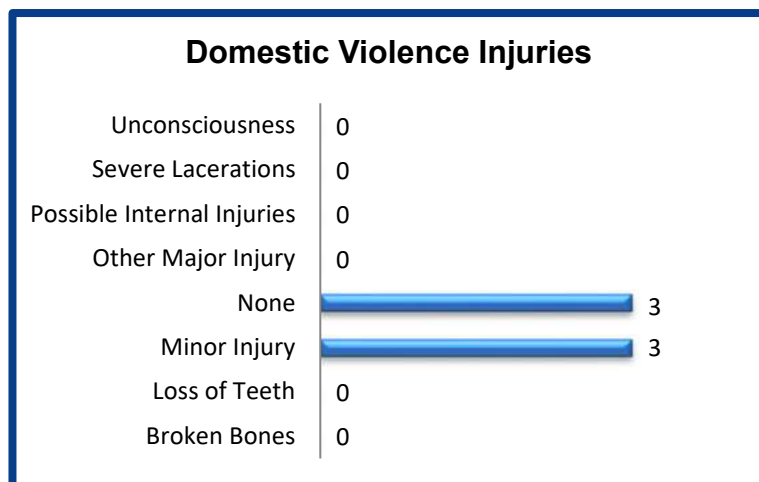
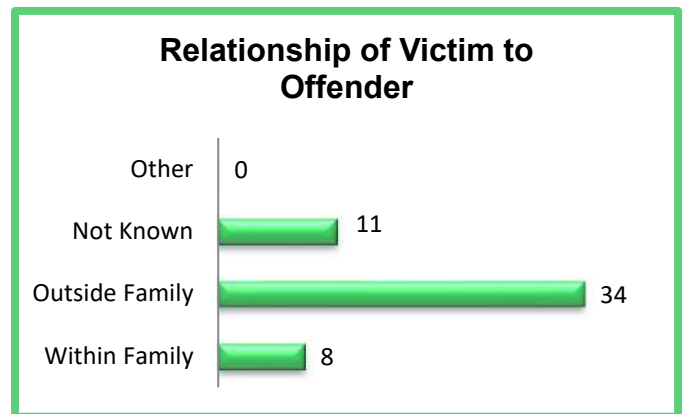
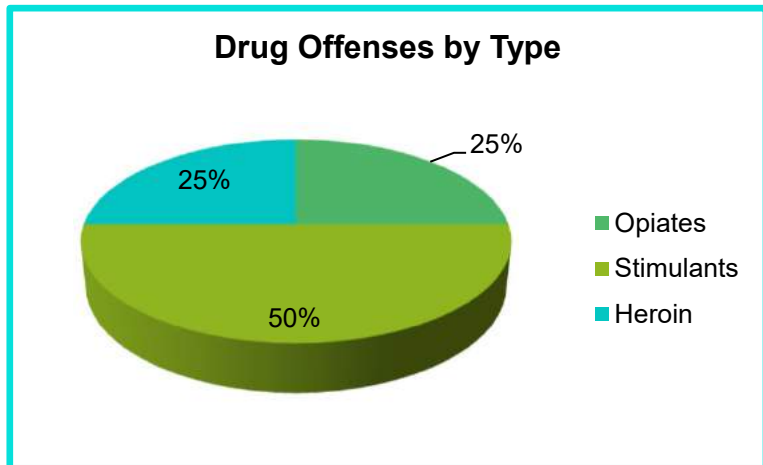
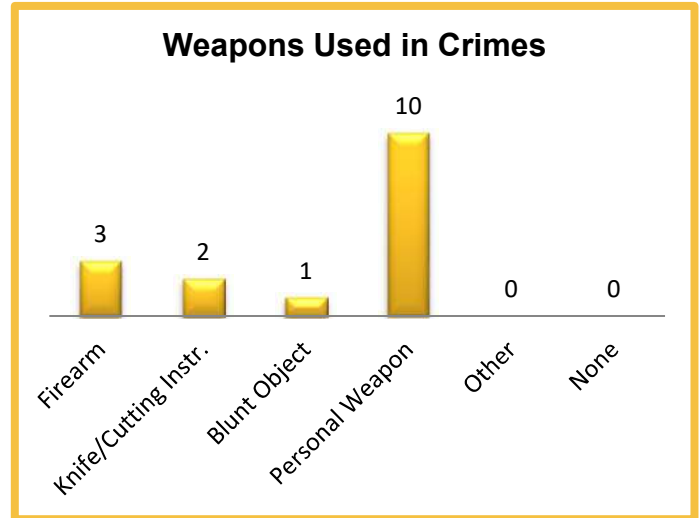
2021 Washington NIBRS Submission Agencies

KALAMA PD

Continued

2021 Group B Arrests

Offense	Adult	Juvenile
Bad Checks	0	0
Curfew/Vagrancy	0	0
Disorderly Conduct	1	0
Drunkenness	0	0
DUI	3	0
Family Offenses	0	0
Liquor Law Violations	0	0
Peeping Tom	0	0
Trespass	1	0
All Other Offenses	21	0
Total	26	0



2021 Property Values by Type

Type	Value
Seized	\$42
Burned	\$250
Counterfeited/Forged	\$0
Destroyed/Damaged	\$80,259
Recovered	\$16,482
Stolen	\$140,991
Total	\$238,024

2021 Washington NIBRS Submission Agencies

KELSO PD

Cowlitz County

Population: 12,410
Months Reported: 12

Offense Overview

Offense Total 1,120
of Cleared Offense 431
Percent Cleared 38.5%

Group A Arrest Overview

Arrest Total 372
Adult Arrest Total 328
Juvenile Arrest Total 44

Group A Offenses	Reported 2020	Reported 2021	% of Change	Crime Rate per 1,000	Total Arrests	DV Offense Totals
Murder	2	1	-50.0%	0.1	2	0
Manslaughter	0	0		0.0	0	0
Rape	19	9	-52.6%	0.7	2	2
Sodomy	0	0		0.0	0	0
Sexual Assault w/Object	0	0		0.0	0	0
Fondling	5	9	80.0%	0.7	3	5
Aggravated Assault	20	18	-10.0%	1.5	15	5
Simple Assault	164	155	-5.5%	12.5	101	84
Intimidation	33	31	-6.1%	2.5	11	11
Kidnapping	0	3		0.2	3	2
Incest	1	0	-100.0%	0.0	0	0
Statutory Rape	0	0		0.0	0	0
Human Trafficking Offenses	0	0		0.0	0	0
Violation of No Contact/Protect.	59	66	11.9%	5.3	35	27
Robbery	5	14	180.0%	1.1	10	1
Burglary	58	56	-3.4%	4.5	13	1
Larceny-Theft Offenses	338	360	6.5%	29.0	82	1
Motor Vehicle Theft	45	58	28.9%	4.7	5	0
Arson	5	6	20.0%	0.5	2	0
Destruction of Property	197	175	-11.2%	14.1	29	25
Counterfeiting/Forgery	20	9	-55.0%	0.7	2	0
Fraud Offenses	56	55	-1.8%	4.4	6	0
Embezzlement	0	0		0.0	0	0
Extortion/Blackmail	1	1	0.0%	0.1	0	0
Bribery	0	0		0.0	0	0
Stolen Property Offenses	7	17	142.9%	1.4	17	0
Animal Cruelty	0	0		0.0	0	0
Drug/Narcotic Violations	85	43	-49.4%	3.5	23	0
Drug Equipment Violations	11	4	-63.6%	0.3	4	0
Gambling Offenses	0	0		0.0	0	0
Pornography	1	0	-100.0%	0.0	0	0
Prostitution Offenses	0	0		0.0	0	0
Weapon Law Violations	20	30	50.0%	2.4	7	0
Grand Total	1,152	1,120	-2.8%	90.2	372	164

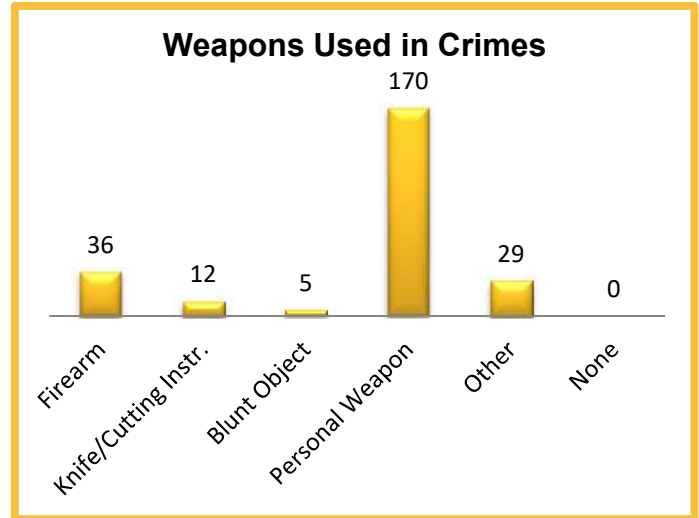
2021 Washington NIBRS Submission Agencies

KELSO PD

Continued

2021 Group B Arrests

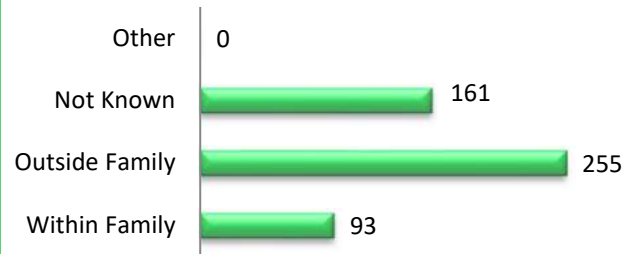
Offense	Adult	Juvenile
Bad Checks	0	0
Curfew/Vagrancy	0	0
Disorderly Conduct	24	0
Drunkenness	0	0
DUI	42	1
Family Offenses	0	0
Liquor Law Violations	6	7
Peeping Tom	0	0
Trespass	62	0
All Other Offenses	404	6
Total	538	14



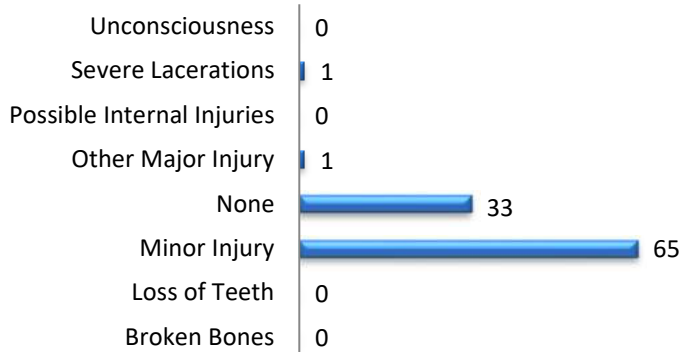
Drug Offenses by Type

**No Drug Offenses by Type
Reported**

Relationship of Victim to Offender



Domestic Violence Injuries



2021 Property Values by Type

Type	Value
Seized	\$302
Burned	\$138,092
Counterfeited/Forged	\$1,163
Destroyed/Damaged	\$314,713
Recovered	\$305,377
Stolen	\$730,700
Total	\$1,490,347

2021 Washington NIBRS Submission Agencies

LONGVIEW PD

Cowlitz County

Population: 38,530
Months Reported: 12

Offense Overview

Offense Total 3,021
of Cleared Offense 1,200
Percent Cleared 39.7%

Group A Arrest Overview

Arrest Total 1,007
Adult Arrest Total 951
Juvenile Arrest Total 56

Group A Offenses	Reported 2020	Reported 2021	% of Change	Crime Rate per 1,000	Total Arrests	DV Offense Totals
Murder	0	3		0.1	2	1
Manslaughter	0	0		0.0	0	0
Rape	23	29	26.1%	0.8	6	6
Sodomy	2	2	0.0%	0.1	0	1
Sexual Assault w/Object	0	0		0.0	0	0
Fondling	23	30	30.4%	0.8	0	15
Aggravated Assault	58	77	32.8%	2.0	55	20
Simple Assault	461	416	-9.8%	10.8	239	233
Intimidation	92	82	-10.9%	2.1	21	22
Kidnapping	4	14	250.0%	0.4	15	11
Incest	0	2		0.1	0	2
Statutory Rape	0	0		0.0	0	0
Human Trafficking Offenses	1	0	-100.0%	0.0	0	0
Violation of No Contact/Protect.	135	150	11.1%	3.9	77	129
Robbery	20	19	-5.0%	0.5	9	2
Burglary	220	173	-21.4%	4.5	48	3
Larceny-Theft Offenses	914	977	6.9%	25.4	321	12
Motor Vehicle Theft	136	184	35.3%	4.8	16	5
Arson	8	14	75.0%	0.4	8	0
Destruction of Property	349	399	14.3%	10.4	52	50
Counterfeiting/Forgery	34	27	-20.6%	0.7	5	1
Fraud Offenses	269	132	-50.9%	3.4	11	2
Embezzlement	1	0	-100.0%	0.0	0	0
Extortion/Blackmail	0	1		0.0	0	0
Bribery	0	0		0.0	0	0
Stolen Property Offenses	28	59	110.7%	1.5	33	1
Animal Cruelty	0	0		0.0	0	0
Drug/Narcotic Violations	329	158	-52.0%	4.1	75	0
Drug Equipment Violations	5	4	-20.0%	0.1	1	0
Gambling Offenses	0	0		0.0	0	0
Pornography	6	4	-33.3%	0.1	0	0
Prostitution Offenses	3	0	-100.0%	0.0	0	0
Weapon Law Violations	52	65	25.0%	1.7	13	0
Grand Total	3,173	3,021	-4.8%	78.4	1,007	516

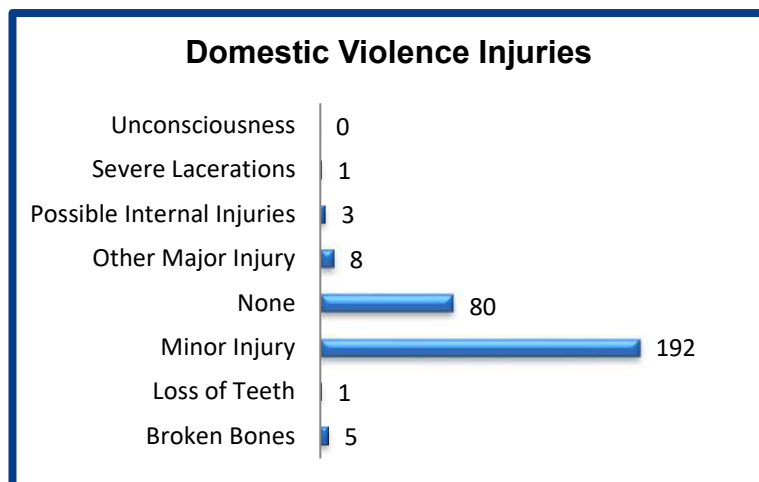
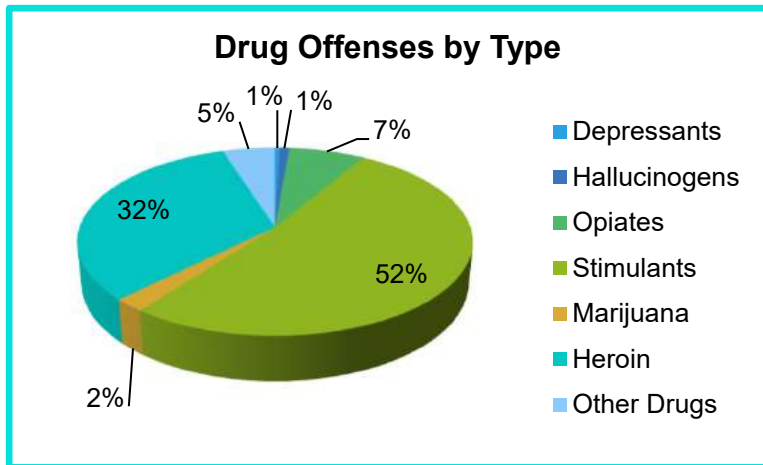
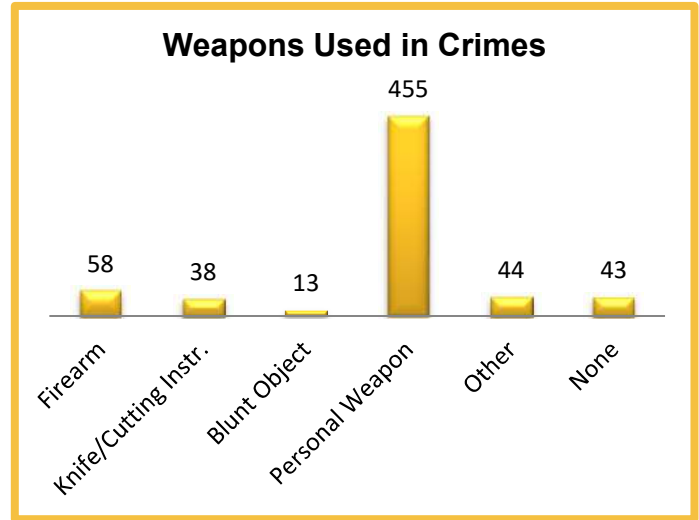
2021 Washington NIBRS Submission Agencies

LONGVIEW PD

Continued

2021 Group B Arrests

Offense	Adult	Juvenile
Bad Checks	0	0
Curfew/Vagrancy	1	0
Disorderly Conduct	37	2
Drunkenness	0	0
DUI	108	0
Family Offenses	0	0
Liquor Law Violations	8	0
Peeping Tom	1	0
Trespass	82	0
All Other Offenses	432	8
Total	669	10



2021 Property Values by Type

Type	Value
Seized	\$179,206
Burned	\$69,335
Counterfeited/Forged	\$3,009
Destroyed/Damaged	\$721,806
Recovered	\$1,504,850
Stolen	\$3,591,425
Total	\$6,069,631

2021 Washington NIBRS Submission Agencies

WOODLAND PD

Cowlitz County

Population: 6,540
Months Reported: 12

Offense Overview

Offense Total 570
of Cleared Offense 130
Percent Cleared 22.8%

Group A Arrest Overview

Arrest Total 107
Adult Arrest Total 107
Juvenile Arrest Total 0

Group A Offenses	Reported 2020	Reported 2021	% of Change*	Crime Rate per 1,000	Total Arrests	DV Offense Totals
Murder	0	0		0.0	0	0
Manslaughter	0	0		0.0	0	0
Rape	0	6		0.9	0	3
Sodomy	0	1		0.2	0	0
Sexual Assault w/Object	0	0		0.0	0	0
Fondling	0	1		0.2	0	0
Aggravated Assault	1	6		0.9	4	2
Simple Assault	16	40		6.1	25	24
Intimidation	2	14		2.1	3	1
Kidnapping	0	0		0.0	0	0
Incest	0	1		0.2	0	0
Statutory Rape	0	0		0.0	0	0
Human Trafficking Offenses	0	0		0.0	0	0
Violation of No Contact/Protect.	3	8		1.2	5	6
Robbery	0	3		0.5	2	0
Burglary	16	72		11.0	11	2
Larceny-Theft Offenses	79	213		32.6	39	0
Motor Vehicle Theft	6	38		5.8	1	0
Arson	0	2		0.3	0	0
Destruction of Property	25	115		17.6	7	6
Counterfeiting/Forgery	5	3		0.5	0	0
Fraud Offenses	11	27		4.1	2	0
Embezzlement	0	1		0.2	0	0
Extortion/Blackmail	0	1		0.2	0	0
Bribery	0	0		0.0	0	0
Stolen Property Offenses	5	10		1.5	6	0
Animal Cruelty	0	0		0.0	0	0
Drug/Narcotic Violations	20	6		0.9	2	0
Drug Equipment Violations	3	2		0.3	0	0
Gambling Offenses	0	0		0.0	0	0
Pornography	1	0		0.0	0	0
Prostitution Offenses	0	0		0.0	0	0
Weapon Law Violations	2	0		0.0	0	0
Grand Total	195	570		87.2	107	44

* Please see #10 in the NIBRS Individual Agency Page Table Legend on page 88

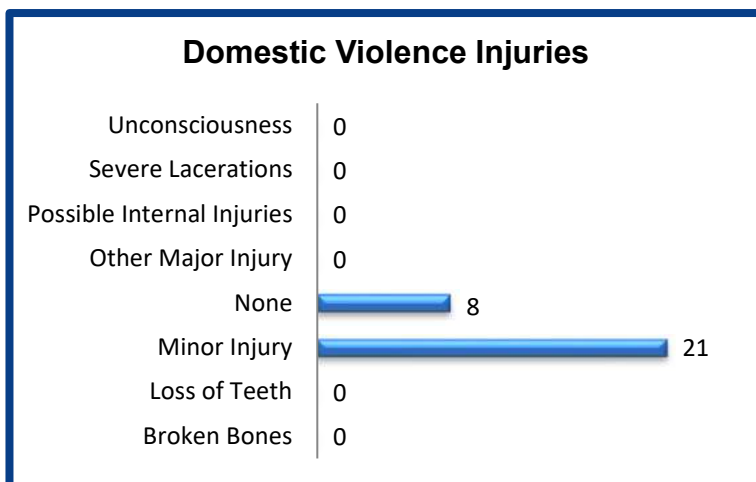
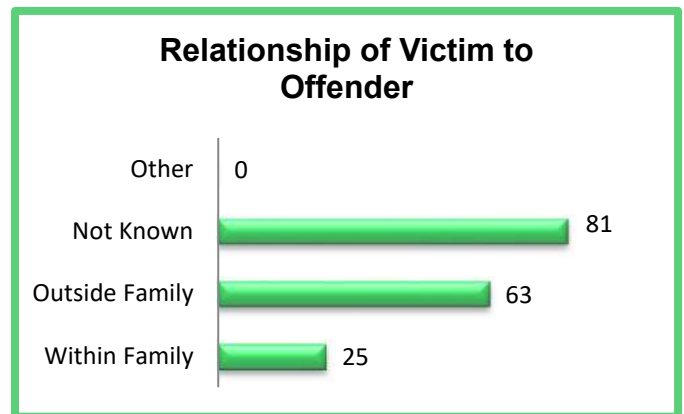
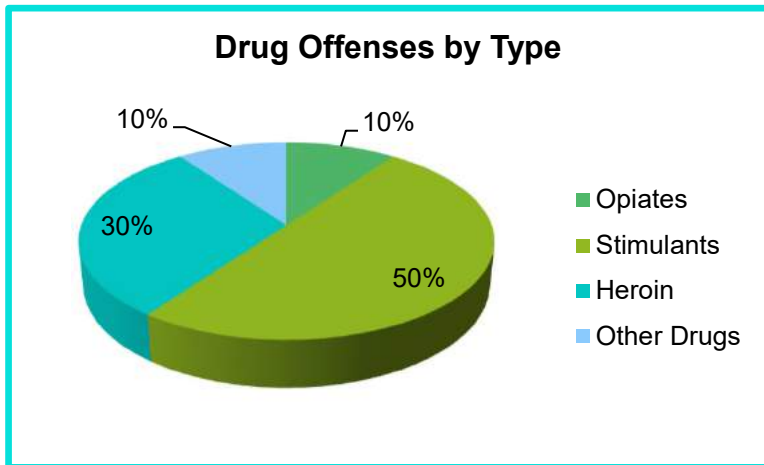
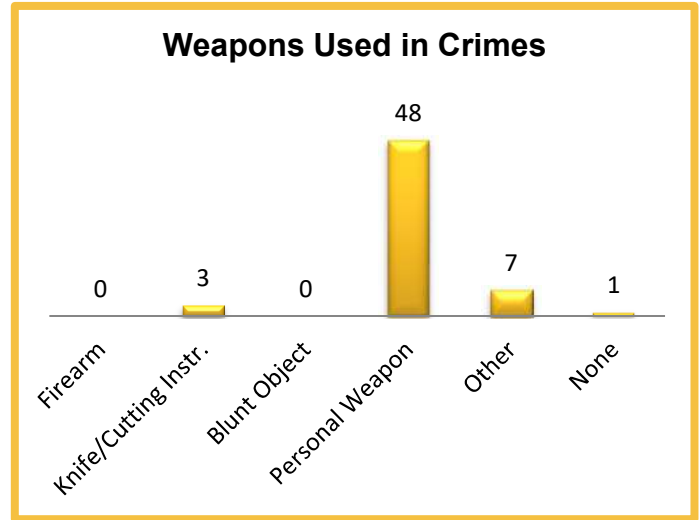
2021 Washington NIBRS Submission Agencies

WOODLAND PD

Continued

2021 Group B Arrests

Offense	Adult	Juvenile
Bad Checks	0	0
Curfew/Vagrancy	0	0
Disorderly Conduct	6	1
Drunkenness	0	0
DUI	18	0
Family Offenses	0	0
Liquor Law Violations	0	0
Peeping Tom	0	0
Trespass	15	0
All Other Offenses	39	0
Total	78	1



2021 Property Values by Type

Type	Value
Seized	\$621
Burned	\$23,000
Counterfeited/Forged	\$105
Destroyed/Damaged	\$254,656
Recovered	\$539,671
Stolen	\$1,326,347
Total	\$2,144,400

2021 Washington NIBRS Submission Agencies

DOUGLAS SO

Douglas County

Population: 30,600
Months Reported: 12

Offense Overview

Offense Total 592
of Cleared Offense 193
Percent Cleared 32.6%

Group A Arrest Overview

Arrest Total 174
Adult Arrest Total 143
Juvenile Arrest Total 31

Group A Offenses	Reported 2020	Reported 2021	% of Change	Crime Rate per 1,000	Total Arrests	DV Offense Totals
Murder	0	0		0.0	0	0
Manslaughter	1	0	-100.0%	0.0	0	0
Rape	8	11	37.5%	0.4	3	6
Sodomy	0	0		0.0	0	0
Sexual Assault w/Object	0	0		0.0	0	0
Fondling	7	8	14.3%	0.3	2	3
Aggravated Assault	8	3	-62.5%	0.1	4	1
Simple Assault	115	113	-1.7%	3.7	83	85
Intimidation	0	12		0.4	4	6
Kidnapping	10	2	-80.0%	0.1	3	2
Incest	0	0		0.0	1	0
Statutory Rape	3	0	-100.0%	0.0	0	0
Human Trafficking Offenses	0	0		0.0	0	0
Violation of No Contact/Protect.	58	31	-46.6%	1.0	20	26
Robbery	4	0	-100.0%	0.0	0	0
Burglary	66	68	3.0%	2.2	10	0
Larceny-Theft Offenses	191	160	-16.2%	5.2	15	1
Motor Vehicle Theft	30	47	56.7%	1.5	5	1
Arson	2	2	0.0%	0.1	0	0
Destruction of Property	97	81	-16.5%	2.6	14	17
Counterfeiting/Forgery	5	2	-60.0%	0.1	0	0
Fraud Offenses	167	35	-79.0%	1.1	2	0
Embezzlement	1	0	-100.0%	0.0	0	0
Extortion/Blackmail	1	0	-100.0%	0.0	0	0
Bribery	0	0		0.0	0	0
Stolen Property Offenses	5	3	-40.0%	0.1	1	0
Animal Cruelty	0	0		0.0	0	0
Drug/Narcotic Violations	25	6	-76.0%	0.2	4	0
Drug Equipment Violations	4	3	-25.0%	0.1	1	0
Gambling Offenses	0	0		0.0	0	0
Pornography	2	0	-100.0%	0.0	0	0
Prostitution Offenses	0	0		0.0	0	0
Weapon Law Violations	16	5	-68.8%	0.2	2	0
Grand Total	826	592	-28.3%	19.3	174	148

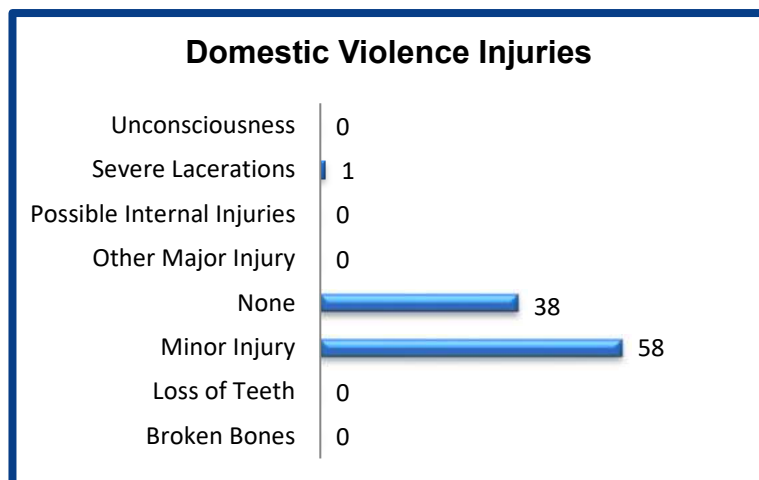
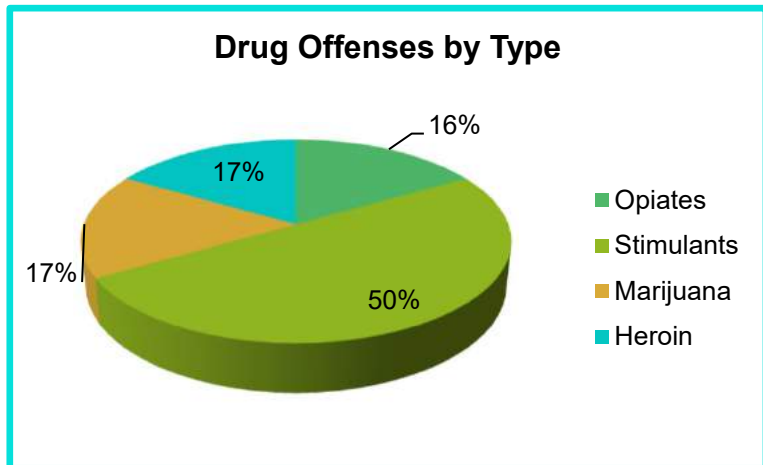
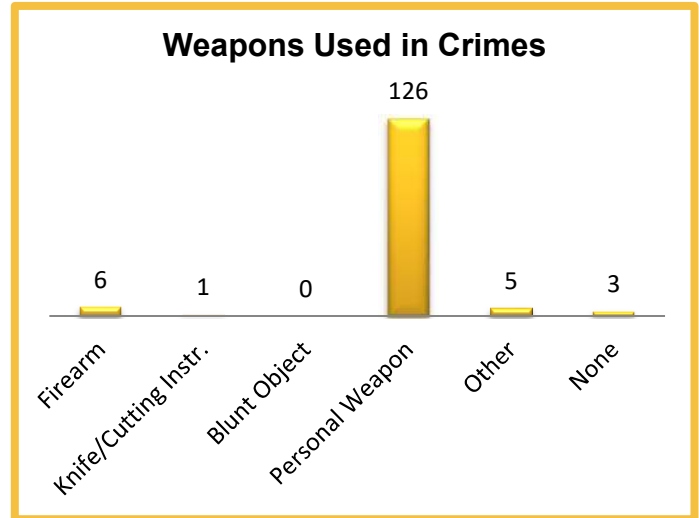
2021 Washington NIBRS Submission Agencies

DOUGLAS SO

Continued

2021 Group B Arrests

Offense	Adult	Juvenile
Bad Checks	0	0
Curfew/Vagrancy	0	0
Disorderly Conduct	0	0
Drunkenness	0	0
DUI	43	0
Family Offenses	0	0
Liquor Law Violations	0	0
Peeping Tom	0	0
Trespass	19	0
All Other Offenses	13	1
Total	75	1



2021 Property Values by Type

Type	Value
Seized	\$6
Burned	\$10,500
Counterfeited/Forged	\$3,000
Destroyed/Damaged	\$65,533
Recovered	\$316,270
Stolen	\$1,034,666
Total	\$1,429,975

2021 Washington NIBRS Submission Agencies

EAST WENATCHEE PD

Douglas County

Population: 13,810
Months Reported: 12

Offense Overview

Offense Total 627
of Cleared Offense 162
Percent Cleared 25.8%

Group A Arrest Overview

Arrest Total 145
Adult Arrest Total 130
Juvenile Arrest Total 15

Group A Offenses	Reported 2020	Reported 2021	% of Change	Crime Rate per 1,000	Total Arrests	DV Offense Totals
Murder	0	0		0.0	0	0
Manslaughter	0	0		0.0	0	0
Rape	3	1	-66.7%	0.1	0	0
Sodomy	0	0		0.0	0	0
Sexual Assault w/Object	0	1		0.1	0	0
Fondling	7	15	114.3%	1.1	0	5
Aggravated Assault	7	7	0.0%	0.5	9	3
Simple Assault	74	96	29.7%	7.0	49	58
Intimidation	0	3		0.2	1	0
Kidnapping	3	2	-33.3%	0.1	0	2
Incest	0	0		0.0	0	0
Statutory Rape	2	1	-50.0%	0.1	0	0
Human Trafficking Offenses	0	0		0.0	0	0
Violation of No Contact/Protect.	48	39	-18.8%	2.8	20	8
Robbery	3	3	0.0%	0.2	1	0
Burglary	20	18	-10.0%	1.3	4	0
Larceny-Theft Offenses	197	236	19.8%	17.1	33	2
Motor Vehicle Theft	20	17	-15.0%	1.2	1	0
Arson	1	1	0.0%	0.1	0	0
Destruction of Property	110	102	-7.3%	7.4	13	18
Counterfeiting/Forgery	26	21	-19.2%	1.5	0	1
Fraud Offenses	24	21	-12.5%	1.5	1	0
Embezzlement	0	0		0.0	0	0
Extortion/Blackmail	0	0		0.0	0	0
Bribery	0	0		0.0	0	0
Stolen Property Offenses	7	8	14.3%	0.6	2	0
Animal Cruelty	1	1	0.0%	0.1	0	0
Drug/Narcotic Violations	37	8	-78.4%	0.6	3	0
Drug Equipment Violations	19	3	-84.2%	0.2	1	0
Gambling Offenses	0	0		0.0	0	0
Pornography	0	1		0.1	0	0
Prostitution Offenses	0	0		0.0	0	0
Weapon Law Violations	22	22	0.0%	1.6	7	0
Grand Total	631	627	-0.6%	45.4	145	97

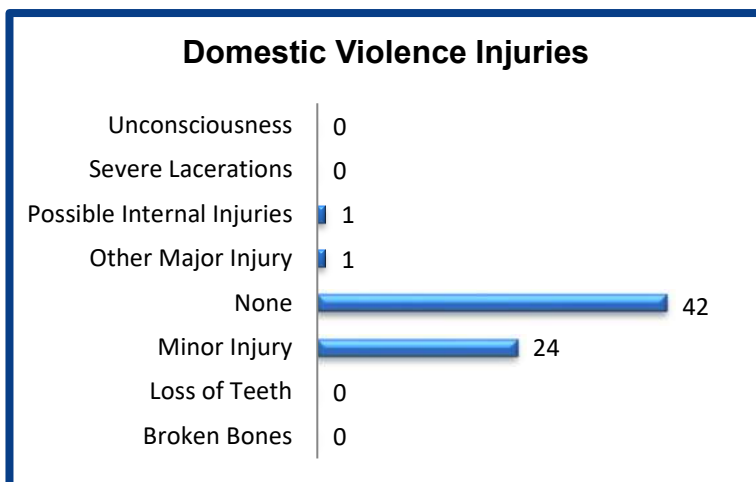
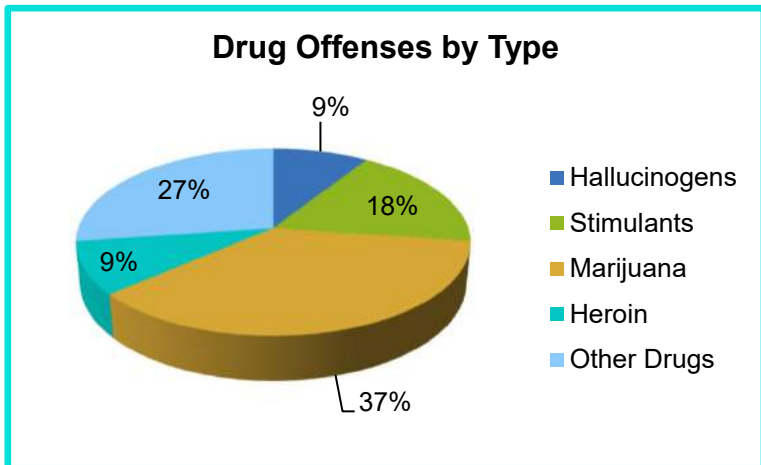
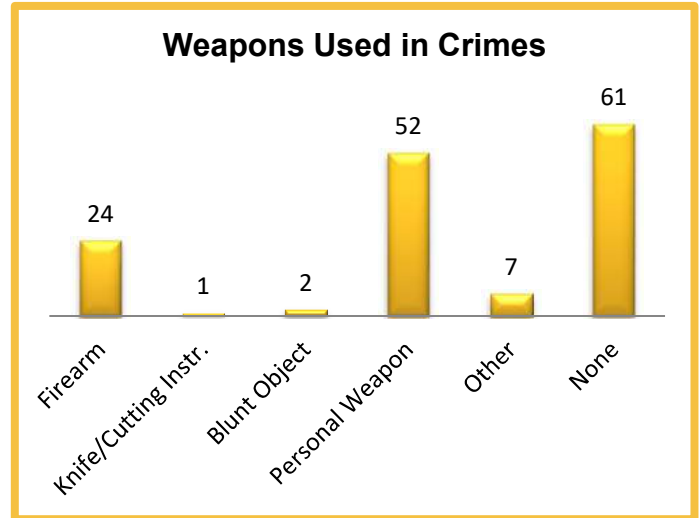
2021 Washington NIBRS Submission Agencies

EAST WENATCHEE PD

Continued

2021 Group B Arrests

Offense	Adult	Juvenile
Bad Checks	0	0
Curfew/Vagrancy	0	0
Disorderly Conduct	12	0
Drunkenness	0	0
DUI	45	0
Family Offenses	1	0
Liquor Law Violations	0	1
Peeping Tom	0	0
Trespass	26	0
All Other Offenses	67	1
Total	151	2



2021 Property Values by Type

Type	Value
Seized	\$900
Burned	\$500
Counterfeited/Forged	\$8,500
Destroyed/Damaged	\$327,772
Recovered	\$99,178
Stolen	\$350,677
Total	\$787,527

2021 Washington NIBRS Submission Agencies

FERRY SO

Ferry County

Population: 8,000
Months Reported: 12

Offense Overview

Offense Total 72
of Cleared Offense 29
Percent Cleared 40.3%

Group A Arrest Overview

Arrest Total 21
Adult Arrest Total 20
Juvenile Arrest Total 1

Group A Offenses	Reported 2020	Reported 2021	% of Change	Crime Rate per 1,000	Total Arrests	DV Offense Totals
Murder	0	0		0.0	0	0
Manslaughter	1	0	-100.0%	0.0	0	0
Rape	0	1		0.1	1	1
Sodomy	0	0		0.0	0	0
Sexual Assault w/Object	0	0		0.0	1	0
Fondling	2	3	50.0%	0.4	0	1
Aggravated Assault	1	1	0.0%	0.1	1	0
Simple Assault	51	31	-39.2%	3.9	10	18
Intimidation	0	0		0.0	0	0
Kidnapping	0	0		0.0	0	0
Incest	1	0	-100.0%	0.0	0	0
Statutory Rape	0	0		0.0	0	0
Human Trafficking Offenses	0	0		0.0	0	0
Violation of No Contact/Protect.	20	14	-30.0%	1.8	2	6
Robbery	0	0		0.0	0	0
Burglary	5	2	-60.0%	0.3	4	0
Larceny-Theft Offenses	33	12	-63.6%	1.5	0	0
Motor Vehicle Theft	6	2	-66.7%	0.3	1	1
Arson	1	1	0.0%	0.1	0	0
Destruction of Property	0	0		0.0	0	0
Counterfeiting/Forgery	0	0		0.0	1	0
Fraud Offenses	2	3	50.0%	0.4	0	0
Embezzlement	0	0		0.0	0	0
Extortion/Blackmail	0	0		0.0	0	0
Bribery	0	0		0.0	0	0
Stolen Property Offenses	1	0	-100.0%	0.0	0	0
Animal Cruelty	0	0		0.0	0	0
Drug/Narcotic Violations	5	1	-80.0%	0.1	0	0
Drug Equipment Violations	0	0		0.0	0	0
Gambling Offenses	0	0		0.0	0	0
Pornography	0	0		0.0	0	0
Prostitution Offenses	0	0		0.0	0	0
Weapon Law Violations	1	1	0.0%	0.1	0	0
Grand Total	130	72	-44.6%	9.0	21	27

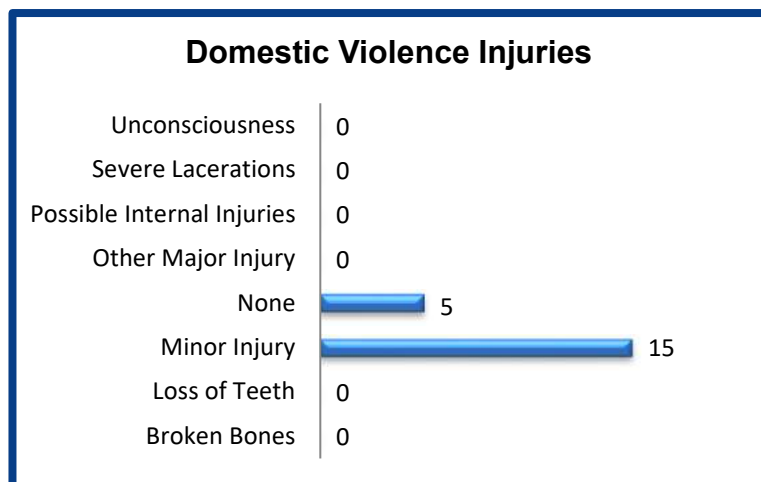
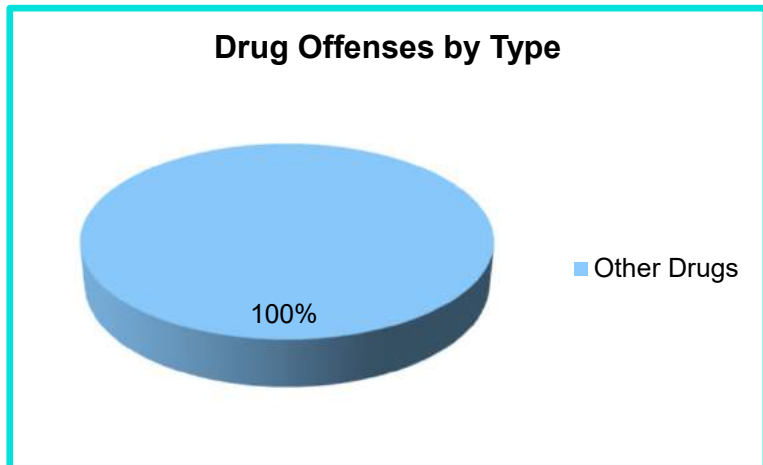
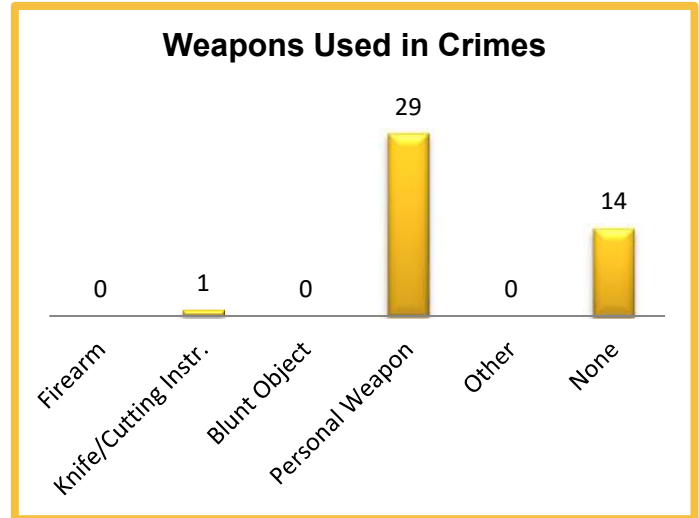
2021 Washington NIBRS Submission Agencies

FERRY SO

Continued

2021 Group B Arrests

Offense	Adult	Juvenile
Bad Checks	0	0
Curfew/Vagrancy	0	0
Disorderly Conduct	1	0
Drunkenness	0	0
DUI	6	0
Family Offenses	0	0
Liquor Law Violations	0	0
Peeping Tom	0	0
Trespass	0	0
All Other Offenses	0	0
Total	7	0



2021 Property Values by Type

Type	Value
Seized	\$0
Burned	\$0
Counterfeited/Forged	\$0
Destroyed/Damaged	\$0
Recovered	\$14,500
Stolen	\$206,550
Total	\$221,050

2021 Washington NIBRS Submission Agencies

FRANKLIN SO

Franklin County

Population: 14,645
Months Reported: 12

Offense Overview

Offense Total 457
of Cleared Offense 175
Percent Cleared 38.3%

Group A Arrest Overview

Arrest Total 160
Adult Arrest Total 144
Juvenile Arrest Total 16

Group A Offenses	Reported 2020	Reported 2021	% of Change	Crime Rate per 1,000	Total Arrests	DV Offense Totals
Murder	1	1	0.0%	0.1	0	0
Manslaughter	0	1		0.1	0	0
Rape	3	2	-33.3%	0.1	0	0
Sodomy	2	1	-50.0%	0.1	0	0
Sexual Assault w/Object	0	0		0.0	0	0
Fondling	11	7	-36.4%	0.5	2	0
Aggravated Assault	22	10	-54.5%	0.7	17	3
Simple Assault	73	93	27.4%	6.4	65	22
Intimidation	10	14	40.0%	1.0	4	0
Kidnapping	6	2	-66.7%	0.1	3	2
Incest	0	0		0.0	0	0
Statutory Rape	0	0		0.0	0	0
Human Trafficking Offenses	0	0		0.0	0	0
Violation of No Contact/Protect.	18	21	16.7%	1.4	6	1
Robbery	1	0	-100.0%	0.0	0	0
Burglary	39	44	12.8%	3.0	6	0
Larceny-Theft Offenses	95	77	-18.9%	5.3	16	0
Motor Vehicle Theft	19	23	21.1%	1.6	0	0
Arson	8	3	-62.5%	0.2	1	0
Destruction of Property	63	74	17.5%	5.1	19	2
Counterfeiting/Forgery	9	6	-33.3%	0.4	2	0
Fraud Offenses	82	32	-61.0%	2.2	1	0
Embezzlement	0	0		0.0	0	0
Extortion/Blackmail	6	5	-16.7%	0.3	0	0
Bribery	0	0		0.0	0	0
Stolen Property Offenses	16	8	-50.0%	0.5	4	0
Animal Cruelty	1	2	100.0%	0.1	1	0
Drug/Narcotic Violations	57	16	-71.9%	1.1	5	0
Drug Equipment Violations	14	3	-78.6%	0.2	0	0
Gambling Offenses	0	0		0.0	0	0
Pornography	0	1		0.1	0	0
Prostitution Offenses	0	0		0.0	0	0
Weapon Law Violations	14	11	-21.4%	0.8	8	0
Grand Total	570	457	-19.8%	31.2	160	30

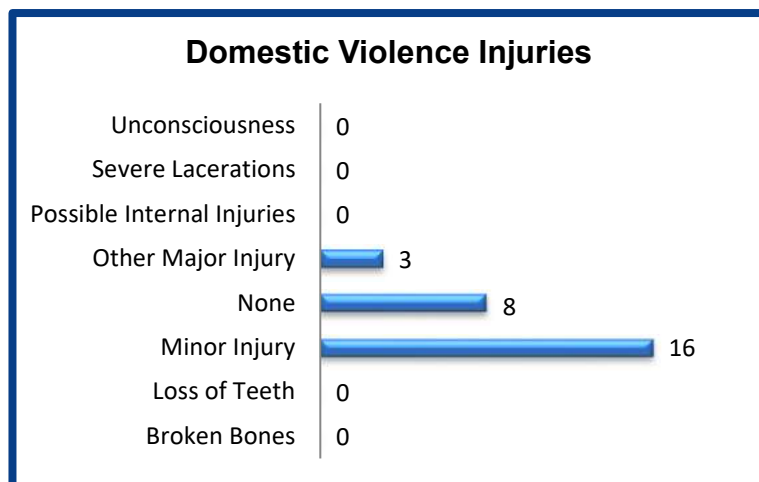
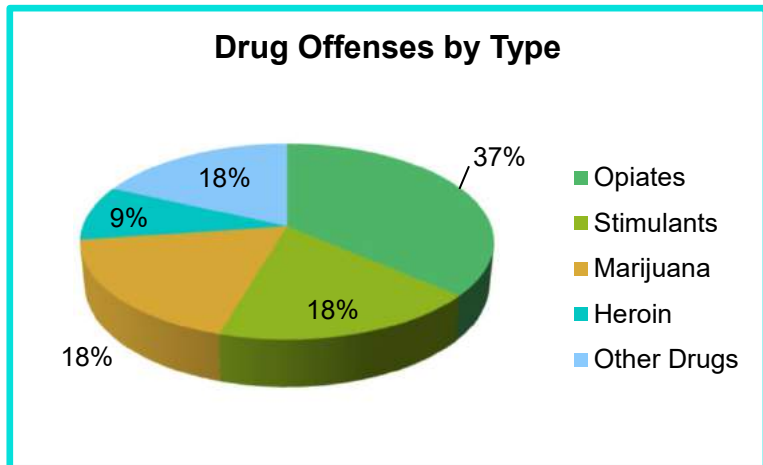
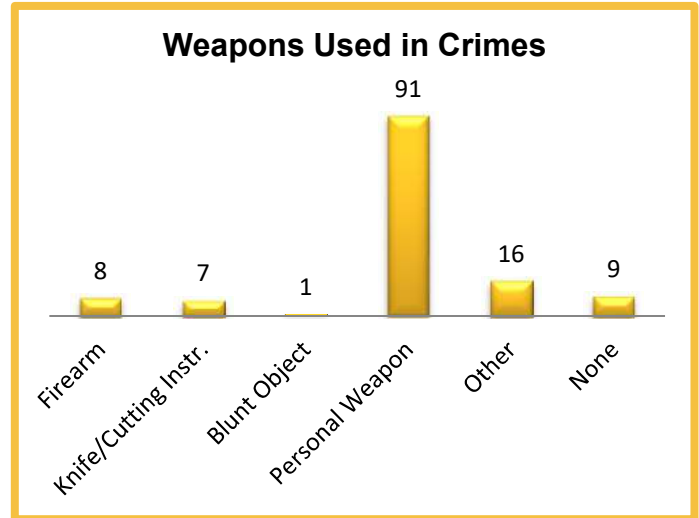
2021 Washington NIBRS Submission Agencies

FRANKLIN SO

Continued

2021 Group B Arrests

Offense	Adult	Juvenile
Bad Checks	0	0
Curfew/Vagrancy	0	0
Disorderly Conduct	0	0
Drunkenness	0	0
DUI	69	0
Family Offenses	0	0
Liquor Law Violations	2	1
Peeping Tom	0	0
Trespass	7	0
All Other Offenses	154	0
Total	232	1



2021 Property Values by Type

Type	Value
Seized	\$6
Burned	\$7,051
Counterfeited/Forged	\$2,924
Destroyed/Damaged	\$70,530
Recovered	\$99,266
Stolen	\$734,321
Total	\$914,098

2021 Washington NIBRS Submission Agencies

CONNELL PD

Franklin County

Population: 5,275
Months Reported: 12

Offense Overview

Offense Total 71
of Cleared Offense 26
Percent Cleared 36.6%

Group A Arrest Overview

Arrest Total 25
Adult Arrest Total 24
Juvenile Arrest Total 1

Group A Offenses	Reported 2020	Reported 2021	% of Change	Crime Rate per 1,000	Total Arrests	DV Offense Totals
Murder	0	0		0.0	0	0
Manslaughter	0	0		0.0	0	0
Rape	2	0	-100.0%	0.0	0	0
Sodomy	1	0	-100.0%	0.0	0	0
Sexual Assault w/Object	0	0		0.0	0	0
Fondling	2	5	150.0%	0.9	1	0
Aggravated Assault	3	1	-66.7%	0.2	2	0
Simple Assault	22	17	-22.7%	3.2	11	2
Intimidation	3	1	-66.7%	0.2	0	0
Kidnapping	1	0	-100.0%	0.0	0	0
Incest	0	0		0.0	0	0
Statutory Rape	2	0	-100.0%	0.0	0	0
Human Trafficking Offenses	0	0		0.0	0	0
Violation of No Contact/Protect.	6	7	16.7%	1.3	3	0
Robbery	0	0		0.0	0	0
Burglary	5	9	80.0%	1.7	2	0
Larceny-Theft Offenses	18	11	-38.9%	2.1	0	0
Motor Vehicle Theft	1	2	100.0%	0.4	1	0
Arson	0	0		0.0	0	0
Destruction of Property	16	10	-37.5%	1.9	3	1
Counterfeiting/Forgery	1	0	-100.0%	0.0	0	0
Fraud Offenses	4	2	-50.0%	0.4	0	0
Embezzlement	0	0		0.0	0	0
Extortion/Blackmail	0	0		0.0	0	0
Bribery	0	0		0.0	0	0
Stolen Property Offenses	1	0	-100.0%	0.0	0	0
Animal Cruelty	1	0	-100.0%	0.0	0	0
Drug/Narcotic Violations	4	3	-25.0%	0.6	1	0
Drug Equipment Violations	1	3	200.0%	0.6	1	0
Gambling Offenses	0	0		0.0	0	0
Pornography	1	0	-100.0%	0.0	0	0
Prostitution Offenses	0	0		0.0	0	0
Weapon Law Violations	1	0	-100.0%	0.0	0	0
Grand Total	96	71	-26.0%	13.5	25	3

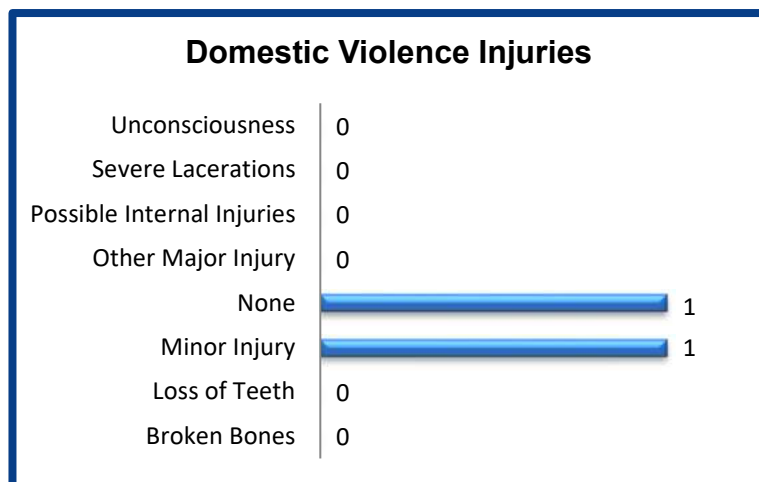
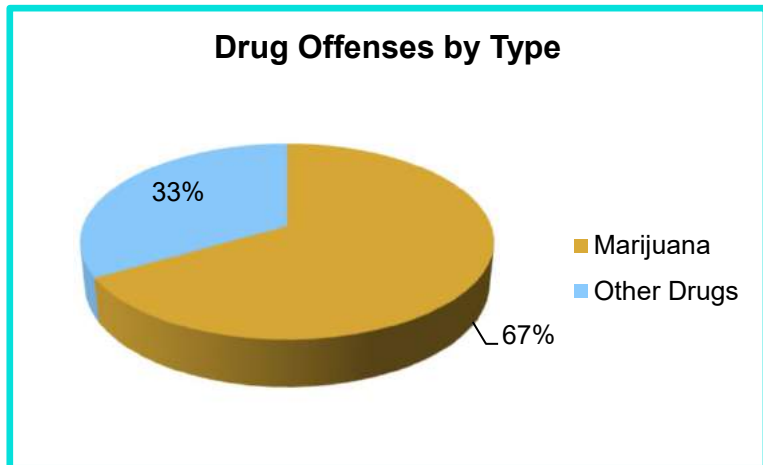
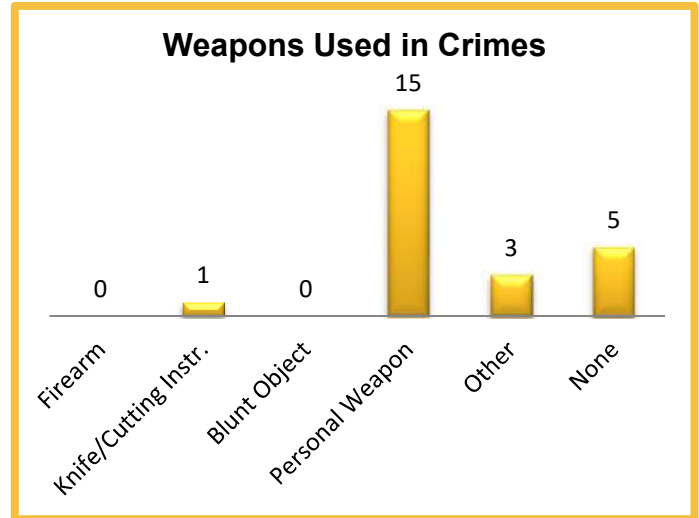
2021 Washington NIBRS Submission Agencies

CONNELL PD

Continued

2021 Group B Arrests

Offense	Adult	Juvenile
Bad Checks	0	0
Curfew/Vagrancy	0	0
Disorderly Conduct	3	0
Drunkenness	0	0
DUI	1	0
Family Offenses	0	0
Liquor Law Violations	0	0
Peeping Tom	0	0
Trespass	2	0
All Other Offenses	1	0
Total	7	0



2021 Property Values by Type

Type	Value
Seized	\$4
Burned	\$0
Counterfeited/Forged	\$0
Destroyed/Damaged	\$5,378
Recovered	\$0
Stolen	\$40,543
Total	\$45,925

2021 Washington NIBRS Submission Agencies

PASCO PD

Franklin County

Population: 79,590
Months Reported: 12

Offense Overview

Offense Total 4,133
of Cleared Offense 1,306
Percent Cleared 31.6%

Group A Arrest Overview

Arrest Total 1,199
Adult Arrest Total 1,072
Juvenile Arrest Total 127

Group A Offenses	Reported 2020	Reported 2021	% of Change	Crime Rate per 1,000	Total Arrests	DV Offense Totals
Murder	3	4	33.3%	0.1	4	0
Manslaughter	0	0		0.0	0	0
Rape	25	22	-12.0%	0.3	4	3
Sodomy	2	1	-50.0%	0.0	0	0
Sexual Assault w/Object	0	2		0.0	0	0
Fondling	71	83	16.9%	1.0	15	2
Aggravated Assault	107	164	53.3%	2.1	88	18
Simple Assault	477	455	-4.6%	5.7	339	181
Intimidation	93	113	21.5%	1.4	37	6
Kidnapping	20	10	-50.0%	0.1	7	5
Incest	0	0		0.0	1	0
Statutory Rape	3	1	-66.7%	0.0	4	0
Human Trafficking Offenses	0	0		0.0	0	0
Violation of No Contact/Protect.	244	216	-11.5%	2.7	149	109
Robbery	62	45	-27.4%	0.6	27	2
Burglary	245	276	12.7%	3.5	58	10
Larceny-Theft Offenses	1,018	1,154	13.4%	14.5	221	4
Motor Vehicle Theft	167	213	27.5%	2.7	18	1
Arson	22	12	-45.5%	0.2	5	0
Destruction of Property	655	738	12.7%	9.3	97	48
Counterfeiting/Forgery	37	41	10.8%	0.5	8	0
Fraud Offenses	522	253	-51.5%	3.2	6	0
Embezzlement	0	1		0.0	0	0
Extortion/Blackmail	6	9	50.0%	0.1	0	0
Bribery	0	0		0.0	0	0
Stolen Property Offenses	46	53	15.2%	0.7	41	0
Animal Cruelty	4	3	-25.0%	0.0	2	0
Drug/Narcotic Violations	232	123	-47.0%	1.5	21	0
Drug Equipment Violations	133	36	-72.9%	0.5	14	0
Gambling Offenses	0	0		0.0	0	0
Pornography	14	17	21.4%	0.2	2	0
Prostitution Offenses	1	0	-100.0%	0.0	0	0
Weapon Law Violations	64	88	37.5%	1.1	31	0
Grand Total	4,273	4,133	-3.3%	51.9	1,199	389

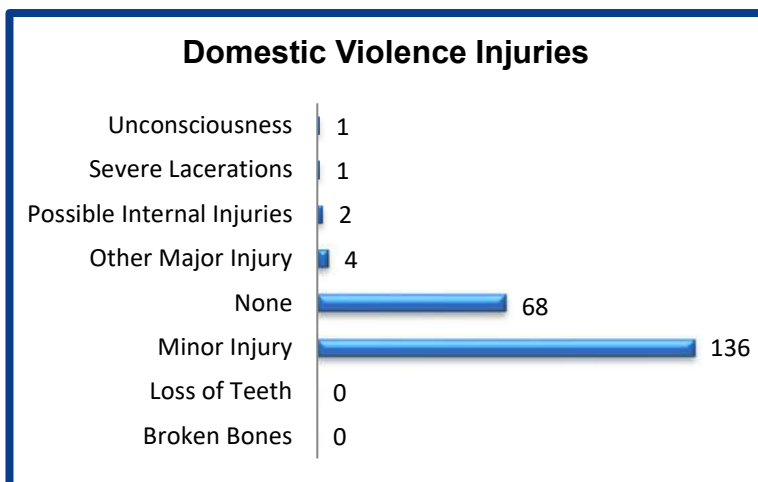
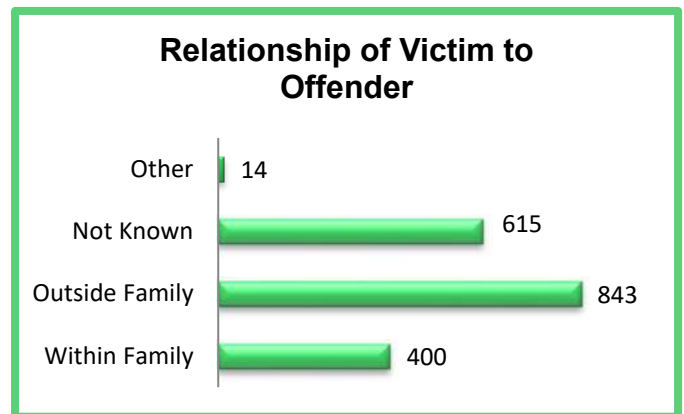
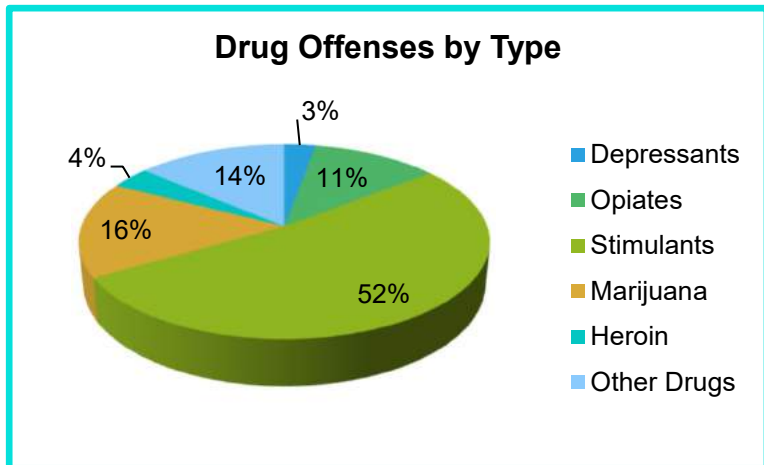
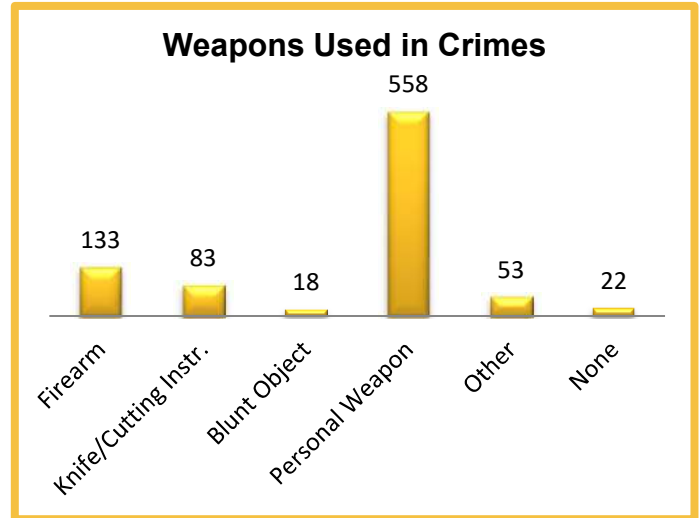
2021 Washington NIBRS Submission Agencies

PASCO PD

Continued

2021 Group B Arrests

Offense	Adult	Juvenile
Bad Checks	0	0
Curfew/Vagrancy	3	0
Disorderly Conduct	28	13
Drunkenness	0	0
DUI	110	2
Family Offenses	0	0
Liquor Law Violations	3	3
Peeping Tom	0	1
Trespass	151	2
All Other Offenses	212	9
Total	507	30



2021 Property Values by Type

Type	Value
Seized	\$25
Burned	\$48,556
Counterfeited/Forged	\$1,071
Destroyed/Damaged	\$574,034
Recovered	\$1,738,517
Stolen	\$3,425,714
Total	\$5,787,917

2021 Washington NIBRS Submission Agencies

GARFIELD SO

Garfield County

Population: 2,250
Months Reported: 12

Offense Overview

Offense Total 121
of Cleared Offense 29
Percent Cleared 24.0%

Group A Arrest Overview

Arrest Total 22
Adult Arrest Total 22
Juvenile Arrest Total 0

Group A Offenses	Reported 2020	Reported 2021	% of Change	Crime Rate per 1,000	Total Arrests	DV Offense Totals
Murder	0	0		0.0	0	0
Manslaughter	0	0		0.0	0	0
Rape	5	1	-80.0%	0.4	0	0
Sodomy	0	0		0.0	0	0
Sexual Assault w/Object	0	0		0.0	0	0
Fondling	3	1	-66.7%	0.4	0	0
Aggravated Assault	24	20	-16.7%	8.9	0	12
Simple Assault	6	17	183.3%	7.6	7	2
Intimidation	13	5	-61.5%	2.2	0	0
Kidnapping	0	1		0.4	0	0
Incest	0	0		0.0	0	0
Statutory Rape	0	0		0.0	0	0
Human Trafficking Offenses	0	0		0.0	0	0
Violation of No Contact/Protect.	2	17	750.0%	7.6	1	5
Robbery	1	0	-100.0%	0.0	0	0
Burglary	5	7	40.0%	3.1	1	0
Larceny-Theft Offenses	14	13	-7.1%	5.8	1	0
Motor Vehicle Theft	5	2	-60.0%	0.9	0	0
Arson	0	0		0.0	0	0
Destruction of Property	11	10	-9.1%	4.4	0	0
Counterfeiting/Forgery	0	0		0.0	0	0
Fraud Offenses	1	0	-100.0%	0.0	0	0
Embezzlement	0	0		0.0	0	0
Extortion/Blackmail	0	0		0.0	0	0
Bribery	0	0		0.0	0	0
Stolen Property Offenses	0	0		0.0	0	0
Animal Cruelty	0	0		0.0	0	0
Drug/Narcotic Violations	11	9	-18.2%	4.0	7	0
Drug Equipment Violations	5	11	120.0%	4.9	2	0
Gambling Offenses	0	0		0.0	0	0
Pornography	0	0		0.0	0	0
Prostitution Offenses	0	0		0.0	0	0
Weapon Law Violations	10	7	-30.0%	3.1	3	0
Grand Total	116	121	4.3%	53.8	22	19

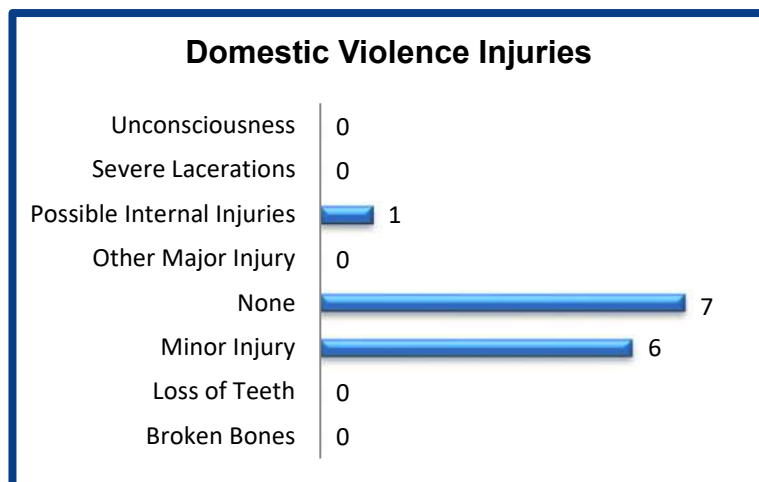
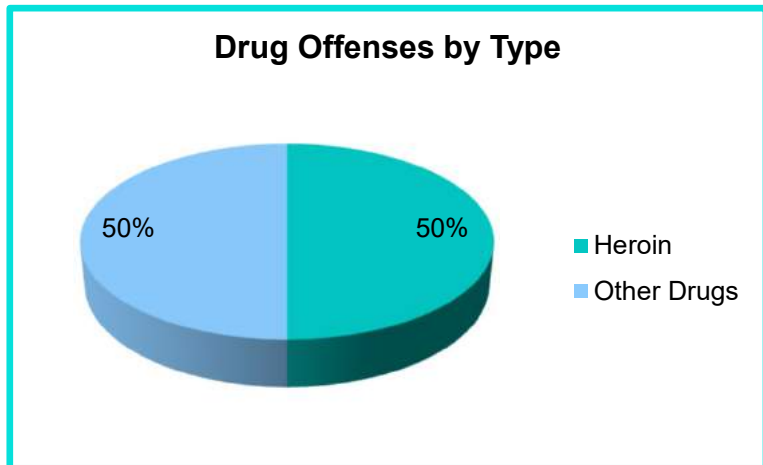
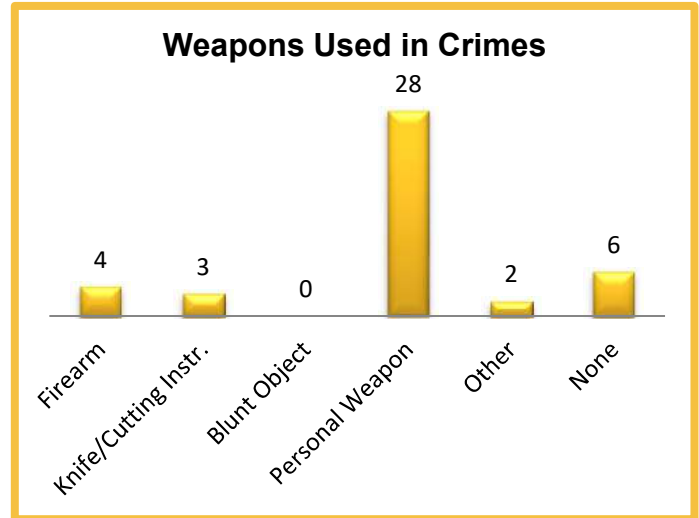
2021 Washington NIBRS Submission Agencies

GARFIELD SO

Continued

2021 Group B Arrests

Offense	Adult	Juvenile
Bad Checks	0	0
Curfew/Vagrancy	0	0
Disorderly Conduct	1	0
Drunkenness	0	0
DUI	8	0
Family Offenses	0	0
Liquor Law Violations	7	0
Peeping Tom	0	0
Trespass	2	0
All Other Offenses	67	0
Total	85	0



2021 Property Values by Type

Type	Value
Seized	\$120
Burned	\$0
Counterfeited/Forged	\$0
Destroyed/Damaged	\$7,050
Recovered	\$975
Stolen	\$9,080
Total	\$17,225

2021 Washington NIBRS Submission Agencies

GRANT SO

Grant County

Population: 46,285
Months Reported: 12

Offense Overview

Offense Total 1,659
of Cleared Offense 248
Percent Cleared 14.9%

Group A Arrest Overview

Arrest Total 215
Adult Arrest Total 199
Juvenile Arrest Total 16

Group A Offenses	Reported 2020	Reported 2021	% of Change	Crime Rate per 1,000	Total Arrests	DV Offense Totals
Murder	4	4	0.0%	0.1	3	0
Manslaughter	0	3		0.1	0	0
Rape	14	15	7.1%	0.3	4	1
Sodomy	1	7	600.0%	0.2	0	1
Sexual Assault w/Object	0	0		0.0	0	0
Fondling	16	7	-56.3%	0.2	0	3
Aggravated Assault	75	60	-20.0%	1.3	25	25
Simple Assault	264	255	-3.4%	5.5	90	175
Intimidation	17	3	-82.4%	0.1	2	0
Kidnapping	12	8	-33.3%	0.2	4	8
Incest	1	0	-100.0%	0.0	0	0
Statutory Rape	0	0		0.0	0	0
Human Trafficking Offenses	0	0		0.0	0	0
Violation of No Contact/Protect.	77	62	-19.5%	1.3	24	48
Robbery	9	8	-11.1%	0.2	4	1
Burglary	231	195	-15.6%	4.2	24	7
Larceny-Theft Offenses	498	514	3.2%	11.1	3	8
Motor Vehicle Theft	181	166	-8.3%	3.6	7	2
Arson	5	7	40.0%	0.2	1	0
Destruction of Property	264	240	-9.1%	5.2	10	54
Counterfeiting/Forgery	10	11	10.0%	0.2	0	1
Fraud Offenses	218	65	-70.2%	1.4	0	0
Embezzlement	0	0		0.0	0	0
Extortion/Blackmail	0	0		0.0	0	0
Bribery	0	0		0.0	0	0
Stolen Property Offenses	20	14	-30.0%	0.3	6	0
Animal Cruelty	0	0		0.0	0	0
Drug/Narcotic Violations	29	5	-82.8%	0.1	5	0
Drug Equipment Violations	6	0	-100.0%	0.0	0	0
Gambling Offenses	0	0		0.0	0	0
Pornography	0	1		0.0	0	0
Prostitution Offenses	0	0		0.0	0	0
Weapon Law Violations	14	9	-35.7%	0.2	3	0
Grand Total	1,966	1,659	-15.6%	35.8	215	334

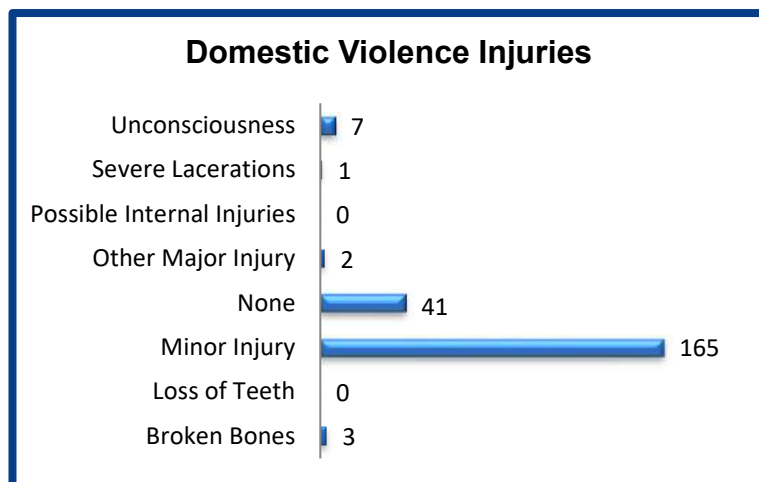
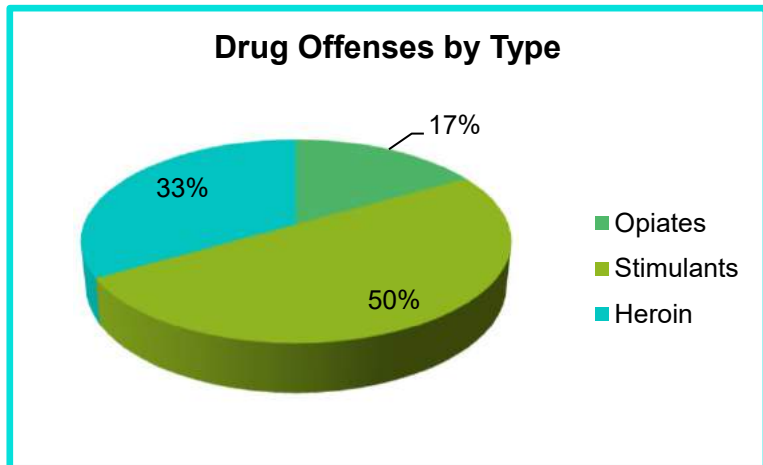
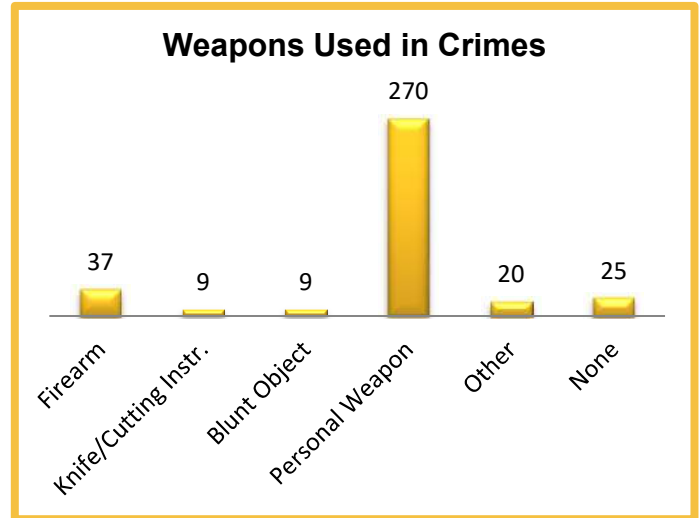
2021 Washington NIBRS Submission Agencies

GRANT SO

Continued

2021 Group B Arrests

Offense	Adult	Juvenile
Bad Checks	0	0
Curfew/Vagrancy	0	0
Disorderly Conduct	2	0
Drunkenness	0	0
DUI	17	1
Family Offenses	0	0
Liquor Law Violations	1	0
Peeping Tom	0	0
Trespass	5	0
All Other Offenses	84	0
Total	109	1



2021 Property Values by Type

Type	Value
Seized	\$0
Burned	\$2,060,795
Counterfeited/Forged	\$0
Destroyed/Damaged	\$253,527
Recovered	\$1,344,802
Stolen	\$3,566,246
Total	\$7,225,370

2021 Washington NIBRS Submission Agencies

EPHRATA PD

Grant County

Population: 8,345
Months Reported: 12

Offense Overview

Offense Total 758
of Cleared Offense 169
Percent Cleared 22.3%

Group A Arrest Overview

Arrest Total 117
Adult Arrest Total 112
Juvenile Arrest Total 5

Group A Offenses	Reported 2020	Reported 2021	% of Change	Crime Rate per 1,000	Total Arrests	DV Offense Totals
Murder	0	0		0.0	0	0
Manslaughter	0	0		0.0	0	0
Rape	6	2	-66.7%	0.2	1	0
Sodomy	1	1	0.0%	0.1	0	0
Sexual Assault w/Object	0	0		0.0	0	0
Fondling	3	7	133.3%	0.8	2	0
Aggravated Assault	23	17	-26.1%	2.0	12	13
Simple Assault	60	75	25.0%	9.0	34	37
Intimidation	14	14	0.0%	1.7	3	5
Kidnapping	1	4	300.0%	0.5	3	3
Incest	0	0		0.0	0	0
Statutory Rape	0	0		0.0	0	0
Human Trafficking Offenses	0	0		0.0	0	0
Violation of No Contact/Protect.	26	21	-19.2%	2.5	9	5
Robbery	5	5	0.0%	0.6	5	0
Burglary	91	116	27.5%	13.9	20	1
Larceny-Theft Offenses	257	324	26.1%	38.8	5	0
Motor Vehicle Theft	28	39	39.3%	4.7	2	0
Arson	0	2		0.2	1	0
Destruction of Property	33	38	15.2%	4.6	9	9
Counterfeiting/Forgery	12	4	-66.7%	0.5	0	0
Fraud Offenses	94	44	-53.2%	5.3	0	0
Embezzlement	1	2	100.0%	0.2	0	0
Extortion/Blackmail	2	1	-50.0%	0.1	0	0
Bribery	0	0		0.0	0	0
Stolen Property Offenses	5	11	120.0%	1.3	9	0
Animal Cruelty	5	7	40.0%	0.8	0	0
Drug/Narcotic Violations	21	13	-38.1%	1.6	1	0
Drug Equipment Violations	10	3	-70.0%	0.4	0	0
Gambling Offenses	0	0		0.0	0	0
Pornography	1	1	0.0%	0.1	0	0
Prostitution Offenses	0	0		0.0	0	0
Weapon Law Violations	8	7	-12.5%	0.8	1	0
Grand Total	707	758	7.2%	90.8	117	73

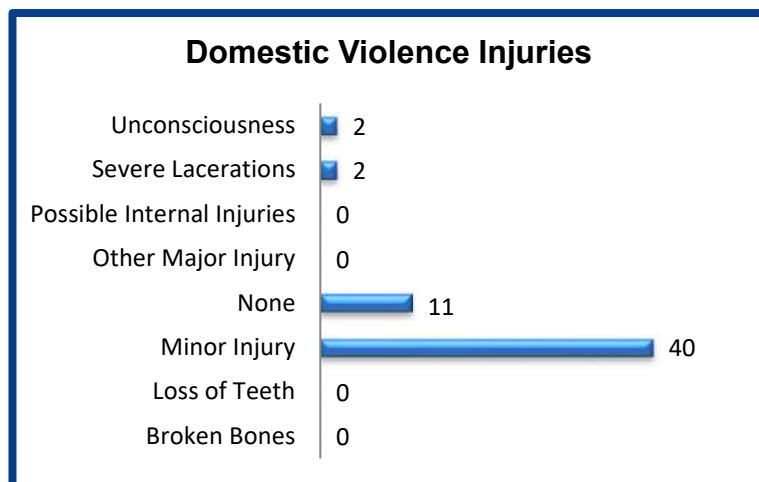
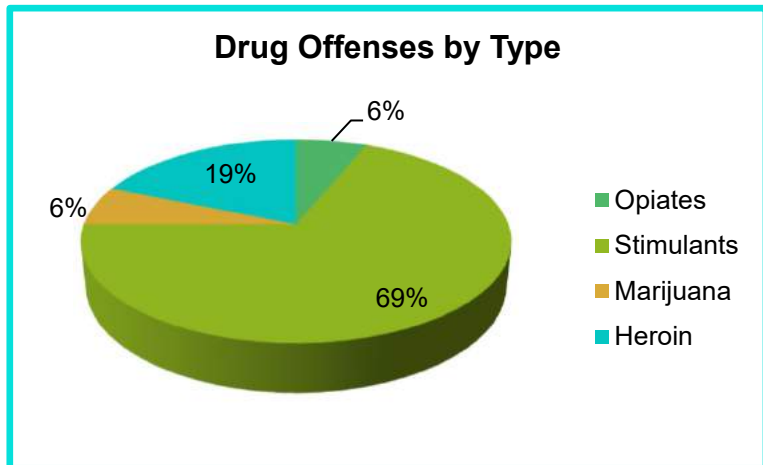
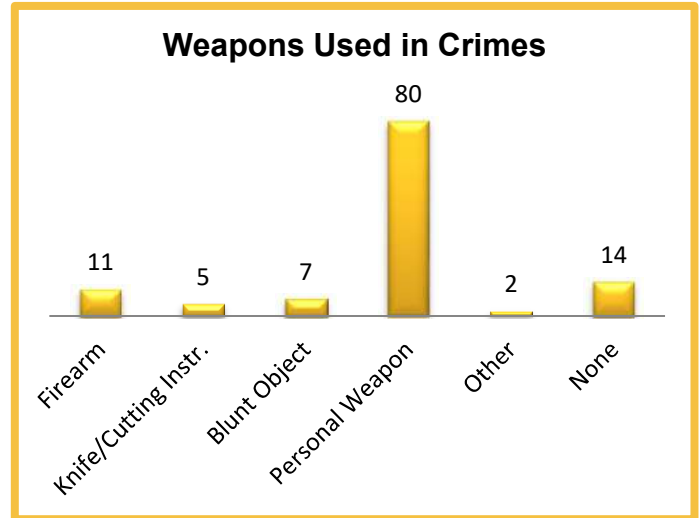
2021 Washington NIBRS Submission Agencies

EPHRATA PD

Continued

2021 Group B Arrests

Offense	Adult	Juvenile
Bad Checks	0	0
Curfew/Vagrancy	0	0
Disorderly Conduct	4	0
Drunkenness	0	0
DUI	3	0
Family Offenses	0	0
Liquor Law Violations	0	0
Peeping Tom	0	0
Trespass	1	0
All Other Offenses	14	0
Total	22	0



2021 Property Values by Type

Type	Value
Seized	\$16
Burned	\$450,004
Counterfeited/Forged	\$1,970
Destroyed/Damaged	\$36,478
Recovered	\$143,943
Stolen	\$684,391
Total	\$1,316,802

2021 Washington NIBRS Submission Agencies

GRAND COULEE PD

Grant County

Population: 2,095
Months Reported: 12

Offense Overview

Offense Total 131
of Cleared Offense 37
Percent Cleared 28.2%

Group A Arrest Overview

Arrest Total 36
Adult Arrest Total 36
Juvenile Arrest Total 0

Group A Offenses	Reported 2020	Reported 2021	% of Change	Crime Rate per 1,000	Total Arrests	DV Offense Totals
Murder	0	0		0.0	0	0
Manslaughter	0	0		0.0	0	0
Rape	3	1	-66.7%	0.5	0	0
Sodomy	0	0		0.0	0	0
Sexual Assault w/Object	0	0		0.0	0	0
Fondling	0	0		0.0	0	0
Aggravated Assault	3	6	100.0%	2.9	1	1
Simple Assault	23	30	30.4%	14.3	20	19
Intimidation	1	1	0.0%	0.5	0	0
Kidnapping	4	1	-75.0%	0.5	0	0
Incest	0	0		0.0	0	0
Statutory Rape	0	0		0.0	0	0
Human Trafficking Offenses	0	0		0.0	0	0
Violation of No Contact/Protect.	4	3	-25.0%	1.4	2	2
Robbery	0	0		0.0	0	0
Burglary	26	17	-34.6%	8.1	3	0
Larceny-Theft Offenses	26	49	88.5%	23.4	5	0
Motor Vehicle Theft	9	3	-66.7%	1.4	1	0
Arson	0	1		0.5	1	1
Destruction of Property	23	15	-34.8%	7.2	3	2
Counterfeiting/Forgery	0	0		0.0	0	0
Fraud Offenses	2	4	100.0%	1.9	0	0
Embezzlement	0	0		0.0	0	0
Extortion/Blackmail	0	0		0.0	0	0
Bribery	0	0		0.0	0	0
Stolen Property Offenses	0	0		0.0	0	0
Animal Cruelty	1	0	-100.0%	0.0	0	0
Drug/Narcotic Violations	7	0	-100.0%	0.0	0	0
Drug Equipment Violations	0	0		0.0	0	0
Gambling Offenses	0	0		0.0	0	0
Pornography	0	0		0.0	0	0
Prostitution Offenses	0	0		0.0	0	0
Weapon Law Violations	1	0	-100.0%	0.0	0	0
Grand Total	133	131	-1.5%	62.5	36	25

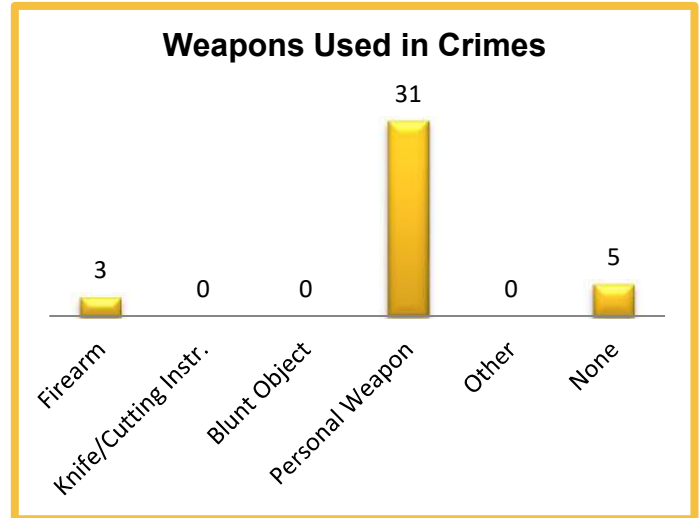
2021 Washington NIBRS Submission Agencies

GRAND COULEE PD

Continued

2021 Group B Arrests

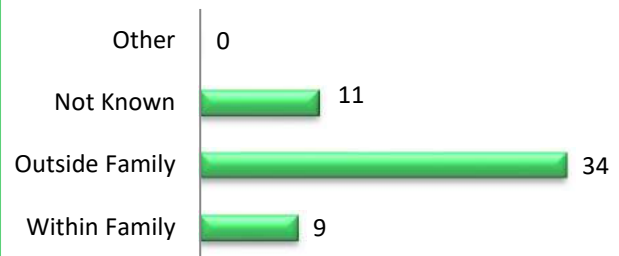
Offense	Adult	Juvenile
Bad Checks	0	0
Curfew/Vagrancy	0	0
Disorderly Conduct	1	0
Drunkenness	0	0
DUI	4	0
Family Offenses	0	0
Liquor Law Violations	0	0
Peeping Tom	0	0
Trespass	2	0
All Other Offenses	2	0
Total	9	0



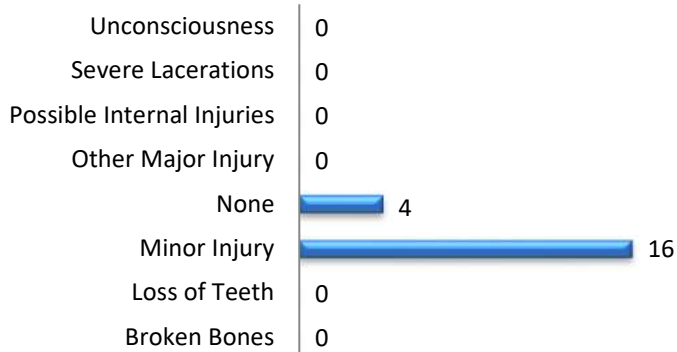
Drug Offenses by Type

No Drug Offenses by Type Reported

Relationship of Victim to Offender



Domestic Violence Injuries



2021 Property Values by Type

Type	Value
Seized	\$0
Burned	\$0
Counterfeited/Forged	\$0
Destroyed/Damaged	\$13,511
Recovered	\$36,070
Stolen	\$115,582
Total	\$165,163

2021 Washington NIBRS Submission Agencies

MATTAWA PD

Grant County

Population: 5,005
Months Reported: 2

Offense Overview

Offense Total 18
of Cleared Offense 7
Percent Cleared 38.9%

Group A Arrest Overview

Arrest Total 5
Adult Arrest Total 5
Juvenile Arrest Total 0

Group A Offenses	Reported 2020	Reported 2021	% of Change*	Crime Rate per 1,000	Total Arrests	DV Offense Totals
Murder	0	0		0.0	0	0
Manslaughter	0	0		0.0	0	0
Rape	0	0		0.0	0	0
Sodomy	0	0		0.0	0	0
Sexual Assault w/Object	0	0		0.0	0	0
Fondling	0	0		0.0	0	0
Aggravated Assault	1	0		0.0	0	0
Simple Assault	18	4		0.8	2	2
Intimidation	1	1		0.2	0	1
Kidnapping	0	0		0.0	0	0
Incest	0	0		0.0	0	0
Statutory Rape	0	0		0.0	0	0
Human Trafficking Offenses	0	0		0.0	0	0
Violation of No Contact/Protect.	0	1		0.2	1	1
Robbery	0	0		0.0	0	0
Burglary	2	1		0.2	0	1
Larceny-Theft Offenses	13	1		0.2	0	0
Motor Vehicle Theft	14	5		1.0	1	0
Arson	0	0		0.0	0	0
Destruction of Property	11	2		0.4	0	0
Counterfeiting/Forgery	0	0		0.0	0	0
Fraud Offenses	1	0		0.0	0	0
Embezzlement	0	0		0.0	0	0
Extortion/Blackmail	1	0		0.0	0	0
Bribery	0	0		0.0	0	0
Stolen Property Offenses	0	0		0.0	0	0
Animal Cruelty	0	0		0.0	0	0
Drug/Narcotic Violations	6	2		0.4	1	0
Drug Equipment Violations	0	0		0.0	0	0
Gambling Offenses	0	0		0.0	0	0
Pornography	0	0		0.0	0	0
Prostitution Offenses	0	0		0.0	0	0
Weapon Law Violations	1	1		0.2	0	0
Grand Total	69	18		3.6	5	5

* Please see #10 in the NIBRS Individual Agency Page Table Legend on page 88

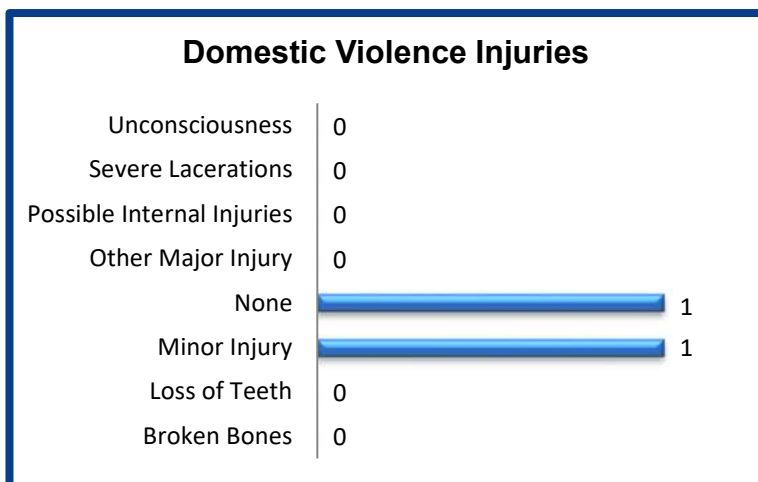
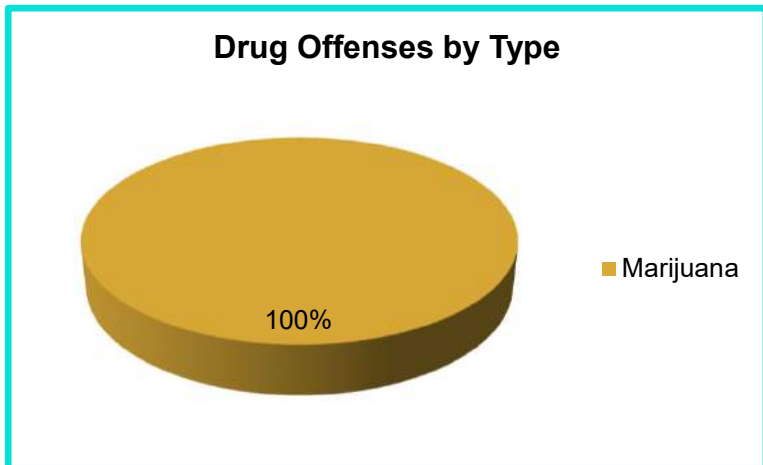
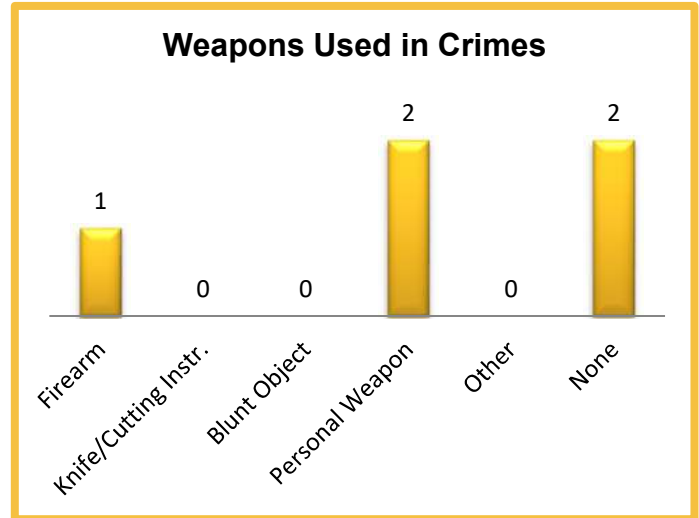
2021 Washington NIBRS Submission Agencies

MATTAWA PD

Continued

2021 Group B Arrests

Offense	Adult	Juvenile
Bad Checks	0	0
Curfew/Vagrancy	0	0
Disorderly Conduct	0	0
Drunkenness	0	0
DUI	6	0
Family Offenses	0	0
Liquor Law Violations	1	0
Peeping Tom	0	0
Trespass	0	0
All Other Offenses	7	3
Total	14	3



2021 Property Values by Type

Type	Value
Seized	\$0
Burned	\$0
Counterfeited/Forged	\$0
Destroyed/Damaged	\$17,000
Recovered	\$23,985
Stolen	\$62,835
Total	\$103,820

2021 Washington NIBRS Submission Agencies

MOSES LAKE PD

Grant County

Population: 25,330
Months Reported: 12

Offense Overview

Offense Total 2,298
of Cleared Offense 978
Percent Cleared 42.6%

Group A Arrest Overview

Arrest Total 823
Adult Arrest Total 716
Juvenile Arrest Total 107

Group A Offenses	Reported 2020	Reported 2021	% of Change	Crime Rate per 1,000	Total Arrests	DV Offense Totals
Murder	0	3		0.1	3	0
Manslaughter	0	0		0.0	0	0
Rape	1	9	800.0%	0.4	4	5
Sodomy	1	1	0.0%	0.0	0	0
Sexual Assault w/Object	0	0		0.0	0	0
Fondling	3	1	-66.7%	0.0	2	0
Aggravated Assault	81	88	8.6%	3.5	53	39
Simple Assault	222	296	33.3%	11.7	237	195
Intimidation	8	24	200.0%	0.9	6	4
Kidnapping	5	4	-20.0%	0.2	6	4
Incest	0	1		0.0	0	1
Statutory Rape	1	0	-100.0%	0.0	0	0
Human Trafficking Offenses	0	0		0.0	0	0
Violation of No Contact/Protect.	66	74	12.1%	2.9	49	66
Robbery	18	19	5.6%	0.8	14	3
Burglary	141	185	31.2%	7.3	93	10
Larceny-Theft Offenses	705	974	38.2%	38.5	206	12
Motor Vehicle Theft	87	112	28.7%	4.4	13	5
Arson	5	7	40.0%	0.3	0	0
Destruction of Property	161	241	49.7%	9.5	59	52
Counterfeiting/Forgery	23	15	-34.8%	0.6	1	0
Fraud Offenses	144	64	-55.6%	2.5	2	0
Embezzlement	3	1	-66.7%	0.0	1	0
Extortion/Blackmail	0	1		0.0	0	0
Bribery	0	0		0.0	0	0
Stolen Property Offenses	22	25	13.6%	1.0	19	0
Animal Cruelty	2	1	-50.0%	0.0	0	0
Drug/Narcotic Violations	143	63	-55.9%	2.5	33	0
Drug Equipment Violations	87	31	-64.4%	1.2	0	0
Gambling Offenses	0	0		0.0	0	0
Pornography	1	0	-100.0%	0.0	0	0
Prostitution Offenses	0	0		0.0	0	0
Weapon Law Violations	40	58	45.0%	2.3	22	0
Grand Total	1,970	2,298	16.6%	90.7	823	396

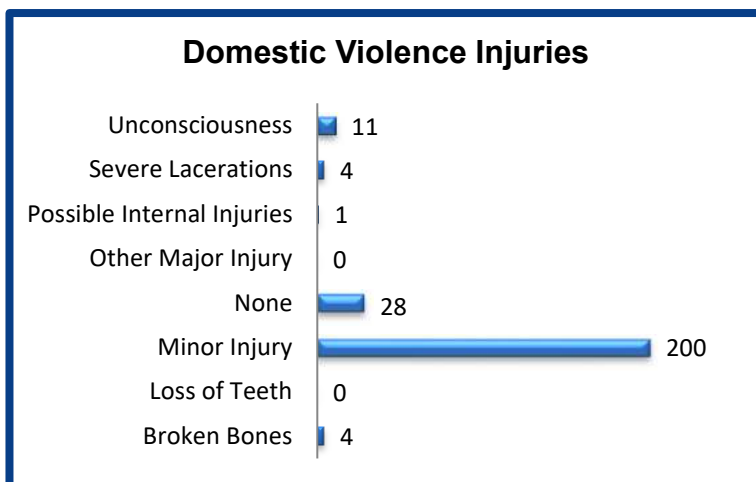
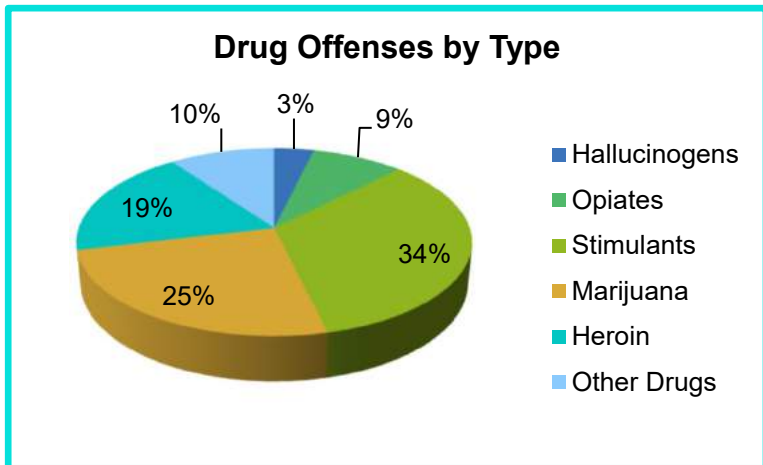
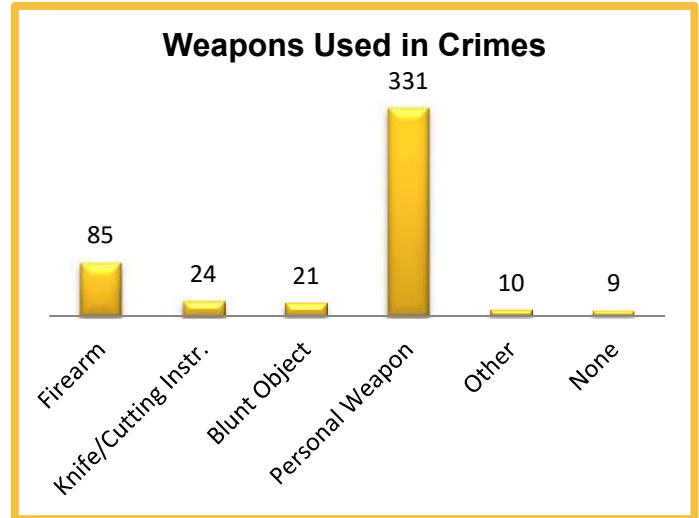
2021 Washington NIBRS Submission Agencies

MOSES LAKE PD

Continued

2021 Group B Arrests

Offense	Adult	Juvenile
Bad Checks	0	0
Curfew/Vagrancy	0	0
Disorderly Conduct	13	4
Drunkenness	0	0
DUI	49	0
Family Offenses	0	0
Liquor Law Violations	1	9
Peeping Tom	0	0
Trespass	23	1
All Other Offenses	56	7
Total	142	21



2021 Property Values by Type

Type	Value
Seized	\$17,732
Burned	\$13,063
Counterfeited/Forged	\$2,815
Destroyed/Damaged	\$274,990
Recovered	\$893,440
Stolen	\$1,790,201
Total	\$2,992,241

2021 Washington NIBRS Submission Agencies

QUINCY PD

Grant County

Population: 8,170
Months Reported: 12

Offense Overview

Offense Total 376
of Cleared Offense 76
Percent Cleared 20.2%

Group A Arrest Overview

Arrest Total 63
Adult Arrest Total 56
Juvenile Arrest Total 7

Group A Offenses	Reported 2020	Reported 2021	% of Change	Crime Rate per 1,000	Total Arrests	DV Offense Totals
Murder	0	0		0.0	0	0
Manslaughter	0	0		0.0	0	0
Rape	4	6	50.0%	0.7	1	2
Sodomy	0	0		0.0	0	0
Sexual Assault w/Object	0	0		0.0	0	0
Fondling	3	6	100.0%	0.7	1	2
Aggravated Assault	16	7	-56.3%	0.9	5	3
Simple Assault	63	68	7.9%	8.3	27	44
Intimidation	7	6	-14.3%	0.7	2	2
Kidnapping	3	3	0.0%	0.4	2	3
Incest	0	0		0.0	0	0
Statutory Rape	0	0		0.0	0	0
Human Trafficking Offenses	0	0		0.0	0	0
Violation of No Contact/Protect.	38	20	-47.4%	2.4	8	16
Robbery	0	1		0.1	1	0
Burglary	49	25	-49.0%	3.1	4	3
Larceny-Theft Offenses	102	77	-24.5%	9.4	1	1
Motor Vehicle Theft	26	26	0.0%	3.2	0	2
Arson	0	2		0.2	1	1
Destruction of Property	93	94	1.1%	11.5	3	6
Counterfeiting/Forgery	3	0	-100.0%	0.0	0	0
Fraud Offenses	9	7	-22.2%	0.9	0	1
Embezzlement	0	0		0.0	0	0
Extortion/Blackmail	0	0		0.0	0	0
Bribery	1	0	-100.0%	0.0	0	0
Stolen Property Offenses	3	9	200.0%	1.1	4	1
Animal Cruelty	2	2	0.0%	0.2	0	0
Drug/Narcotic Violations	16	4	-75.0%	0.5	2	0
Drug Equipment Violations	6	1	-83.3%	0.1	0	0
Gambling Offenses	0	0		0.0	0	0
Pornography	0	0		0.0	0	0
Prostitution Offenses	0	0		0.0	0	0
Weapon Law Violations	10	12	20.0%	1.5	1	0
Grand Total	454	376	-17.2%	46.0	63	87

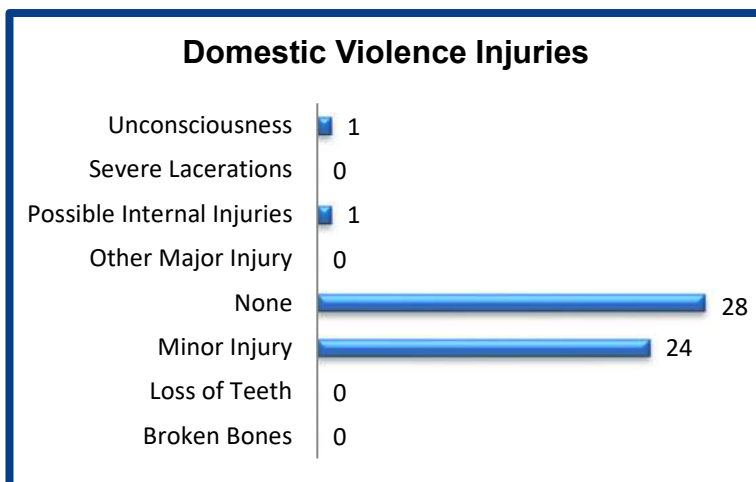
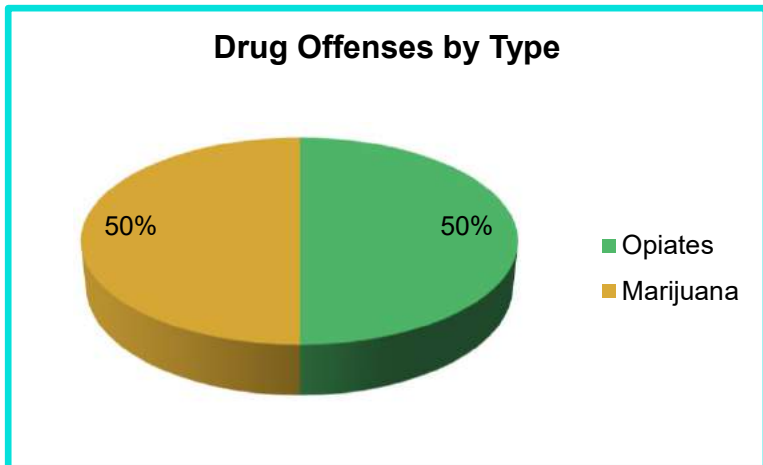
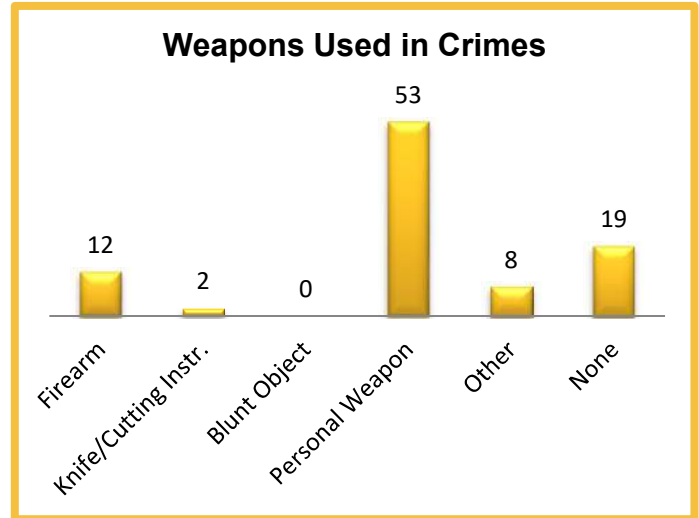
2021 Washington NIBRS Submission Agencies

QUINCY PD

Continued

2021 Group B Arrests

Offense	Adult	Juvenile
Bad Checks	0	0
Curfew/Vagrancy	0	0
Disorderly Conduct	0	0
Drunkenness	0	0
DUI	19	0
Family Offenses	0	0
Liquor Law Violations	0	0
Peeping Tom	0	0
Trespass	1	0
All Other Offenses	132	10
Total	152	10



2021 Property Values by Type

Type	Value
Seized	\$10
Burned	\$500,025
Counterfeited/Forged	\$0
Destroyed/Damaged	\$122,208
Recovered	\$103,600
Stolen	\$691,858
Total	\$1,417,701

2021 Washington NIBRS Submission Agencies

ROYAL CITY PD

Grant County

Population: 2,715
Months Reported: 12

Offense Overview

Offense Total 52
of Cleared Offense 8
Percent Cleared 15.4%

Group A Arrest Overview

Arrest Total 7
Adult Arrest Total 7
Juvenile Arrest Total 0

Group A Offenses	Reported 2020	Reported 2021	% of Change	Crime Rate per 1,000	Total Arrests	DV Offense Totals
Murder	0	0		0.0	0	0
Manslaughter	0	0		0.0	0	0
Rape	1	0	-100.0%	0.0	0	0
Sodomy	0	0		0.0	0	0
Sexual Assault w/Object	0	0		0.0	0	0
Fondling	2	0	-100.0%	0.0	0	0
Aggravated Assault	2	1	-50.0%	0.4	1	0
Simple Assault	12	3	-75.0%	1.1	2	3
Intimidation	0	0		0.0	0	0
Kidnapping	2	0	-100.0%	0.0	0	0
Incest	0	0		0.0	0	0
Statutory Rape	0	0		0.0	0	0
Human Trafficking Offenses	0	0		0.0	0	0
Violation of No Contact/Protect.	1	2	100.0%	0.7	2	1
Robbery	1	0	-100.0%	0.0	1	0
Burglary	10	8	-20.0%	2.9	0	0
Larceny-Theft Offenses	17	19	11.8%	7.0	0	0
Motor Vehicle Theft	6	5	-16.7%	1.8	0	0
Arson	0	0		0.0	0	0
Destruction of Property	4	10	150.0%	3.7	0	0
Counterfeiting/Forgery	0	0		0.0	0	0
Fraud Offenses	0	1		0.4	0	0
Embezzlement	0	0		0.0	0	0
Extortion/Blackmail	0	0		0.0	0	0
Bribery	0	0		0.0	0	0
Stolen Property Offenses	0	1		0.4	0	0
Animal Cruelty	0	0		0.0	0	0
Drug/Narcotic Violations	0	1		0.4	1	0
Drug Equipment Violations	0	0		0.0	0	0
Gambling Offenses	0	0		0.0	0	0
Pornography	0	0		0.0	0	0
Prostitution Offenses	0	0		0.0	0	0
Weapon Law Violations	1	1	0.0%	0.4	0	0
Grand Total	59	52	-11.9%	19.2	7	4

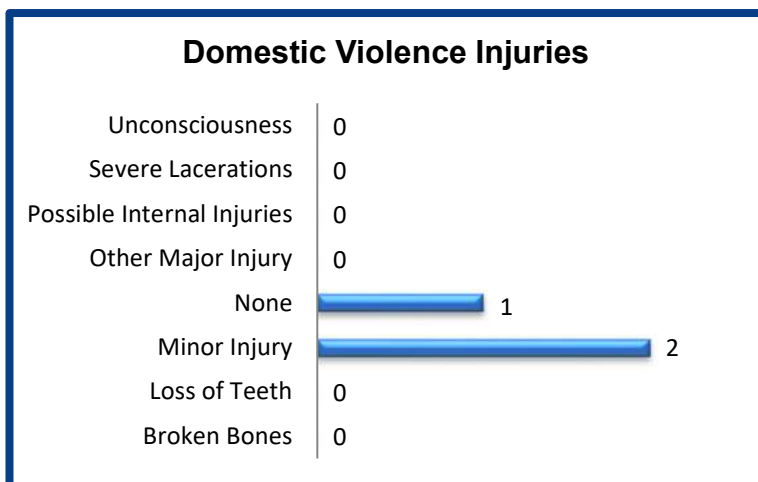
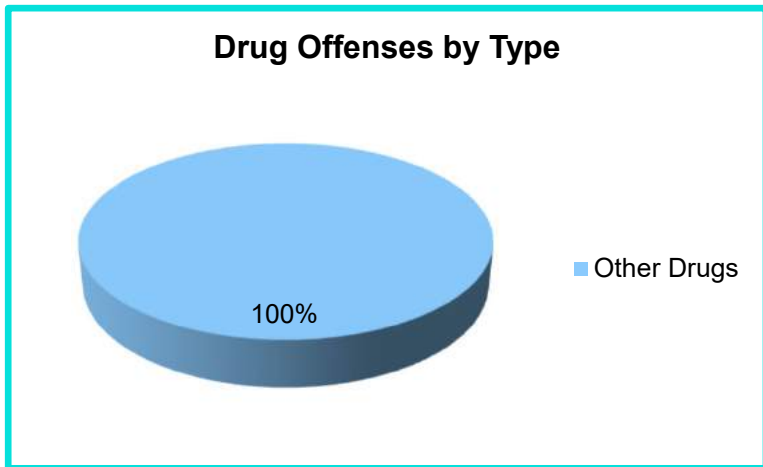
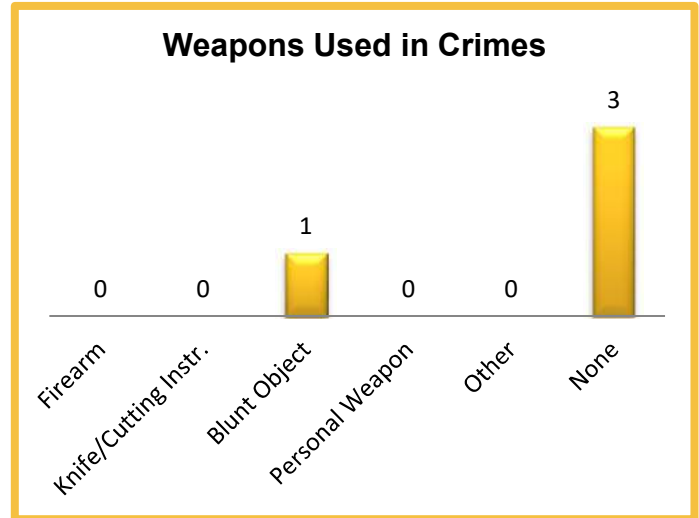
2021 Washington NIBRS Submission Agencies

ROYAL CITY PD

Continued

2021 Group B Arrests

Offense	Adult	Juvenile
Bad Checks	0	0
Curfew/Vagrancy	0	0
Disorderly Conduct	0	0
Drunkenness	0	0
DUI	1	0
Family Offenses	0	0
Liquor Law Violations	0	0
Peeping Tom	0	0
Trespass	3	0
All Other Offenses	8	4
Total	12	4



2021 Property Values by Type

Type	Value
Seized	\$1
Burned	\$0
Counterfeited/Forged	\$0
Destroyed/Damaged	\$6,912
Recovered	\$49,000
Stolen	\$81,233
Total	\$137,146

2021 Washington NIBRS Submission Agencies

SOAP LAKE PD

Grant County

Population: 1,590
Months Reported: 12

Offense Overview

Offense Total 109
of Cleared Offense 54
Percent Cleared 49.5%

Group A Arrest Overview

Arrest Total 50
Adult Arrest Total 47
Juvenile Arrest Total 3

Group A Offenses	Reported 2020	Reported 2021	% of Change	Crime Rate per 1,000	Total Arrests	DV Offense Totals
Murder	0	0		0.0	0	0
Manslaughter	0	0		0.0	0	0
Rape	0	0		0.0	0	0
Sodomy	0	0		0.0	0	0
Sexual Assault w/Object	0	0		0.0	0	0
Fondling	0	0		0.0	0	0
Aggravated Assault	5	8	60.0%	5.0	5	1
Simple Assault	13	21	61.5%	13.2	16	11
Intimidation	0	1		0.6	1	0
Kidnapping	1	0	-100.0%	0.0	0	0
Incest	0	0		0.0	0	0
Statutory Rape	0	0		0.0	0	0
Human Trafficking Offenses	0	0		0.0	0	0
Violation of No Contact/Protect.	9	9	0.0%	5.7	8	8
Robbery	0	0		0.0	0	0
Burglary	20	9	-55.0%	5.7	3	0
Larceny-Theft Offenses	34	40	17.6%	25.2	8	0
Motor Vehicle Theft	7	4	-42.9%	2.5	2	0
Arson	0	0		0.0	0	0
Destruction of Property	25	10	-60.0%	6.3	2	0
Counterfeiting/Forgery	1	1	0.0%	0.6	1	0
Fraud Offenses	1	1	0.0%	0.6	0	0
Embezzlement	0	0		0.0	0	0
Extortion/Blackmail	0	0		0.0	0	0
Bribery	0	0		0.0	0	0
Stolen Property Offenses	2	1	-50.0%	0.6	1	0
Animal Cruelty	0	0		0.0	0	0
Drug/Narcotic Violations	4	3	-25.0%	1.9	2	0
Drug Equipment Violations	0	0		0.0	0	0
Gambling Offenses	0	0		0.0	0	0
Pornography	0	0		0.0	0	0
Prostitution Offenses	0	0		0.0	0	0
Weapon Law Violations	2	1	-50.0%	0.6	1	0
Grand Total	124	109	-12.1%	68.6	50	20

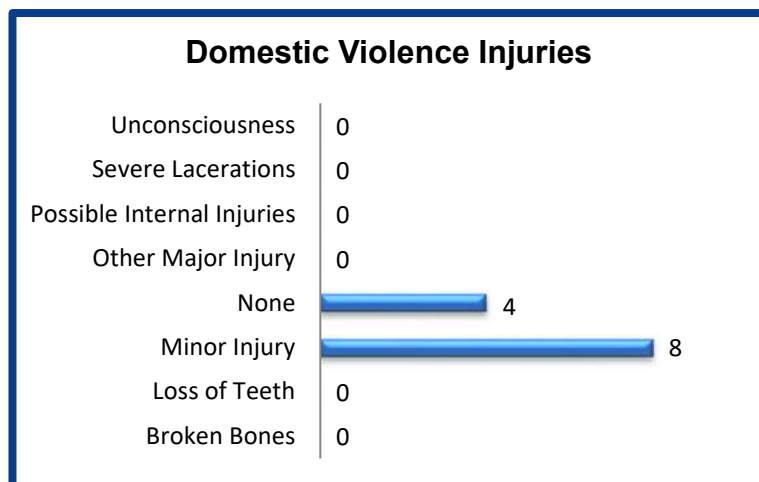
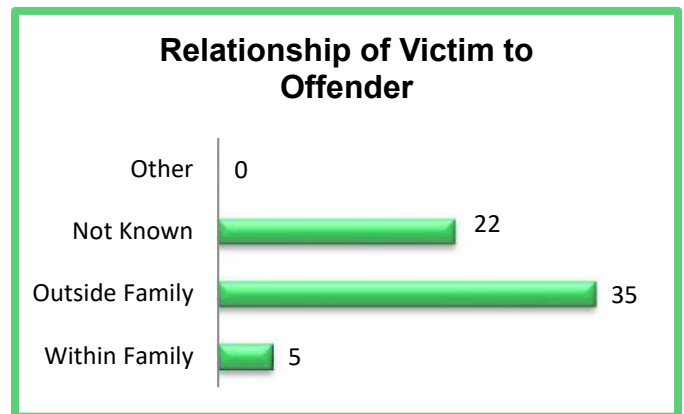
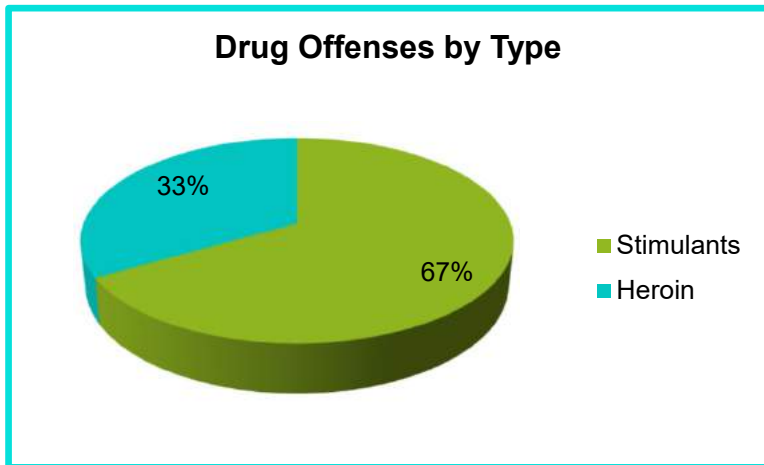
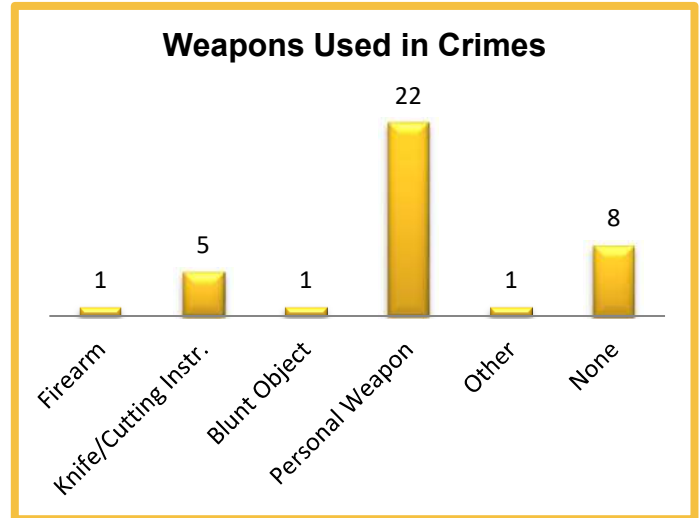
2021 Washington NIBRS Submission Agencies

SOAP LAKE PD

Continued

2021 Group B Arrests

Offense	Adult	Juvenile
Bad Checks	0	0
Curfew/Vagrancy	0	0
Disorderly Conduct	2	0
Drunkenness	0	0
DUI	6	0
Family Offenses	0	0
Liquor Law Violations	0	0
Peeping Tom	0	0
Trespass	3	0
All Other Offenses	10	0
Total	21	0



2021 Property Values by Type

Type	Value
Seized	\$0
Burned	\$0
Counterfeited/Forged	\$1,900
Destroyed/Damaged	\$6,700
Recovered	\$31,515
Stolen	\$213,255
Total	\$253,370

2021 Washington NIBRS Submission Agencies

WARDEN PD

Grant County

Population: 2,865
Months Reported: 12

Offense Overview

Offense Total 146
of Cleared Offense 51
Percent Cleared 34.9%

Group A Arrest Overview

Arrest Total 46
Adult Arrest Total 44
Juvenile Arrest Total 2

Group A Offenses	Reported 2020	Reported 2021	% of Change	Crime Rate per 1,000	Total Arrests	DV Offense Totals
Murder	0	0		0.0	0	0
Manslaughter	0	0		0.0	0	0
Rape	0	1		0.3	0	0
Sodomy	0	0		0.0	0	0
Sexual Assault w/Object	0	0		0.0	0	0
Fondling	4	0	-100.0%	0.0	0	0
Aggravated Assault	6	7	16.7%	2.4	7	3
Simple Assault	13	16	23.1%	5.6	8	10
Intimidation	2	8	300.0%	2.8	2	2
Kidnapping	0	0		0.0	0	0
Incest	0	0		0.0	0	0
Statutory Rape	0	0		0.0	0	0
Human Trafficking Offenses	0	0		0.0	0	0
Violation of No Contact/Protect.	8	16	100.0%	5.6	15	8
Robbery	0	0		0.0	0	0
Burglary	11	12	9.1%	4.2	2	0
Larceny-Theft Offenses	28	24	-14.3%	8.4	2	1
Motor Vehicle Theft	7	7	0.0%	2.4	1	1
Arson	1	1	0.0%	0.3	1	0
Destruction of Property	16	31	93.8%	10.8	5	4
Counterfeiting/Forgery	2	2	0.0%	0.7	1	0
Fraud Offenses	1	12	1100.0%	4.2	1	0
Embezzlement	0	0		0.0	0	0
Extortion/Blackmail	0	0		0.0	0	0
Bribery	0	0		0.0	0	0
Stolen Property Offenses	2	0	-100.0%	0.0	0	0
Animal Cruelty	0	2		0.7	0	0
Drug/Narcotic Violations	2	3	50.0%	1.0	0	0
Drug Equipment Violations	1	0	-100.0%	0.0	0	0
Gambling Offenses	0	0		0.0	0	0
Pornography	0	0		0.0	0	0
Prostitution Offenses	0	0		0.0	0	0
Weapon Law Violations	5	4	-20.0%	1.4	1	0
Grand Total	109	146	33.9%	51.0	46	29

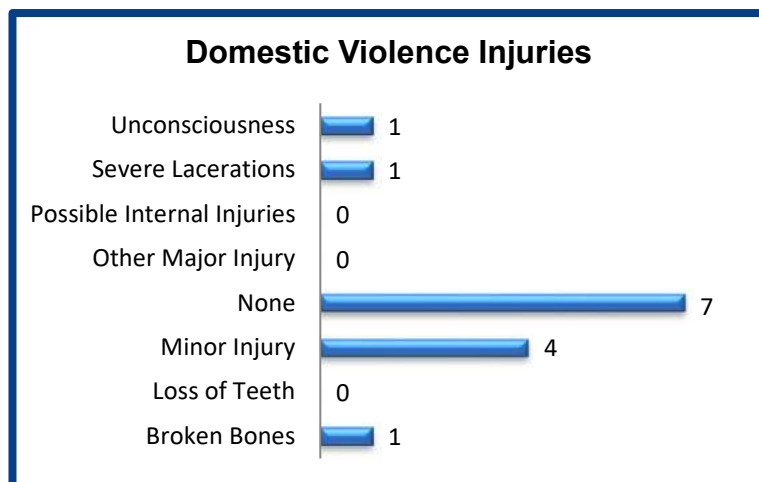
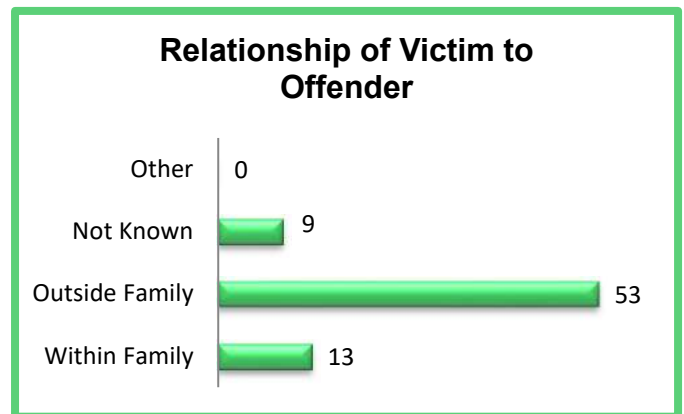
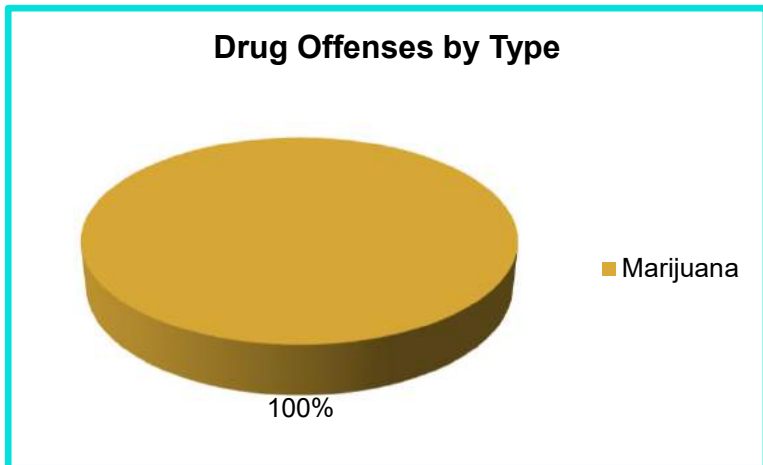
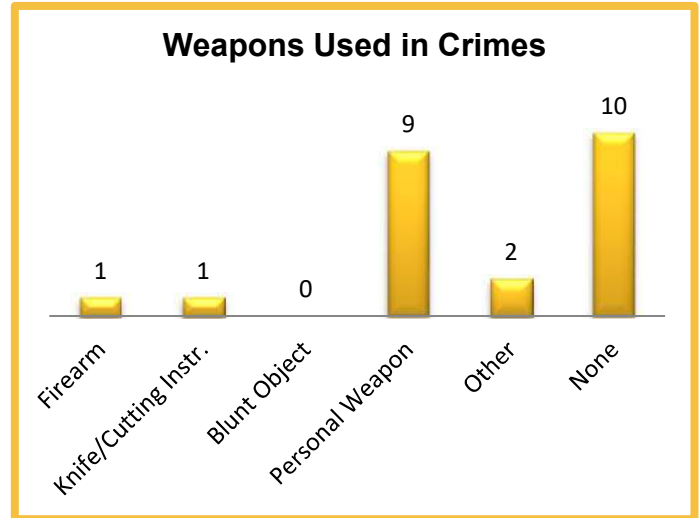
2021 Washington NIBRS Submission Agencies

WARDEN PD

Continued

2021 Group B Arrests

Offense	Adult	Juvenile
Bad Checks	0	0
Curfew/Vagrancy	0	0
Disorderly Conduct	0	0
Drunkenness	0	0
DUI	3	0
Family Offenses	0	0
Liquor Law Violations	0	0
Peeping Tom	0	0
Trespass	0	0
All Other Offenses	25	1
Total	28	1



2021 Property Values by Type

Type	Value
Seized	\$0
Burned	\$1
Counterfeited/Forged	\$100
Destroyed/Damaged	\$25,196
Recovered	\$6,903
Stolen	\$50,179
Total	\$82,379

2021 Washington NIBRS Submission Agencies

GRAYS HARBOR SO

Grays Harbor County

Population: 28,755
Months Reported: 12

Offense Overview

Offense Total 778
of Cleared Offense 312
Percent Cleared 40.1%

Group A Arrest Overview

Arrest Total 310
Adult Arrest Total 300
Juvenile Arrest Total 10

Group A Offenses	Reported 2020	Reported 2021	% of Change	Crime Rate per 1,000	Total Arrests	DV Offense Totals
Murder	2	1	-50.0%	0.0	1	0
Manslaughter	0	0		0.0	0	0
Rape	6	11	83.3%	0.4	3	5
Sodomy	1	2	100.0%	0.1	0	0
Sexual Assault w/Object	0	0		0.0	0	0
Fondling	10	10	0.0%	0.3	5	2
Aggravated Assault	20	19	-5.0%	0.7	14	10
Simple Assault	186	161	-13.4%	5.6	90	96
Intimidation	20	32	60.0%	1.1	11	7
Kidnapping	1	1	0.0%	0.0	1	1
Incest	0	1		0.0	0	1
Statutory Rape	1	0	-100.0%	0.0	0	0
Human Trafficking Offenses	0	0		0.0	0	0
Violation of No Contact/Protect.	86	65	-24.4%	2.3	42	57
Robbery	1	6	500.0%	0.2	4	0
Burglary	79	96	21.5%	3.3	28	2
Larceny-Theft Offenses	141	145	2.8%	5.0	20	2
Motor Vehicle Theft	19	31	63.2%	1.1	7	4
Arson	5	5	0.0%	0.2	3	0
Destruction of Property	109	110	0.9%	3.8	23	17
Counterfeiting/Forgery	3	3	0.0%	0.1	2	1
Fraud Offenses	6	7	16.7%	0.2	1	2
Embezzlement	0	0		0.0	0	0
Extortion/Blackmail	0	0		0.0	0	0
Bribery	0	0		0.0	0	0
Stolen Property Offenses	5	11	120.0%	0.4	7	0
Animal Cruelty	1	2	100.0%	0.1	1	0
Drug/Narcotic Violations	96	29	-69.8%	1.0	32	0
Drug Equipment Violations	12	9	-25.0%	0.3	4	0
Gambling Offenses	0	0		0.0	0	0
Pornography	7	5	-28.6%	0.2	1	0
Prostitution Offenses	0	0		0.0	0	0
Weapon Law Violations	31	16	-48.4%	0.6	10	0
Grand Total	848	778	-8.3%	27.1	310	207

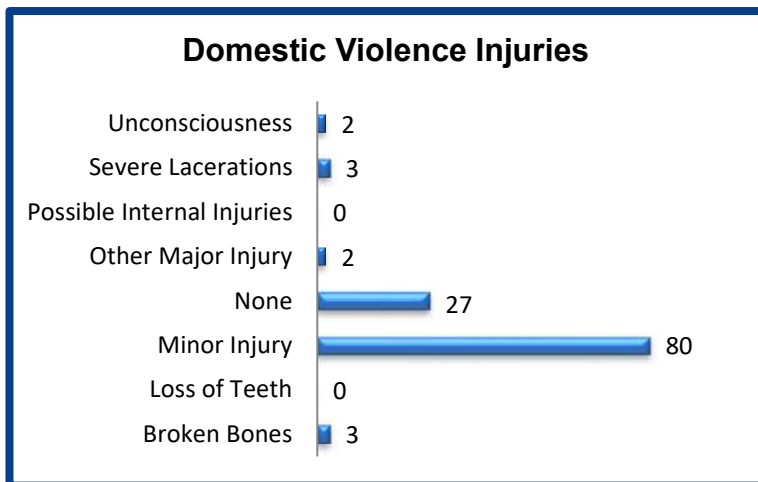
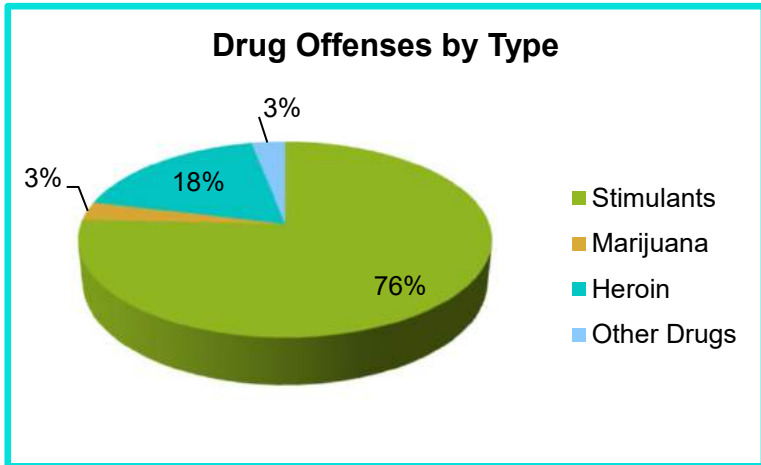
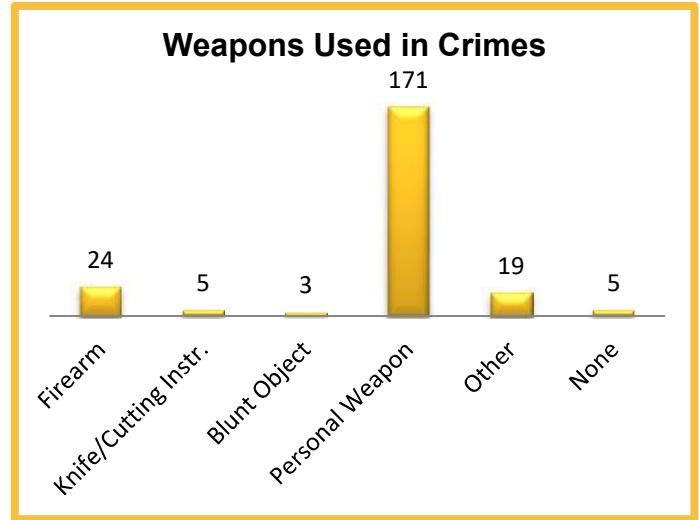
2021 Washington NIBRS Submission Agencies

GRAYS HARBOR SO

Continued

2021 Group B Arrests

Offense	Adult	Juvenile
Bad Checks	0	0
Curfew/Vagrancy	0	0
Disorderly Conduct	2	0
Drunkenness	0	0
DUI	49	0
Family Offenses	0	0
Liquor Law Violations	5	0
Peeping Tom	0	0
Trespass	40	1
All Other Offenses	50	0
Total	146	1



2021 Property Values by Type

Type	Value
Seized	\$17
Burned	\$46,402
Counterfeited/Forged	\$1,100
Destroyed/Damaged	\$130,789
Recovered	\$321,210
Stolen	\$1,136,430
Total	\$1,635,948

2021 Washington NIBRS Submission Agencies

ABERDEEN PD

Grays Harbor County

Population: 17,020
Months Reported: 12

Offense Overview

Offense Total 1,450
of Cleared Offense 758
Percent Cleared 52.3%

Group A Arrest Overview

Arrest Total 648
Adult Arrest Total 642
Juvenile Arrest Total 6

Group A Offenses	Reported 2020	Reported 2021	% of Change	Crime Rate per 1,000	Total Arrests	DV Offense Totals
Murder	0	1		0.1	1	0
Manslaughter	0	0		0.0	0	0
Rape	11	17	54.5%	1.0	3	1
Sodomy	0	0		0.0	0	0
Sexual Assault w/Object	0	0		0.0	0	0
Fondling	27	33	22.2%	1.9	2	0
Aggravated Assault	40	33	-17.5%	1.9	36	9
Simple Assault	275	225	-18.2%	13.2	126	108
Intimidation	43	23	-46.5%	1.4	5	2
Kidnapping	4	3	-25.0%	0.2	4	3
Incest	0	0		0.0	0	0
Statutory Rape	0	0		0.0	0	0
Human Trafficking Offenses	0	0		0.0	0	0
Violation of No Contact/Protect.	90	118	31.1%	6.9	49	50
Robbery	8	12	50.0%	0.7	7	0
Burglary	129	127	-1.6%	7.5	39	1
Larceny-Theft Offenses	488	417	-14.5%	24.5	247	0
Motor Vehicle Theft	62	99	59.7%	5.8	16	0
Arson	6	6	0.0%	0.4	5	0
Destruction of Property	131	105	-19.8%	6.2	33	12
Counterfeiting/Forgery	40	24	-40.0%	1.4	0	0
Fraud Offenses	131	30	-77.1%	1.8	4	0
Embezzlement	0	0		0.0	0	0
Extortion/Blackmail	1	1	0.0%	0.1	0	0
Bribery	1	0	-100.0%	0.0	0	0
Stolen Property Offenses	22	17	-22.7%	1.0	11	0
Animal Cruelty	1	1	0.0%	0.1	1	0
Drug/Narcotic Violations	135	41	-69.6%	2.4	16	0
Drug Equipment Violations	149	81	-45.6%	4.8	30	0
Gambling Offenses	0	0		0.0	0	0
Pornography	4	1	-75.0%	0.1	0	0
Prostitution Offenses	16	0	-100.0%	0.0	0	0
Weapon Law Violations	46	35	-23.9%	2.1	13	0
Grand Total	1,860	1,450	-22.0%	85.2	648	186

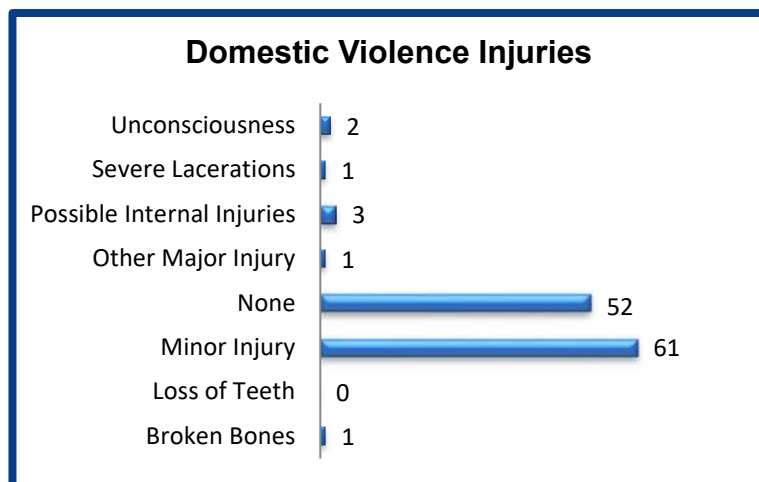
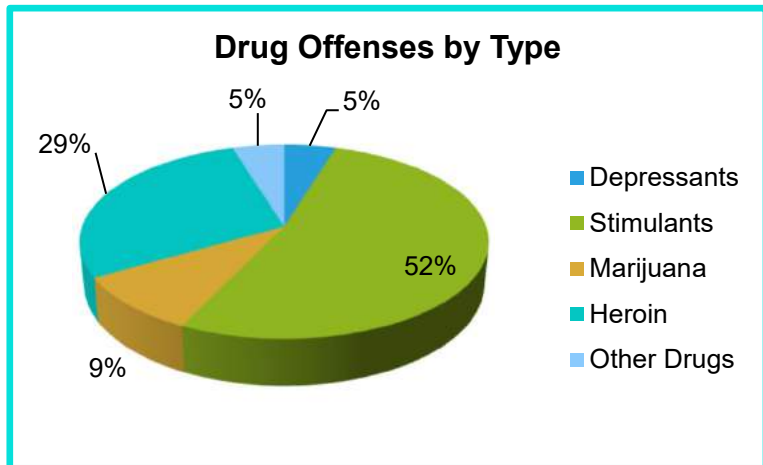
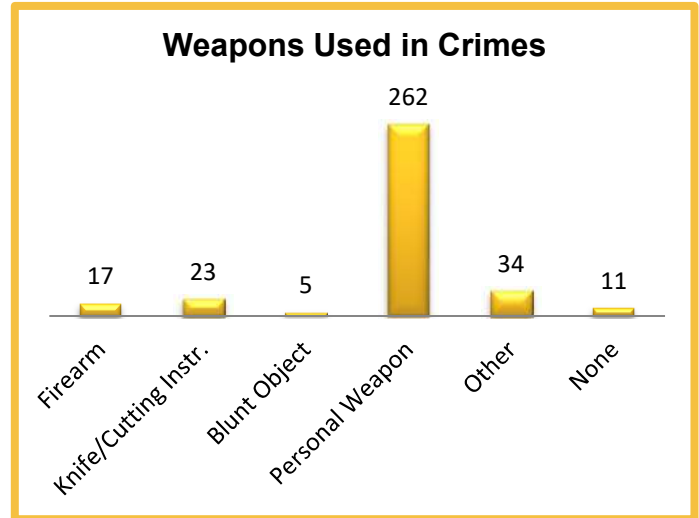
2021 Washington NIBRS Submission Agencies

ABERDEEN PD

Continued

2021 Group B Arrests

Offense	Adult	Juvenile
Bad Checks	0	0
Curfew/Vagrancy	0	0
Disorderly Conduct	28	0
Drunkenness	1	0
DUI	48	1
Family Offenses	0	0
Liquor Law Violations	16	0
Peeping Tom	0	0
Trespass	62	0
All Other Offenses	91	1
Total	246	2



2021 Property Values by Type

Type	Value
Seized	\$13,275
Burned	\$512
Counterfeited/Forged	\$4,326
Destroyed/Damaged	\$103,659
Recovered	\$726,933
Stolen	\$1,299,084
Total	\$2,147,789

2021 Washington NIBRS Submission Agencies

CHEHALIS TRIBAL PD

Grays Harbor County

Population: 0
Months Reported: 12

Offense Overview

Offense Total 222
of Cleared Offense 40
Percent Cleared 18.0%

**First NIBRS
submission year**

Group A Arrest Overview

Arrest Total 24
Adult Arrest Total 23
Juvenile Arrest Total 1

Group A Offenses	Reported 2020	Reported 2021	% of Change	Crime Rate per 1,000	Total Arrests	DV Offense Totals
Murder	0	0		0.0	0	0
Manslaughter	0	0		0.0	0	0
Rape	0	0		0.0	0	0
Sodomy	0	0		0.0	0	0
Sexual Assault w/Object	0	0		0.0	0	0
Fondling	0	3		0.0	0	0
Aggravated Assault	0	4		0.0	1	2
Simple Assault	0	46		0.0	14	34
Intimidation	0	1		0.0	0	0
Kidnapping	0	0		0.0	0	0
Incest	0	0		0.0	0	0
Statutory Rape	0	0		0.0	0	0
Human Trafficking Offenses	0	0		0.0	0	0
Violation of No Contact/Protect.	0	0		0.0	0	0
Robbery	0	1		0.0	1	0
Burglary	0	15		0.0	0	0
Larceny-Theft Offenses	0	71		0.0	0	0
Motor Vehicle Theft	0	23		0.0	3	0
Arson	0	1		0.0	0	0
Destruction of Property	0	15		0.0	2	2
Counterfeiting/Forgery	0	4		0.0	0	0
Fraud Offenses	0	3		0.0	0	0
Embezzlement	0	0		0.0	0	0
Extortion/Blackmail	0	0		0.0	0	0
Bribery	0	0		0.0	0	0
Stolen Property Offenses	0	1		0.0	1	0
Animal Cruelty	0	0		0.0	0	0
Drug/Narcotic Violations	0	23		0.0	2	0
Drug Equipment Violations	0	10		0.0	0	0
Gambling Offenses	0	0		0.0	0	0
Pornography	0	0		0.0	0	0
Prostitution Offenses	0	0		0.0	0	0
Weapon Law Violations	0	1		0.0	0	0
Grand Total	0	222		0.0	24	38

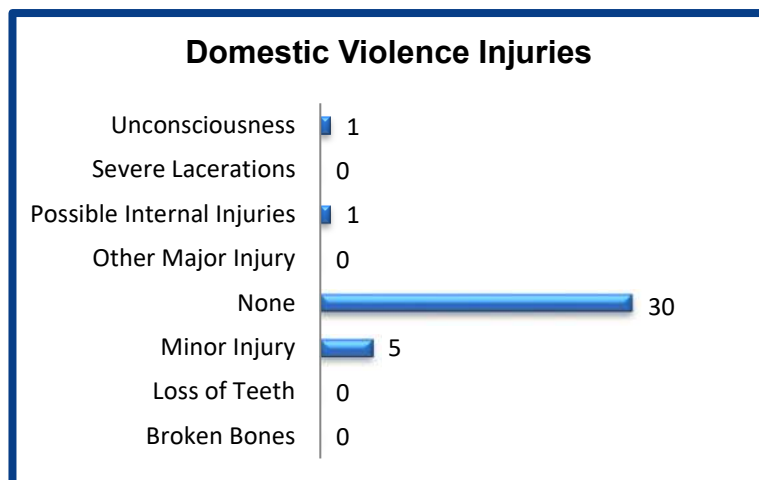
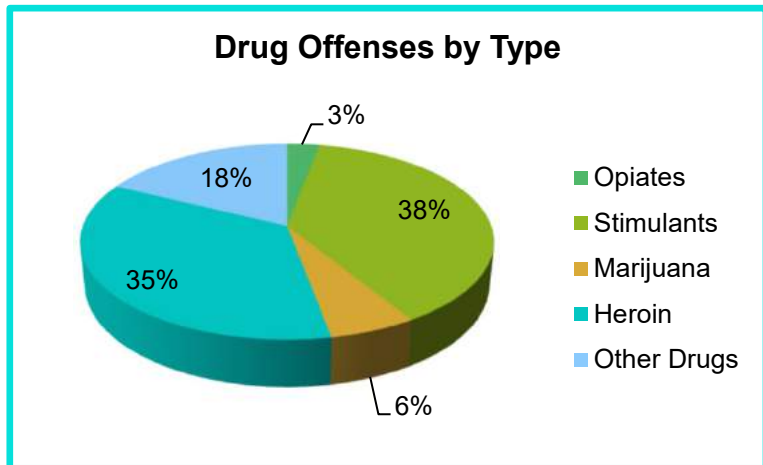
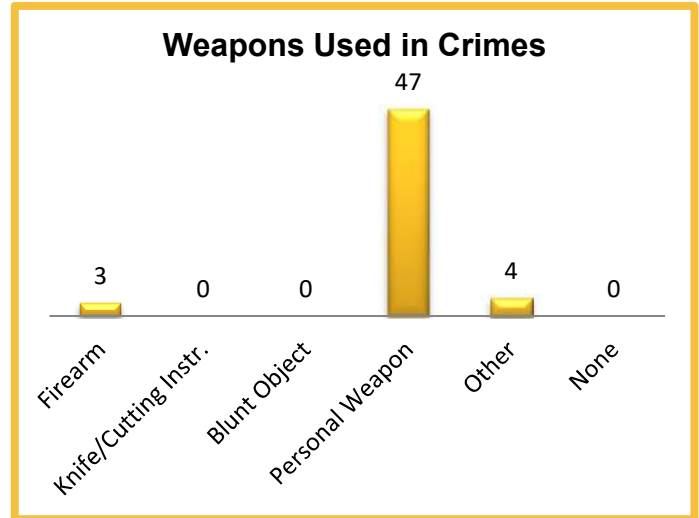
2021 Washington NIBRS Submission Agencies

CHEHALIS TRIBAL PD

Continued

2021 Group B Arrests

Offense	Adult	Juvenile
Bad Checks	0	0
Curfew/Vagrancy	0	0
Disorderly Conduct	0	0
Drunkenness	1	0
DUI	4	0
Family Offenses	0	0
Liquor Law Violations	0	0
Peeping Tom	0	0
Trespass	1	0
All Other Offenses	4	0
Total	10	0



2021 Property Values by Type

Type	Value
Seized	\$26,739
Burned	\$10,000
Counterfeited/Forged	\$0
Destroyed/Damaged	\$78,680
Recovered	\$285,388
Stolen	\$535,927
Total	\$936,734

2021 Washington NIBRS Submission Agencies

ELMA PD

Grays Harbor County

Population: 3,440
Months Reported: 12

Offense Overview

Offense Total 188
of Cleared Offense 79
Percent Cleared 42.0%

Group A Arrest Overview

Arrest Total 74
Adult Arrest Total 67
Juvenile Arrest Total 7

Group A Offenses	Reported 2020	Reported 2021	% of Change	Crime Rate per 1,000	Total Arrests	DV Offense Totals
Murder	0	1		0.3	1	0
Manslaughter	0	0		0.0	0	0
Rape	3	0	-100.0%	0.0	2	0
Sodomy	0	0		0.0	0	0
Sexual Assault w/Object	0	0		0.0	0	0
Fondling	5	4	-20.0%	1.2	2	0
Aggravated Assault	3	3	0.0%	0.9	1	1
Simple Assault	26	29	11.5%	8.4	21	19
Intimidation	20	10	-50.0%	2.9	1	0
Kidnapping	0	0		0.0	1	0
Incest	0	0		0.0	0	0
Statutory Rape	0	0		0.0	0	0
Human Trafficking Offenses	0	0		0.0	0	0
Violation of No Contact/Protect.	6	10	66.7%	2.9	8	0
Robbery	0	0		0.0	0	0
Burglary	19	17	-10.5%	4.9	5	0
Larceny-Theft Offenses	58	53	-8.6%	15.4	11	1
Motor Vehicle Theft	6	4	-33.3%	1.2	2	0
Arson	0	1		0.3	1	1
Destruction of Property	24	26	8.3%	7.6	8	2
Counterfeiting/Forgery	1	1	0.0%	0.3	0	0
Fraud Offenses	28	13	-53.6%	3.8	2	0
Embezzlement	0	0		0.0	0	0
Extortion/Blackmail	1	0	-100.0%	0.0	0	0
Bribery	0	0		0.0	0	0
Stolen Property Offenses	0	2		0.6	4	0
Animal Cruelty	1	0	-100.0%	0.0	0	0
Drug/Narcotic Violations	11	9	-18.2%	2.6	2	0
Drug Equipment Violations	5	3	-40.0%	0.9	1	0
Gambling Offenses	0	0		0.0	0	0
Pornography	0	0		0.0	0	0
Prostitution Offenses	0	0		0.0	0	0
Weapon Law Violations	2	2	0.0%	0.6	1	0
Grand Total	219	188	-14.2%	54.7	74	24

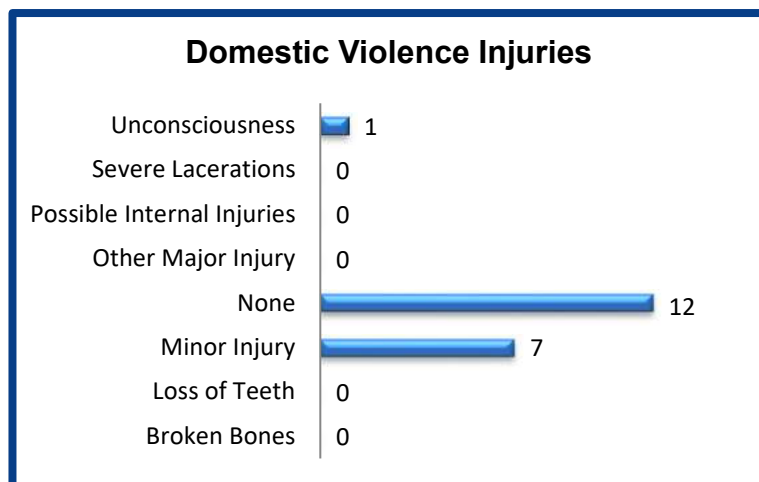
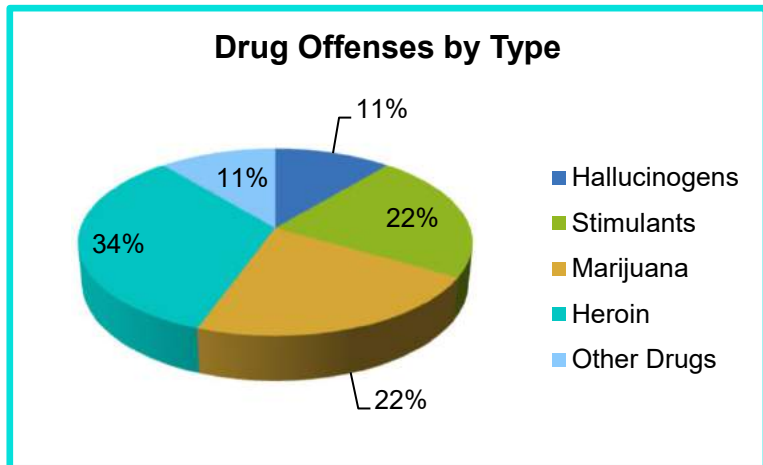
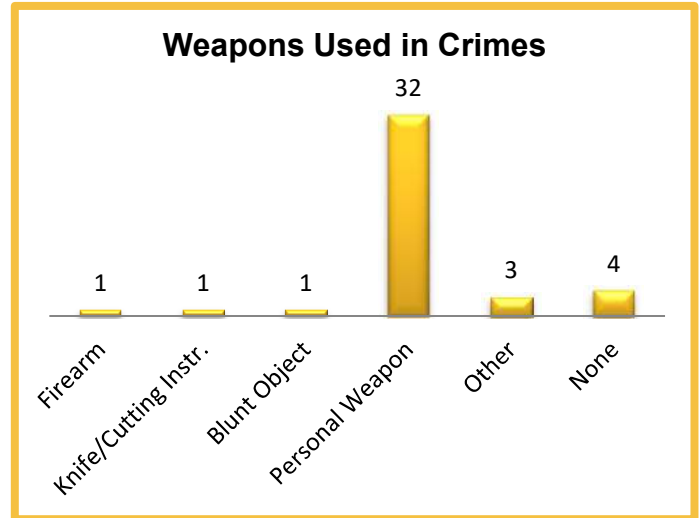
2021 Washington NIBRS Submission Agencies

ELMA PD

Continued

2021 Group B Arrests

Offense	Adult	Juvenile
Bad Checks	0	0
Curfew/Vagrancy	0	0
Disorderly Conduct	8	0
Drunkenness	0	0
DUI	24	1
Family Offenses	0	0
Liquor Law Violations	2	0
Peeping Tom	0	0
Trespass	2	0
All Other Offenses	13	0
Total	49	1



2021 Property Values by Type

Type	Value
Seized	\$34
Burned	\$3,500
Counterfeited/Forged	\$0
Destroyed/Damaged	\$34,316
Recovered	\$13,933
Stolen	\$85,358
Total	\$137,141

2021 Washington NIBRS Submission Agencies

HOQUIAM PD

Grays Harbor County

Population: 8,600
Months Reported: 12

Offense Overview

Offense Total 578
of Cleared Offense 147
Percent Cleared 25.4%

Group A Arrest Overview

Arrest Total 111
Adult Arrest Total 111
Juvenile Arrest Total 0

Group A Offenses	Reported 2020	Reported 2021	% of Change	Crime Rate per 1,000	Total Arrests	DV Offense Totals
Murder	0	0		0.0	0	0
Manslaughter	0	0		0.0	0	0
Rape	1	3	200.0%	0.3	0	1
Sodomy	0	0		0.0	0	0
Sexual Assault w/Object	0	0		0.0	0	0
Fondling	28	17	-39.3%	2.0	0	2
Aggravated Assault	6	12	100.0%	1.4	1	7
Simple Assault	108	90	-16.7%	10.5	33	48
Intimidation	23	12	-47.8%	1.4	0	2
Kidnapping	0	3		0.3	0	2
Incest	0	0		0.0	0	0
Statutory Rape	0	0		0.0	0	0
Human Trafficking Offenses	0	0		0.0	0	0
Violation of No Contact/Protect.	65	54	-16.9%	6.3	13	13
Robbery	1	3	200.0%	0.3	0	0
Burglary	31	38	22.6%	4.4	0	2
Larceny-Theft Offenses	155	124	-20.0%	14.4	14	3
Motor Vehicle Theft	13	25	92.3%	2.9	0	1
Arson	1	2	100.0%	0.2	1	0
Destruction of Property	93	100	7.5%	11.6	24	20
Counterfeiting/Forgery	0	2		0.2	0	0
Fraud Offenses	8	7	-12.5%	0.8	1	0
Embezzlement	0	0		0.0	0	0
Extortion/Blackmail	0	0		0.0	0	0
Bribery	0	0		0.0	0	0
Stolen Property Offenses	4	2	-50.0%	0.2	1	0
Animal Cruelty	0	0		0.0	0	0
Drug/Narcotic Violations	81	42	-48.1%	4.9	2	0
Drug Equipment Violations	83	28	-66.3%	3.3	15	0
Gambling Offenses	0	0		0.0	0	0
Pornography	1	0	-100.0%	0.0	0	0
Prostitution Offenses	0	0		0.0	0	0
Weapon Law Violations	19	14	-26.3%	1.6	6	0
Grand Total	721	578	-19.8%	67.2	111	101

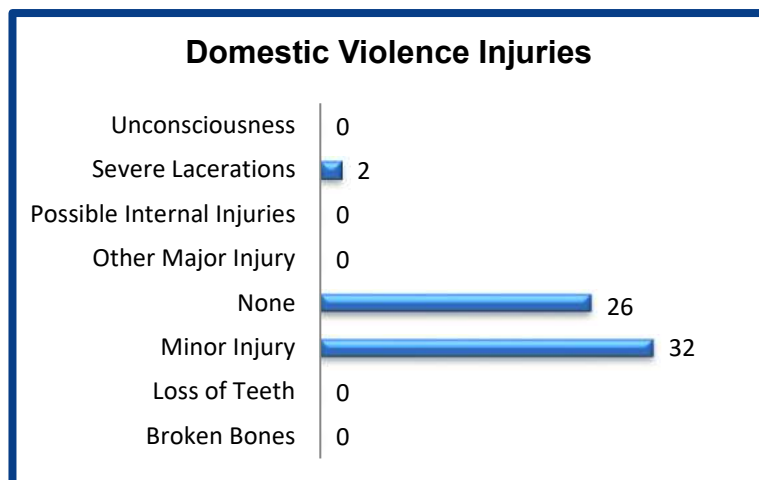
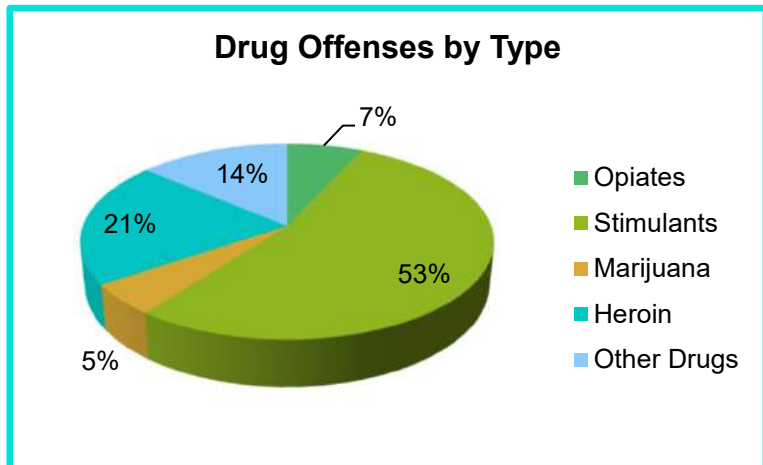
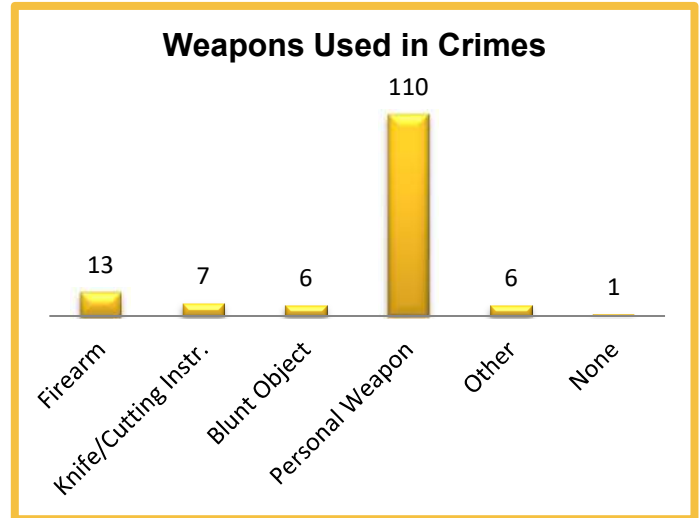
2021 Washington NIBRS Submission Agencies

HOQUIAM PD

Continued

2021 Group B Arrests

Offense	Adult	Juvenile
Bad Checks	0	0
Curfew/Vagrancy	0	0
Disorderly Conduct	7	0
Drunkenness	0	0
DUI	9	0
Family Offenses	0	0
Liquor Law Violations	6	0
Peeping Tom	0	0
Trespass	18	0
All Other Offenses	147	0
Total	187	0



2021 Property Values by Type

Type	Value
Seized	\$7,280
Burned	\$2,000
Counterfeited/Forged	\$0
Destroyed/Damaged	\$132,085
Recovered	\$72,708
Stolen	\$262,788
Total	\$476,861

2021 Washington NIBRS Submission Agencies

MONTESANO PD

Grays Harbor County

Population: 4,210
Months Reported: 12

Offense Overview

Offense Total 132
of Cleared Offense 65
Percent Cleared 49.2%

Group A Arrest Overview

Arrest Total 52
Adult Arrest Total 45
Juvenile Arrest Total 7

Group A Offenses	Reported 2020	Reported 2021	% of Change	Crime Rate per 1,000	Total Arrests	DV Offense Totals
Murder	0	0		0.0	0	0
Manslaughter	0	0		0.0	0	0
Rape	1	1	0.0%	0.2	1	0
Sodomy	0	0		0.0	0	0
Sexual Assault w/Object	1	0	-100.0%	0.0	0	0
Fondling	3	2	-33.3%	0.5	0	1
Aggravated Assault	5	4	-20.0%	1.0	3	2
Simple Assault	23	30	30.4%	7.1	22	19
Intimidation	3	4	33.3%	1.0	3	0
Kidnapping	0	0		0.0	0	0
Incest	0	0		0.0	0	0
Statutory Rape	0	0		0.0	0	0
Human Trafficking Offenses	0	0		0.0	0	0
Violation of No Contact/Protect.	11	10	-9.1%	2.4	3	10
Robbery	0	0		0.0	0	0
Burglary	4	14	250.0%	3.3	0	0
Larceny-Theft Offenses	40	33	-17.5%	7.8	9	0
Motor Vehicle Theft	1	5	400.0%	1.2	0	0
Arson	0	0		0.0	0	0
Destruction of Property	19	16	-15.8%	3.8	3	4
Counterfeiting/Forgery	4	2	-50.0%	0.5	2	0
Fraud Offenses	13	3	-76.9%	0.7	0	0
Embezzlement	0	0		0.0	0	0
Extortion/Blackmail	0	1		0.2	0	0
Bribery	0	0		0.0	0	0
Stolen Property Offenses	0	1		0.2	3	0
Animal Cruelty	0	0		0.0	0	0
Drug/Narcotic Violations	4	2	-50.0%	0.5	1	0
Drug Equipment Violations	3	2	-33.3%	0.5	2	0
Gambling Offenses	0	0		0.0	0	0
Pornography	1	0	-100.0%	0.0	0	0
Prostitution Offenses	0	0		0.0	0	0
Weapon Law Violations	2	2	0.0%	0.5	0	0
Grand Total	138	132	-4.3%	31.4	52	36

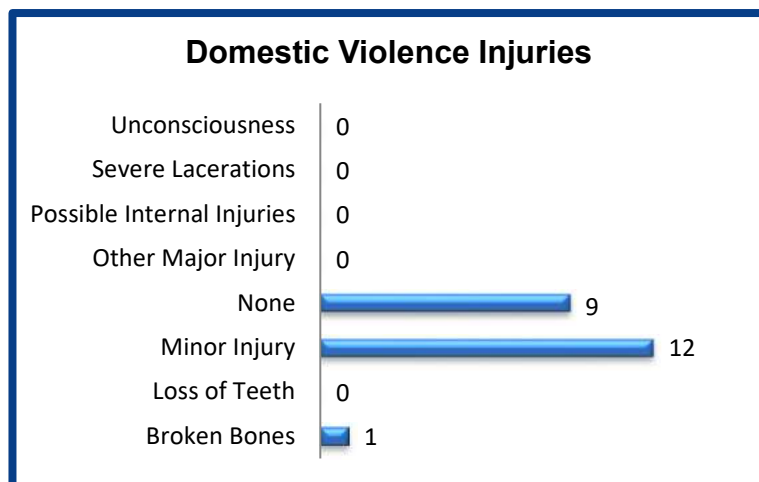
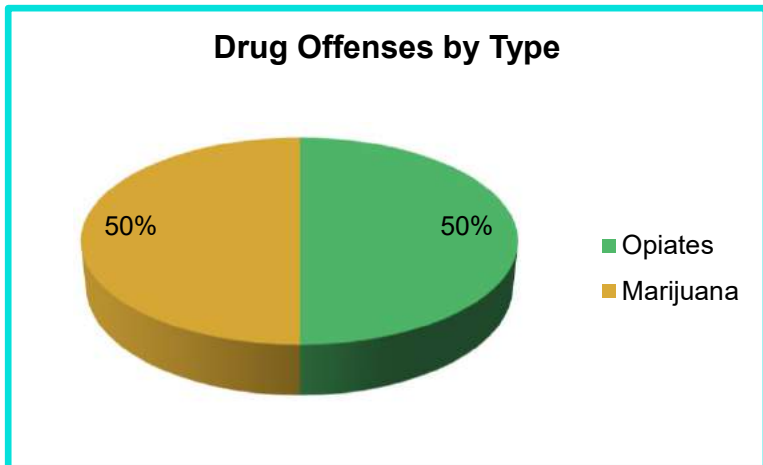
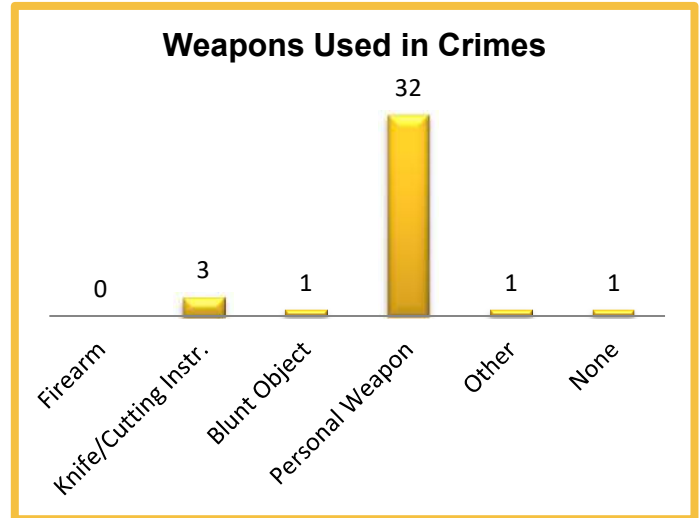
2021 Washington NIBRS Submission Agencies

MONTESANO PD

Continued

2021 Group B Arrests

Offense	Adult	Juvenile
Bad Checks	0	0
Curfew/Vagrancy	0	0
Disorderly Conduct	3	1
Drunkenness	0	0
DUI	15	0
Family Offenses	0	0
Liquor Law Violations	0	0
Peeping Tom	0	0
Trespass	0	0
All Other Offenses	7	0
Total	25	1



2021 Property Values by Type

Type	Value
Seized	\$13
Burned	\$0
Counterfeited/Forged	\$21
Destroyed/Damaged	\$13,898
Recovered	\$33,123
Stolen	\$102,735
Total	\$149,790

2021 Washington NIBRS Submission Agencies

OCEAN SHORES PD

Grays Harbor County

Population: 6,995
Months Reported: 11

Offense Overview

Offense Total 215
of Cleared Offense 34
Percent Cleared 15.8%

Group A Arrest Overview

Arrest Total 22
Adult Arrest Total 22
Juvenile Arrest Total 0

Group A Offenses	Reported 2020	Reported 2021	% of Change*	Crime Rate per 1,000	Total Arrests	DV Offense Totals
Murder	0	0		0.0	0	0
Manslaughter	0	0		0.0	0	0
Rape	1	2		0.3	0	0
Sodomy	0	0		0.0	0	0
Sexual Assault w/Object	0	0		0.0	0	0
Fondling	2	5		0.7	0	0
Aggravated Assault	3	4		0.6	0	1
Simple Assault	62	52		7.4	10	36
Intimidation	6	7		1.0	0	1
Kidnapping	0	2		0.3	0	2
Incest	0	0		0.0	0	0
Statutory Rape	0	0		0.0	0	0
Human Trafficking Offenses	0	0		0.0	0	0
Violation of No Contact/Protect.	21	32		4.6	6	27
Robbery	2	2		0.3	0	0
Burglary	42	14		2.0	1	1
Larceny-Theft Offenses	51	57		8.1	3	0
Motor Vehicle Theft	8	6		0.9	0	0
Arson	0	0		0.0	0	0
Destruction of Property	44	26		3.7	1	2
Counterfeiting/Forgery	0	0		0.0	0	0
Fraud Offenses	4	3		0.4	0	0
Embezzlement	0	0		0.0	0	0
Extortion/Blackmail	0	0		0.0	0	0
Bribery	0	0		0.0	0	0
Stolen Property Offenses	3	0		0.0	0	0
Animal Cruelty	0	0		0.0	0	0
Drug/Narcotic Violations	2	0		0.0	0	0
Drug Equipment Violations	0	0		0.0	0	0
Gambling Offenses	0	0		0.0	0	0
Pornography	1	0		0.0	0	0
Prostitution Offenses	0	0		0.0	0	0
Weapon Law Violations	4	3		0.4	1	0
Grand Total	256	215		30.7	22	70

* Please see #10 in the NIBRS Individual Agency Page Table Legend on page 88

2021 Washington NIBRS Submission Agencies

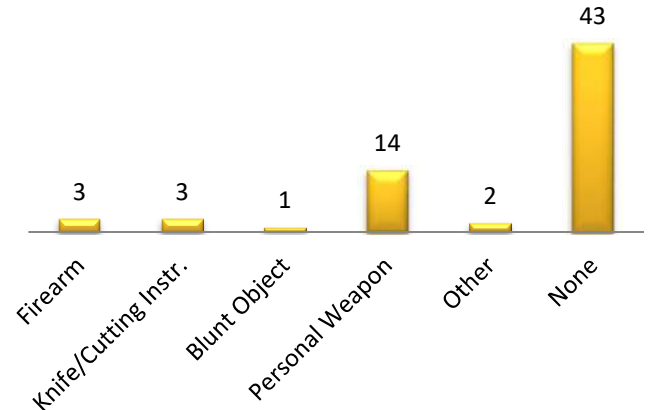
OCEAN SHORES PD

Continued

2021 Group B Arrests

Offense	Adult	Juvenile
Bad Checks	0	0
Curfew/Vagrancy	0	0
Disorderly Conduct	0	0
Drunkenness	0	0
DUI	5	0
Family Offenses	0	0
Liquor Law Violations	2	0
Peeping Tom	0	0
Trespass	5	0
All Other Offenses	10	0
Total	22	0

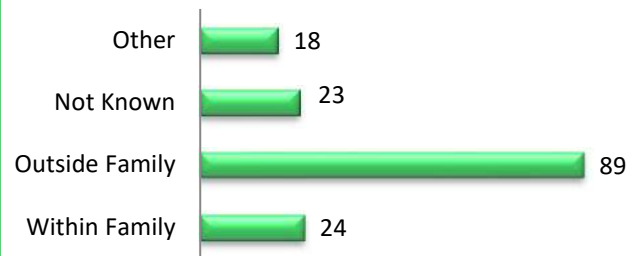
Weapons Used in Crimes



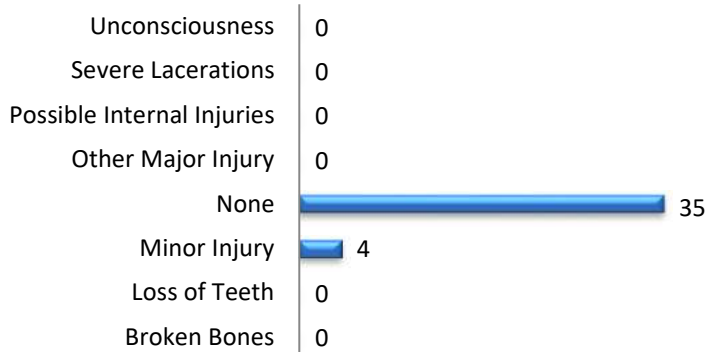
Drug Offenses by Type

**No Drug Offenses by Type
Reported**

Relationship of Victim to Offender



Domestic Violence Injuries



2021 Property Values by Type

Type	Value
Seized	\$0
Burned	\$0
Counterfeited/Forged	\$0
Destroyed/Damaged	\$21,681
Recovered	\$35,554
Stolen	\$264,418
Total	\$321,653

2021 Washington NIBRS Submission Agencies

WESTPORT PD

Grays Harbor County

Population: 2,165
Months Reported: 12

Offense Overview

Offense Total 161
of Cleared Offense 18
Percent Cleared 11.2%

Group A Arrest Overview

Arrest Total 13
Adult Arrest Total 13
Juvenile Arrest Total 0

Group A Offenses	Reported 2020	Reported 2021	% of Change	Crime Rate per 1,000	Total Arrests	DV Offense Totals
Murder	0	0		0.0	0	0
Manslaughter	0	0		0.0	0	0
Rape	3	1	-66.7%	0.5	0	0
Sodomy	0	0		0.0	0	0
Sexual Assault w/Object	0	0		0.0	0	0
Fondling	1	3	200.0%	1.4	0	1
Aggravated Assault	0	2		0.9	0	0
Simple Assault	25	19	-24.0%	8.8	4	7
Intimidation	22	23	4.5%	10.6	0	1
Kidnapping	2	0	-100.0%	0.0	0	0
Incest	0	0		0.0	0	0
Statutory Rape	0	0		0.0	0	0
Human Trafficking Offenses	0	0		0.0	0	0
Violation of No Contact/Protect.	14	11	-21.4%	5.1	4	8
Robbery	1	0	-100.0%	0.0	0	0
Burglary	9	8	-11.1%	3.7	1	0
Larceny-Theft Offenses	71	57	-19.7%	26.3	3	1
Motor Vehicle Theft	5	1	-80.0%	0.5	0	0
Arson	2	1	-50.0%	0.5	0	0
Destruction of Property	25	23	-8.0%	10.6	0	1
Counterfeiting/Forgery	0	0		0.0	0	0
Fraud Offenses	6	4	-33.3%	1.8	0	0
Embezzlement	0	0		0.0	0	0
Extortion/Blackmail	0	0		0.0	0	0
Bribery	0	0		0.0	0	0
Stolen Property Offenses	0	0		0.0	0	0
Animal Cruelty	0	2		0.9	0	0
Drug/Narcotic Violations	5	4	-20.0%	1.8	1	0
Drug Equipment Violations	1	2	100.0%	0.9	0	0
Gambling Offenses	0	0		0.0	0	0
Pornography	0	0		0.0	0	0
Prostitution Offenses	1	0	-100.0%	0.0	0	0
Weapon Law Violations	5	0	-100.0%	0.0	0	0
Grand Total	198	161	-18.7%	74.4	13	19

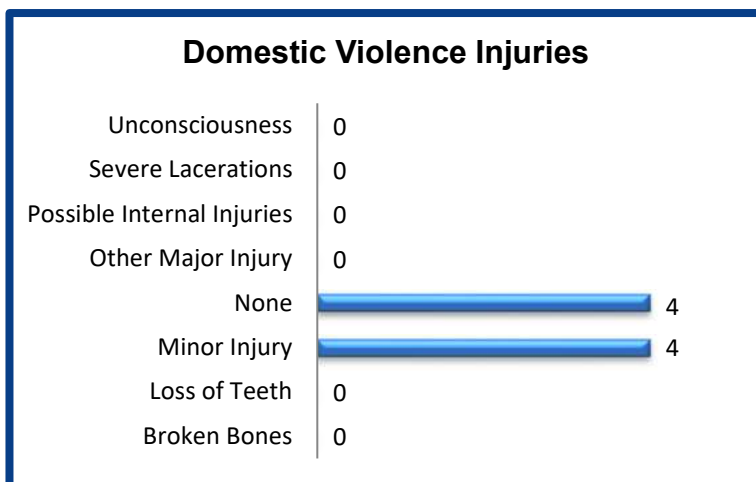
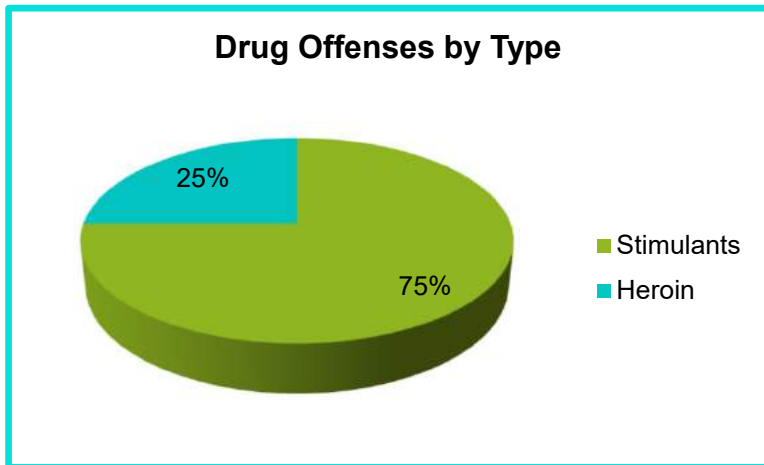
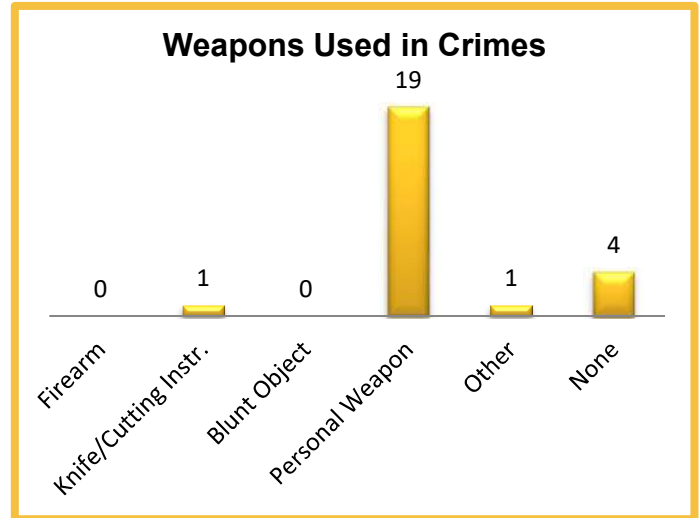
2021 Washington NIBRS Submission Agencies

WESTPORT PD

Continued

2021 Group B Arrests

Offense	Adult	Juvenile
Bad Checks	0	0
Curfew/Vagrancy	0	0
Disorderly Conduct	0	0
Drunkenness	0	0
DUI	3	0
Family Offenses	0	0
Liquor Law Violations	0	0
Peeping Tom	0	0
Trespass	0	0
All Other Offenses	5	0
Total	8	0



2021 Property Values by Type

Type	Value
Seized	\$15
Burned	\$2,000
Counterfeited/Forged	\$0
Destroyed/Damaged	\$9,936
Recovered	\$3,949
Stolen	\$32,519
Total	\$48,419

2021 Washington NIBRS Submission Agencies

ISLAND SO

Island County

Population: 62,060
Months Reported: 12

Offense Overview

Offense Total 1,438
of Cleared Offense 214
Percent Cleared 14.9%

Group A Arrest Overview

Arrest Total 154
Adult Arrest Total 145
Juvenile Arrest Total 9

Group A Offenses	Reported 2020	Reported 2021	% of Change	Crime Rate per 1,000	Total Arrests	DV Offense Totals
Murder	0	1		0.0	1	1
Manslaughter	0	0		0.0	0	0
Rape	9	8	-11.1%	0.1	2	1
Sodomy	0	7		0.1	0	4
Sexual Assault w/Object	0	0		0.0	0	0
Fondling	5	4	-20.0%	0.1	1	1
Aggravated Assault	37	38	2.7%	0.6	28	20
Simple Assault	124	213	71.8%	3.4	60	128
Intimidation	35	45	28.6%	0.7	3	9
Kidnapping	5	6	20.0%	0.1	0	3
Incest	0	1		0.0	0	1
Statutory Rape	0	0		0.0	0	0
Human Trafficking Offenses	0	0		0.0	0	0
Violation of No Contact/Protect.	86	100	16.3%	1.6	24	58
Robbery	1	1	0.0%	0.0	0	0
Burglary	167	143	-14.4%	2.3	11	2
Larceny-Theft Offenses	357	345	-3.4%	5.6	5	6
Motor Vehicle Theft	41	41	0.0%	0.7	7	4
Arson	1	3	200.0%	0.0	1	0
Destruction of Property	221	212	-4.1%	3.4	8	19
Counterfeiting/Forgery	9	13	44.4%	0.2	0	0
Fraud Offenses	284	208	-26.8%	3.4	0	1
Embezzlement	0	0		0.0	0	0
Extortion/Blackmail	4	1	-75.0%	0.0	0	0
Bribery	0	1		0.0	0	0
Stolen Property Offenses	9	5	-44.4%	0.1	2	0
Animal Cruelty	0	4		0.1	0	0
Drug/Narcotic Violations	16	3	-81.3%	0.0	0	0
Drug Equipment Violations	4	2	-50.0%	0.0	0	0
Gambling Offenses	0	0		0.0	0	0
Pornography	4	1	-75.0%	0.0	0	0
Prostitution Offenses	0	0		0.0	0	0
Weapon Law Violations	21	32	52.4%	0.5	1	0
Grand Total	1,440	1,438	-0.1%	23.2	154	258

2021 Washington NIBRS Submission Agencies

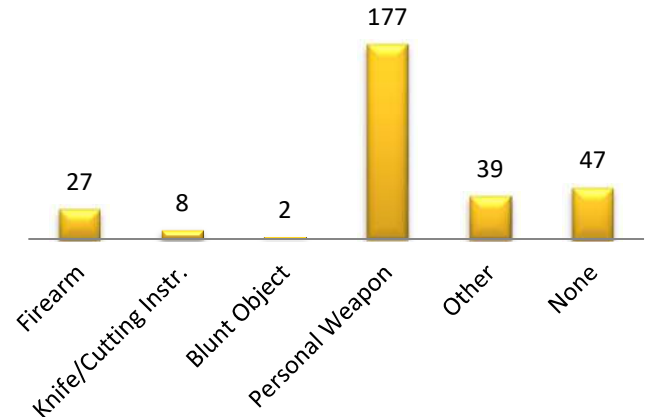
ISLAND SO

Continued

2021 Group B Arrests

Offense	Adult	Juvenile
Bad Checks	0	0
Curfew/Vagrancy	0	0
Disorderly Conduct	7	0
Drunkenness	0	0
DUI	78	0
Family Offenses	0	0
Liquor Law Violations	0	0
Peeping Tom	0	0
Trespass	5	0
All Other Offenses	67	0
Total	157	0

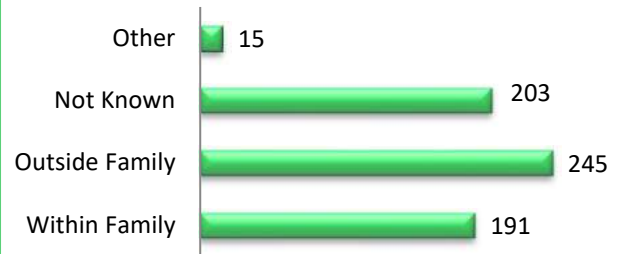
Weapons Used in Crimes



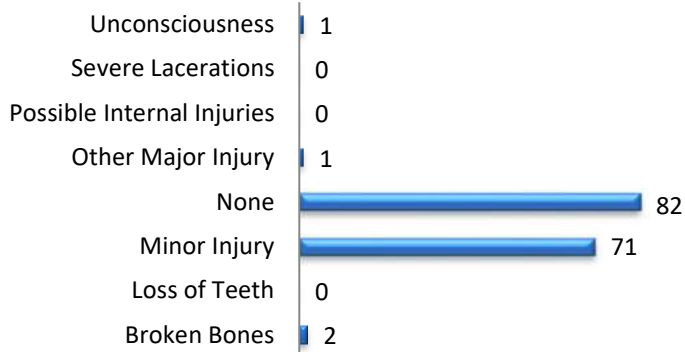
Drug Offenses by Type

**No Drug Offenses by Type
Reported**

Relationship of Victim to Offender



Domestic Violence Injuries



2021 Property Values by Type

Type	Value
Seized	\$0
Burned	\$28,003
Counterfeited/Forged	\$12,904
Destroyed/Damaged	\$204,962
Recovered	\$58,695
Stolen	\$1,158,636
Total	\$1,463,200

2021 Washington NIBRS Submission Agencies

OAK HARBOR PD

Island County

Population: 23,080
Months Reported: 12

Offense Overview

Offense Total 404
of Cleared Offense 125
Percent Cleared 30.9%

Group A Arrest Overview

Arrest Total 102
Adult Arrest Total 96
Juvenile Arrest Total 6

Group A Offenses	Reported 2020	Reported 2021	% of Change	Crime Rate per 1,000	Total Arrests	DV Offense Totals
Murder	0	0		0.0	0	0
Manslaughter	0	0		0.0	0	0
Rape	3	5	66.7%	0.2	0	0
Sodomy	0	0		0.0	0	0
Sexual Assault w/Object	0	0		0.0	0	0
Fondling	1	0	-100.0%	0.0	0	0
Aggravated Assault	23	7	-69.6%	0.3	8	2
Simple Assault	120	88	-26.7%	3.8	44	26
Intimidation	4	9	125.0%	0.4	0	2
Kidnapping	3	1	-66.7%	0.0	0	1
Incest	0	0		0.0	0	0
Statutory Rape	0	0		0.0	0	0
Human Trafficking Offenses	0	0		0.0	0	0
Violation of No Contact/Protect.	34	19	-44.1%	0.8	16	6
Robbery	1	0	-100.0%	0.0	0	0
Burglary	20	19	-5.0%	0.8	6	2
Larceny-Theft Offenses	76	132	73.7%	5.7	18	0
Motor Vehicle Theft	10	23	130.0%	1.0	1	0
Arson	0	0		0.0	0	0
Destruction of Property	39	67	71.8%	2.9	5	1
Counterfeiting/Forgery	1	0	-100.0%	0.0	1	0
Fraud Offenses	8	20	150.0%	0.9	1	0
Embezzlement	0	0		0.0	0	0
Extortion/Blackmail	0	0		0.0	0	0
Bribery	0	0		0.0	0	0
Stolen Property Offenses	2	0	-100.0%	0.0	0	0
Animal Cruelty	0	0		0.0	0	0
Drug/Narcotic Violations	16	0	-100.0%	0.0	1	0
Drug Equipment Violations	0	0		0.0	0	0
Gambling Offenses	0	0		0.0	0	0
Pornography	1	1	0.0%	0.0	1	0
Prostitution Offenses	0	0		0.0	0	0
Weapon Law Violations	12	13	8.3%	0.6	0	0
Grand Total	374	404	8.0%	17.5	102	40

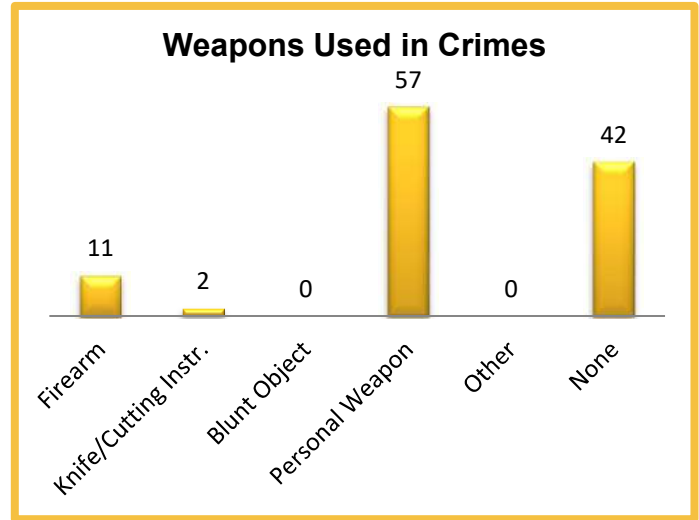
2021 Washington NIBRS Submission Agencies

OAK HARBOR PD

Continued

2021 Group B Arrests

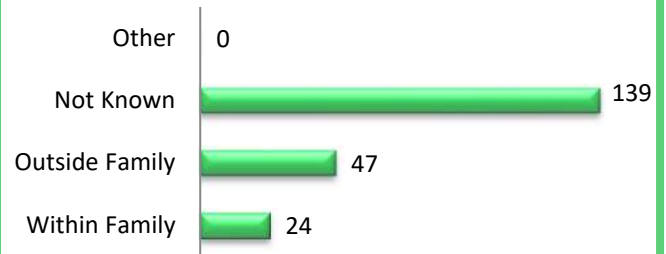
Offense	Adult	Juvenile
Bad Checks	0	0
Curfew/Vagrancy	0	0
Disorderly Conduct	1	0
Drunkenness	0	0
DUI	44	0
Family Offenses	0	0
Liquor Law Violations	0	0
Peeping Tom	0	0
Trespass	37	0
All Other Offenses	41	0
Total	123	0



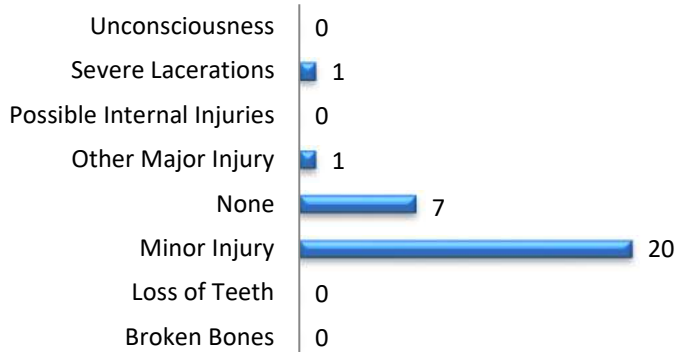
Drug Offenses by Type

**No Drug Offenses by Type
Reported**

Relationship of Victim to Offender



Domestic Violence Injuries



2021 Property Values by Type

Type	Value
Seized	\$0
Burned	\$0
Counterfeited/Forged	\$0
Destroyed/Damaged	\$23,633
Recovered	\$6,554
Stolen	\$153,044
Total	\$183,231

2021 Washington NIBRS Submission Agencies

JEFFERSON SO

Jefferson County

Population: 22,635
Months Reported: 12

Offense Overview

Offense Total 528
of Cleared Offense 138
Percent Cleared 26.1%

Group A Arrest Overview

Arrest Total 109
Adult Arrest Total 105
Juvenile Arrest Total 4

Group A Offenses	Reported 2020	Reported 2021	% of Change	Crime Rate per 1,000	Total Arrests	DV Offense Totals
Murder	1	1	0.0%	0.0	2	0
Manslaughter	1	0	-100.0%	0.0	0	0
Rape	2	6	200.0%	0.3	0	3
Sodomy	0	0		0.0	1	0
Sexual Assault w/Object	0	1		0.0	0	1
Fondling	2	5	150.0%	0.2	1	4
Aggravated Assault	20	26	30.0%	1.1	14	14
Simple Assault	80	71	-11.3%	3.1	24	47
Intimidation	24	16	-33.3%	0.7	2	7
Kidnapping	3	7	133.3%	0.3	2	5
Incest	0	0		0.0	0	0
Statutory Rape	1	1	0.0%	0.0	0	1
Human Trafficking Offenses	0	0		0.0	0	0
Violation of No Contact/Protect.	42	51	21.4%	2.3	15	28
Robbery	1	3	200.0%	0.1	0	0
Burglary	182	57	-68.7%	2.5	6	4
Larceny-Theft Offenses	194	133	-31.4%	5.9	5	4
Motor Vehicle Theft	12	24	100.0%	1.1	2	1
Arson	1	2	100.0%	0.1	0	0
Destruction of Property	101	58	-42.6%	2.6	6	10
Counterfeiting/Forgery	9	4	-55.6%	0.2	0	0
Fraud Offenses	2	2	0.0%	0.1	0	0
Embezzlement	0	0		0.0	0	0
Extortion/Blackmail	0	1		0.0	0	0
Bribery	0	0		0.0	0	0
Stolen Property Offenses	19	10	-47.4%	0.4	6	0
Animal Cruelty	0	0		0.0	0	0
Drug/Narcotic Violations	102	23	-77.5%	1.0	15	0
Drug Equipment Violations	69	12	-82.6%	0.5	2	0
Gambling Offenses	0	0		0.0	0	0
Pornography	0	1		0.0	0	0
Prostitution Offenses	0	0		0.0	0	0
Weapon Law Violations	19	13	-31.6%	0.6	6	0
Grand Total	887	528	-40.5%	23.3	109	129

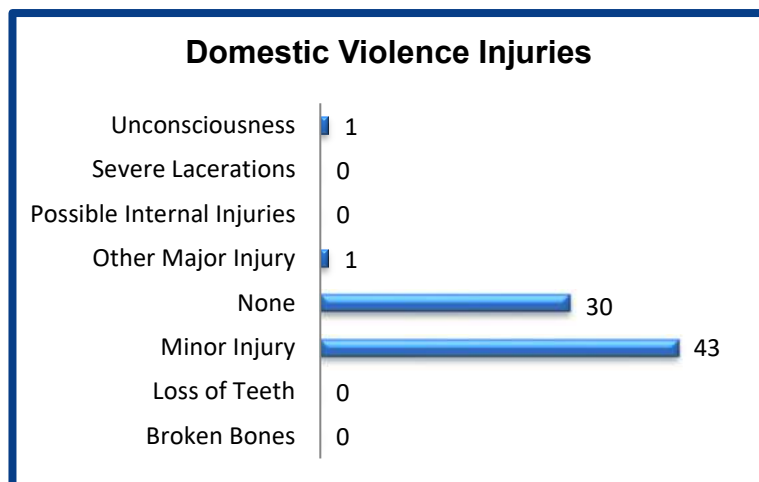
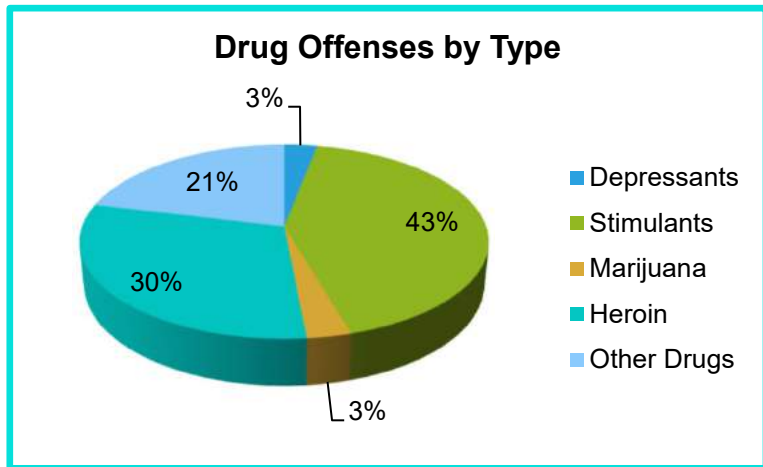
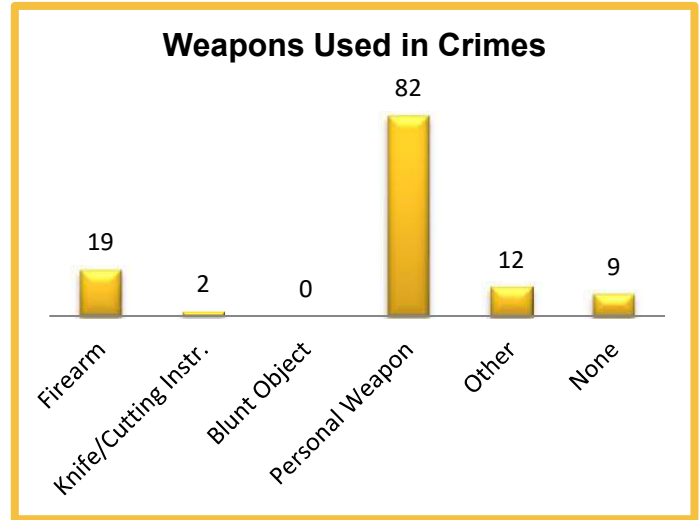
2021 Washington NIBRS Submission Agencies

JEFFERSON SO

Continued

2021 Group B Arrests

Offense	Adult	Juvenile
Bad Checks	0	0
Curfew/Vagrancy	0	0
Disorderly Conduct	2	0
Drunkenness	0	0
DUI	60	0
Family Offenses	0	0
Liquor Law Violations	2	0
Peeping Tom	0	0
Trespass	2	0
All Other Offenses	36	0
Total	102	0



2021 Property Values by Type

Type	Value
Seized	\$58
Burned	\$5,000
Counterfeited/Forged	\$4,400
Destroyed/Damaged	\$272,685
Recovered	\$178,920
Stolen	\$660,856
Total	\$1,121,919

2021 Washington NIBRS Submission Agencies

PORT TOWNSEND PD

Jefferson County

Population: 9,815
Months Reported: 12

Offense Overview

Offense Total 366
of Cleared Offense 101
Percent Cleared 27.6%

Group A Arrest Overview

Arrest Total 77
Adult Arrest Total 62
Juvenile Arrest Total 15

Group A Offenses	Reported 2020	Reported 2021	% of Change	Crime Rate per 1,000	Total Arrests	DV Offense Totals
Murder	0	0		0.0	0	0
Manslaughter	0	0		0.0	0	0
Rape	2	0	-100.0%	0.0	0	0
Sodomy	1	1	0.0%	0.1	0	0
Sexual Assault w/Object	0	1		0.1	0	0
Fondling	1	0	-100.0%	0.0	0	0
Aggravated Assault	15	12	-20.0%	1.2	7	5
Simple Assault	43	37	-14.0%	3.8	20	19
Intimidation	14	14	0.0%	1.4	6	2
Kidnapping	3	2	-33.3%	0.2	0	2
Incest	0	0		0.0	0	0
Statutory Rape	0	0		0.0	1	0
Human Trafficking Offenses	0	0		0.0	0	0
Violation of No Contact/Protect.	21	9	-57.1%	0.9	3	4
Robbery	6	2	-66.7%	0.2	1	0
Burglary	42	24	-42.9%	2.4	5	1
Larceny-Theft Offenses	226	128	-43.4%	13.0	17	3
Motor Vehicle Theft	13	13	0.0%	1.3	2	1
Arson	1	0	-100.0%	0.0	0	0
Destruction of Property	100	99	-1.0%	10.1	11	6
Counterfeiting/Forgery	12	5	-58.3%	0.5	0	0
Fraud Offenses	22	8	-63.6%	0.8	0	0
Embezzlement	0	0		0.0	0	0
Extortion/Blackmail	0	0		0.0	0	0
Bribery	0	0		0.0	0	0
Stolen Property Offenses	4	1	-75.0%	0.1	0	0
Animal Cruelty	1	0	-100.0%	0.0	0	0
Drug/Narcotic Violations	8	5	-37.5%	0.5	4	0
Drug Equipment Violations	3	2	-33.3%	0.2	0	0
Gambling Offenses	0	0		0.0	0	0
Pornography	0	0		0.0	0	0
Prostitution Offenses	0	0		0.0	0	0
Weapon Law Violations	2	3	50.0%	0.3	0	0
Grand Total	540	366	-32.2%	37.3	77	43

2021 Washington NIBRS Submission Agencies

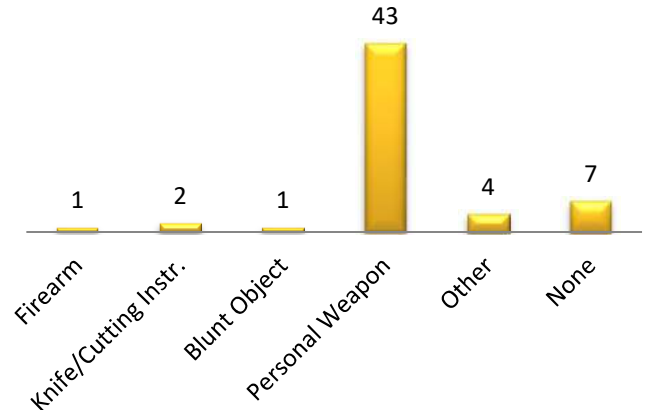
PORT TOWNSEND PD

Continued

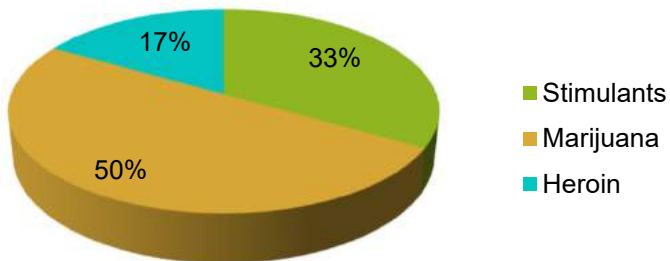
2021 Group B Arrests

Offense	Adult	Juvenile
Bad Checks	0	0
Curfew/Vagrancy	0	0
Disorderly Conduct	0	0
Drunkenness	0	0
DUI	11	0
Family Offenses	0	0
Liquor Law Violations	0	0
Peeping Tom	0	0
Trespass	16	0
All Other Offenses	6	0
Total	33	0

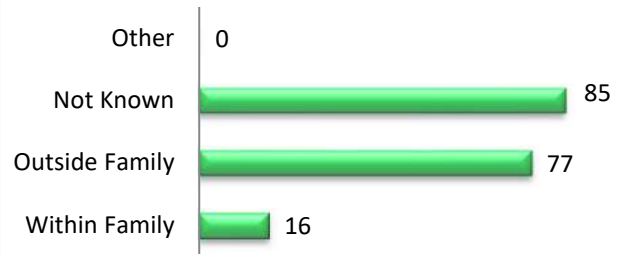
Weapons Used in Crimes



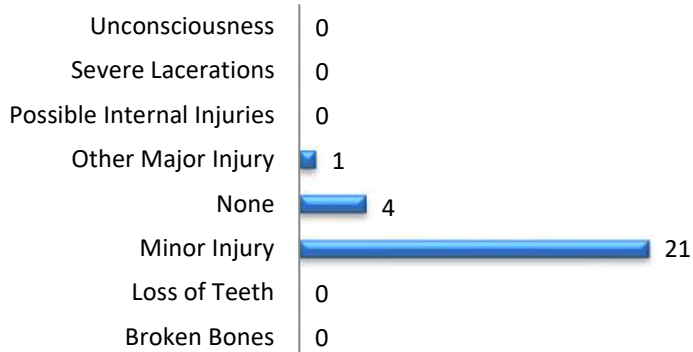
Drug Offenses by Type



Relationship of Victim to Offender



Domestic Violence Injuries



2021 Property Values by Type

Type	Value
Seized	\$0
Burned	\$0
Counterfeited/Forged	\$982
Destroyed/Damaged	\$115,724
Recovered	\$76,363
Stolen	\$275,808
Total	\$468,877

2021 Washington NIBRS Submission Agencies

KING SO

King County

Population: 251,220
Months Reported: 12

Offense Overview

Offense Total 8,295
of Cleared Offense 1,519
Percent Cleared 18.3%

Group A Arrest Overview

Arrest Total 1,387
Adult Arrest Total 1,321
Juvenile Arrest Total 66

Group A Offenses	Reported 2020	Reported 2021	% of Change	Crime Rate per 1,000	Total Arrests	DV Offense Totals
Murder	10	21	110.0%	0.1	5	4
Manslaughter	3	0	-100.0%	0.0	1	0
Rape	58	71	22.4%	0.3	25	20
Sodomy	2	0	-100.0%	0.0	0	0
Sexual Assault w/Object	0	0		0.0	0	0
Fondling	24	39	62.5%	0.2	13	10
Aggravated Assault	386	454	17.6%	1.8	189	160
Simple Assault	756	688	-9.0%	2.7	393	338
Intimidation	305	394	29.2%	1.6	100	103
Kidnapping	8	11	37.5%	0.0	7	6
Incest	1	0	-100.0%	0.0	0	0
Statutory Rape	1	2	100.0%	0.0	0	1
Human Trafficking Offenses	0	13		0.1	7	0
Violation of No Contact/Protect.	391	352	-10.0%	1.4	245	299
Robbery	154	112	-27.3%	0.4	24	5
Burglary	739	743	0.5%	3.0	74	23
Larceny-Theft Offenses	2,369	2,572	8.6%	10.2	52	13
Motor Vehicle Theft	623	725	16.4%	2.9	17	4
Arson	79	99	25.3%	0.4	5	1
Destruction of Property	1,059	1,103	4.2%	4.4	87	39
Counterfeiting/Forgery	49	19	-61.2%	0.1	1	0
Fraud Offenses	2,582	509	-80.3%	2.0	10	0
Embezzlement	2	3	50.0%	0.0	0	0
Extortion/Blackmail	11	19	72.7%	0.1	1	0
Bribery	0	0		0.0	0	0
Stolen Property Offenses	97	84	-13.4%	0.3	71	0
Animal Cruelty	5	8	60.0%	0.0	1	0
Drug/Narcotic Violations	166	80	-51.8%	0.3	14	0
Drug Equipment Violations	22	6	-72.7%	0.0	2	0
Gambling Offenses	0	0		0.0	0	0
Pornography	49	36	-26.5%	0.1	10	0
Prostitution Offenses	24	36	50.0%	0.1	16	0
Weapon Law Violations	118	96	-18.6%	0.4	17	0
Grand Total	10,093	8,295	-17.8%	33.0	1,387	1,026

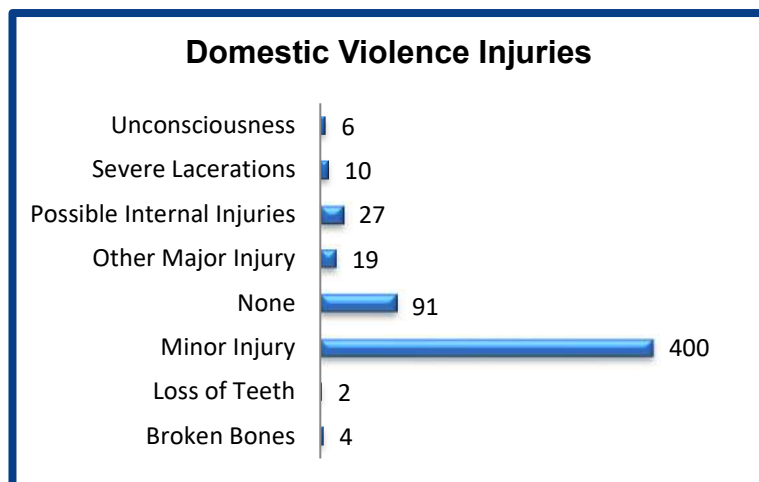
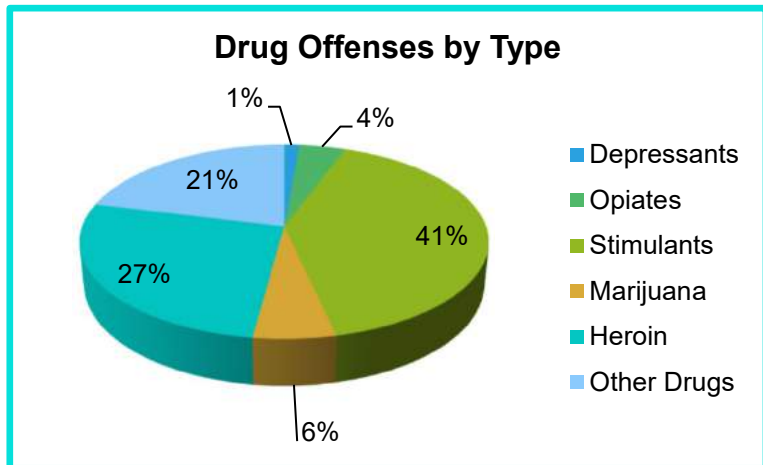
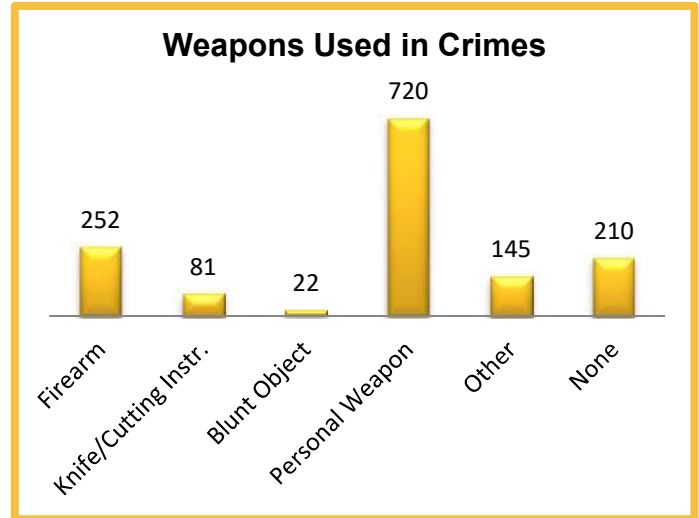
2021 Washington NIBRS Submission Agencies

KING SO

Continued

2021 Group B Arrests

Offense	Adult	Juvenile
Bad Checks	0	0
Curfew/Vagrancy	0	0
Disorderly Conduct	17	0
Drunkenness	0	0
DUI	118	2
Family Offenses	2	0
Liquor Law Violations	0	0
Peeping Tom	0	0
Trespass	29	0
All Other Offenses	311	2
Total	477	4



2021 Property Values by Type

Type	Value
Seized	\$105,607
Burned	\$10,296,149
Counterfeited/Forged	\$74,137
Destroyed/Damaged	\$674,293
Recovered	\$613,492
Stolen	\$11,110,583
Total	\$22,874,261

2021 Washington NIBRS Submission Agencies

ALGONA PD

King County

Population: 3,265
Months Reported: 12

Offense Overview

Offense Total 145
of Cleared Offense 0
Percent Cleared 0.0%

Group A Arrest Overview

Arrest Total 0
Adult Arrest Total 0
Juvenile Arrest Total 0

Group A Offenses	Reported 2020	Reported 2021	% of Change	Crime Rate per 1,000	Total Arrests	DV Offense Totals
Murder	0	0		0.0	0	0
Manslaughter	0	0		0.0	0	0
Rape	1	2	100.0%	0.6	0	0
Sodomy	0	0		0.0	0	0
Sexual Assault w/Object	0	0		0.0	0	0
Fondling	0	1		0.3	0	1
Aggravated Assault	3	4	33.3%	1.2	0	4
Simple Assault	21	21	0.0%	6.4	0	19
Intimidation	0	0		0.0	0	0
Kidnapping	0	0		0.0	0	0
Incest	0	1		0.3	0	1
Statutory Rape	0	0		0.0	0	0
Human Trafficking Offenses	0	0		0.0	0	0
Violation of No Contact/Protect.	6	7	16.7%	2.1	0	6
Robbery	0	0		0.0	0	0
Burglary	10	15	50.0%	4.6	0	0
Larceny-Theft Offenses	48	40	-16.7%	12.3	0	0
Motor Vehicle Theft	13	11	-15.4%	3.4	0	0
Arson	0	0		0.0	0	0
Destruction of Property	26	30	15.4%	9.2	0	2
Counterfeiting/Forgery	0	0		0.0	0	0
Fraud Offenses	16	4	-75.0%	1.2	0	0
Embezzlement	0	0		0.0	0	0
Extortion/Blackmail	0	0		0.0	0	0
Bribery	0	0		0.0	0	0
Stolen Property Offenses	0	5		1.5	0	0
Animal Cruelty	0	0		0.0	0	0
Drug/Narcotic Violations	0	3		0.9	0	0
Drug Equipment Violations	0	0		0.0	0	0
Gambling Offenses	0	0		0.0	0	0
Pornography	0	0		0.0	0	0
Prostitution Offenses	0	0		0.0	0	0
Weapon Law Violations	0	1		0.3	0	0
Grand Total	144	145	0.7%	44.4	0	33

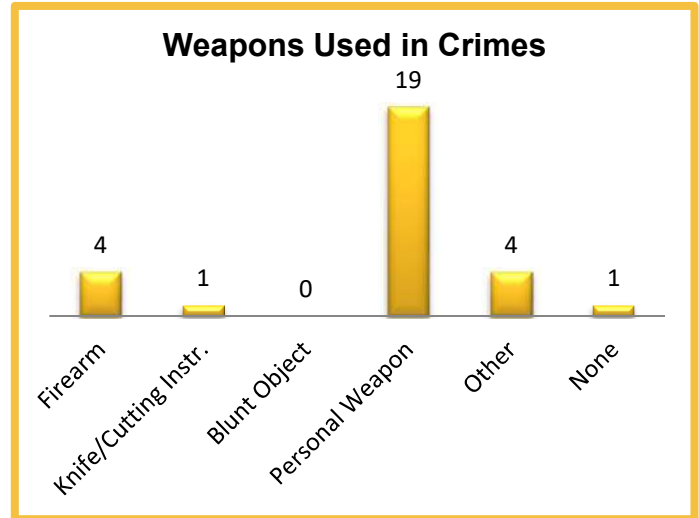
2021 Washington NIBRS Submission Agencies

ALGONA PD

Continued

2021 Group B Arrests

Offense	Adult	Juvenile
Bad Checks	0	0
Curfew/Vagrancy	0	0
Disorderly Conduct	0	0
Drunkenness	0	0
DUI	0	0
Family Offenses	0	0
Liquor Law Violations	0	0
Peeping Tom	0	0
Trespass	0	0
All Other Offenses	0	0
Total	0	0

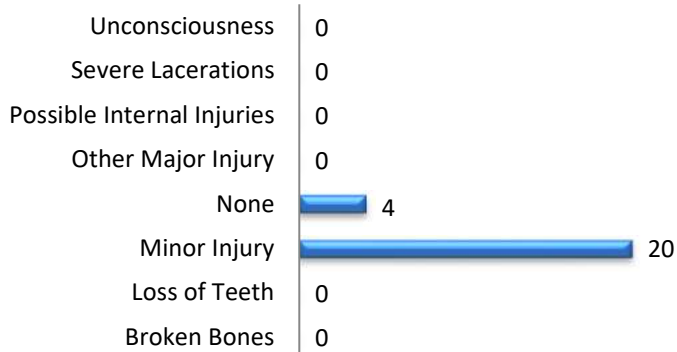


Drug Offenses by Type

**No Drug Offenses by Type
Reported**



Domestic Violence Injuries



2021 Property Values by Type

Type	Value
Seized	\$0
Burned	\$0
Counterfeited/Forged	\$0
Destroyed/Damaged	\$61,251
Recovered	\$20,800
Stolen	\$272,370
Total	\$354,421

2021 Washington NIBRS Submission Agencies

AUBURN PD

King County

Population: 83,950
Months Reported: 12

Offense Overview

Offense Total 7,704
of Cleared Offense 985
Percent Cleared 12.8%

Group A Arrest Overview

Arrest Total 804
Adult Arrest Total 779
Juvenile Arrest Total 25

Group A Offenses	Reported 2020	Reported 2021	% of Change	Crime Rate per 1,000	Total Arrests	DV Offense Totals
Murder	10	7	-30.0%	0.1	0	2
Manslaughter	0	0		0.0	0	0
Rape	32	47	46.9%	0.6	0	17
Sodomy	9	0	-100.0%	0.0	0	0
Sexual Assault w/Object	0	0		0.0	0	0
Fondling	38	28	-26.3%	0.3	0	12
Aggravated Assault	198	184	-7.1%	2.2	32	63
Simple Assault	968	977	0.9%	11.6	336	551
Intimidation	16	12	-25.0%	0.1	0	4
Kidnapping	23	20	-13.0%	0.2	3	12
Incest	3	2	-33.3%	0.0	0	2
Statutory Rape	8	1	-87.5%	0.0	0	0
Human Trafficking Offenses	0	0		0.0	0	0
Violation of No Contact/Protect.	269	271	0.7%	3.2	61	231
Robbery	122	136	11.5%	1.6	17	3
Burglary	598	617	3.2%	7.3	25	23
Larceny-Theft Offenses	2,253	2,367	5.1%	28.2	86	32
Motor Vehicle Theft	710	895	26.1%	10.7	11	4
Arson	19	16	-15.8%	0.2	3	2
Destruction of Property	1,304	1,470	12.7%	17.5	66	139
Counterfeiting/Forgery	52	27	-48.1%	0.3	11	1
Fraud Offenses	123	99	-19.5%	1.2	1	4
Embezzlement	1	1	0.0%	0.0	0	0
Extortion/Blackmail	6	5	-16.7%	0.1	0	1
Bribery	0	0		0.0	0	0
Stolen Property Offenses	165	149	-9.7%	1.8	42	3
Animal Cruelty	2	2	0.0%	0.0	0	0
Drug/Narcotic Violations	373	136	-63.5%	1.6	18	0
Drug Equipment Violations	380	89	-76.6%	1.1	66	0
Gambling Offenses	0	0		0.0	0	0
Pornography	9	9	0.0%	0.1	0	0
Prostitution Offenses	12	1	-91.7%	0.0	0	0
Weapon Law Violations	130	136	4.6%	1.6	26	0
Grand Total	7,833	7,704	-1.6%	91.8	804	1,106

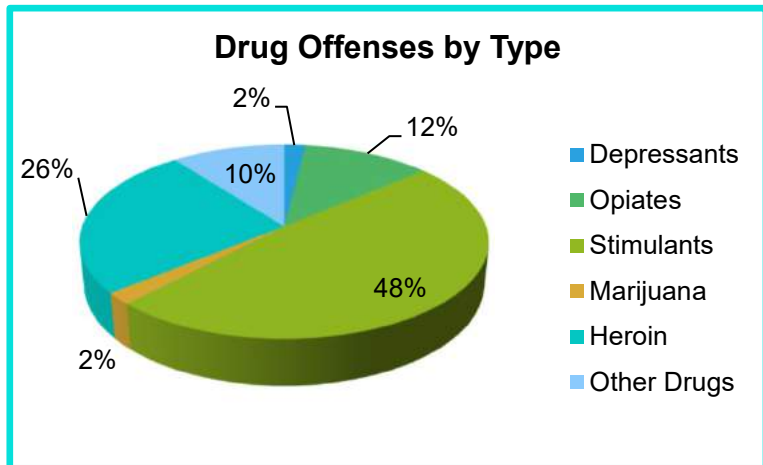
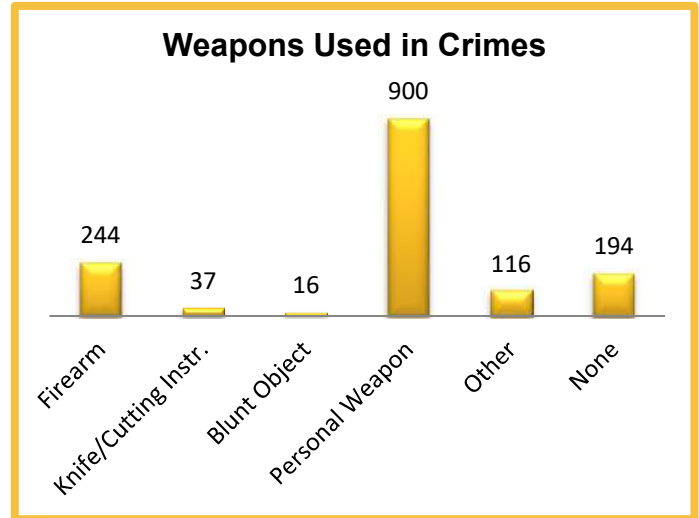
2021 Washington NIBRS Submission Agencies

AUBURN PD

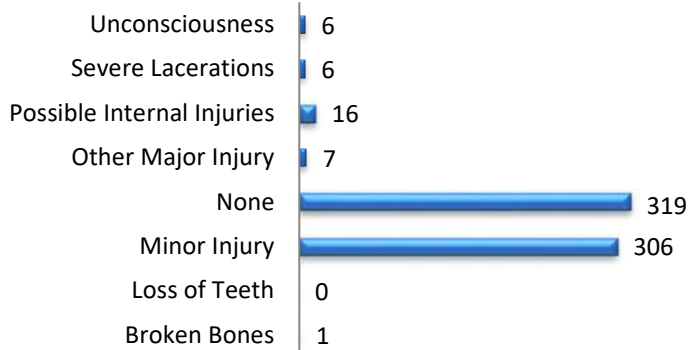
Continued

2021 Group B Arrests

Offense	Adult	Juvenile
Bad Checks	0	0
Curfew/Vagrancy	0	0
Disorderly Conduct	30	0
Drunkenness	0	0
DUI	150	1
Family Offenses	41	0
Liquor Law Violations	2	0
Peeping Tom	0	0
Trespass	477	0
All Other Offenses	968	2
Total	1,668	3



Domestic Violence Injuries



2021 Property Values by Type

Type	Value
Seized	\$125
Burned	\$62,281
Counterfeited/Forged	\$10,945
Destroyed/Damaged	\$5,729,649
Recovered	\$3,838,740
Stolen	\$11,648,692
Total	\$21,290,432

2021 Washington NIBRS Submission Agencies

BEAUX ARTS PD

King County

Population: 300
Months Reported: 12

Offense Overview

Offense Total 4
of Cleared Offense 3
Percent Cleared 75.0%

Group A Arrest Overview

Arrest Total 3
Adult Arrest Total 3
Juvenile Arrest Total 0

Group A Offenses	Reported 2020	Reported 2021	% of Change	Crime Rate per 1,000	Total Arrests	DV Offense Totals
Murder	0	0		0.0	0	0
Manslaughter	0	0		0.0	0	0
Rape	0	0		0.0	0	0
Sodomy	0	0		0.0	0	0
Sexual Assault w/Object	0	0		0.0	0	0
Fondling	0	0		0.0	0	0
Aggravated Assault	0	0		0.0	0	0
Simple Assault	0	1		3.3	1	1
Intimidation	0	0		0.0	0	0
Kidnapping	0	0		0.0	0	0
Incest	0	0		0.0	0	0
Statutory Rape	0	0		0.0	0	0
Human Trafficking Offenses	0	0		0.0	0	0
Violation of No Contact/Protect.	0	2		6.7	2	2
Robbery	0	0		0.0	0	0
Burglary	1	0	-100.0%	0.0	0	0
Larceny-Theft Offenses	2	1	-50.0%	3.3	0	0
Motor Vehicle Theft	1	0	-100.0%	0.0	0	0
Arson	0	0		0.0	0	0
Destruction of Property	0	0		0.0	0	0
Counterfeiting/Forgery	0	0		0.0	0	0
Fraud Offenses	5	0	-100.0%	0.0	0	0
Embezzlement	0	0		0.0	0	0
Extortion/Blackmail	0	0		0.0	0	0
Bribery	0	0		0.0	0	0
Stolen Property Offenses	0	0		0.0	0	0
Animal Cruelty	0	0		0.0	0	0
Drug/Narcotic Violations	0	0		0.0	0	0
Drug Equipment Violations	0	0		0.0	0	0
Gambling Offenses	0	0		0.0	0	0
Pornography	0	0		0.0	0	0
Prostitution Offenses	0	0		0.0	0	0
Weapon Law Violations	0	0		0.0	0	0
Grand Total	9	4	-55.6%	13.3	3	3

2021 Washington NIBRS Submission Agencies

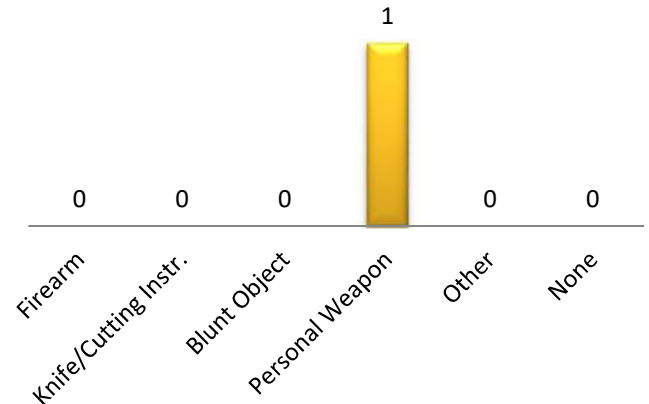
BEAUX ARTS PD

Continued

2021 Group B Arrests

Offense	Adult	Juvenile
Bad Checks	0	0
Curfew/Vagrancy	0	0
Disorderly Conduct	0	0
Drunkenness	0	0
DUI	0	0
Family Offenses	0	0
Liquor Law Violations	0	0
Peeping Tom	0	0
Trespass	0	0
All Other Offenses	0	0
Total	0	0

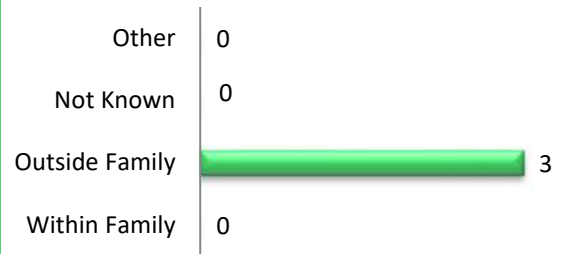
Weapons Used in Crimes



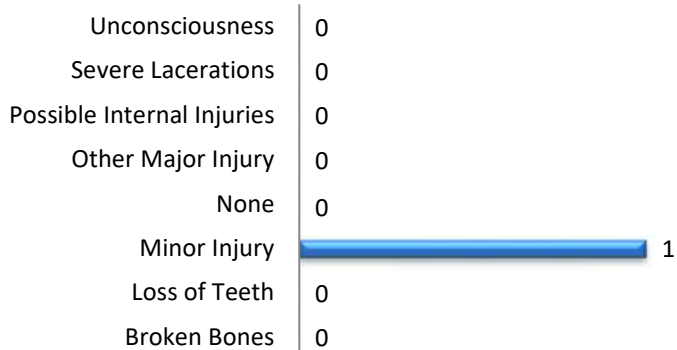
Drug Offenses by Type

No Drug Offenses by Type Reported

Relationship of Victim to Offender



Domestic Violence Injuries



2021 Property Values by Type

Type	Value
Seized	\$0
Burned	\$0
Counterfeited/Forged	\$0
Destroyed/Damaged	\$0
Recovered	\$0
Stolen	\$0
Total	\$0

2021 Washington NIBRS Submission Agencies

BELLEVUE PD

King County

Population: 149,900
Months Reported: 12

Offense Overview

Offense Total 7,989
of Cleared Offense 1,782
Percent Cleared 22.3%

Group A Arrest Overview

Arrest Total 1,582
Adult Arrest Total 1,532
Juvenile Arrest Total 50

Group A Offenses	Reported 2020	Reported 2021	% of Change	Crime Rate per 1,000	Total Arrests	DV Offense Totals
Murder	4	2	-50.0%	0.0	3	1
Manslaughter	3	1	-66.7%	0.0	1	0
Rape	16	7	-56.3%	0.0	1	0
Sodomy	4	3	-25.0%	0.0	3	0
Sexual Assault w/Object	0	0		0.0	0	0
Fondling	10	14	40.0%	0.1	3	7
Aggravated Assault	96	94	-2.1%	0.6	74	40
Simple Assault	549	517	-5.8%	3.4	281	300
Intimidation	197	150	-23.9%	1.0	65	37
Kidnapping	9	14	55.6%	0.1	7	7
Incest	0	0		0.0	1	0
Statutory Rape	1	0	-100.0%	0.0	0	0
Human Trafficking Offenses	0	0		0.0	0	0
Violation of No Contact/Protect.	152	207	36.2%	1.4	143	167
Robbery	69	88	27.5%	0.6	45	1
Burglary	620	663	6.9%	4.4	88	9
Larceny-Theft Offenses	3,732	4,249	13.9%	28.3	451	22
Motor Vehicle Theft	305	439	43.9%	2.9	19	1
Arson	13	9	-30.8%	0.1	2	0
Destruction of Property	576	591	2.6%	3.9	71	52
Counterfeiting/Forgery	74	92	24.3%	0.6	7	0
Fraud Offenses	1,765	424	-76.0%	2.8	38	1
Embezzlement	10	2	-80.0%	0.0	0	0
Extortion/Blackmail	16	26	62.5%	0.2	1	1
Bribery	0	0		0.0	0	0
Stolen Property Offenses	132	113	-14.4%	0.8	69	1
Animal Cruelty	3	2	-33.3%	0.0	0	0
Drug/Narcotic Violations	115	64	-44.3%	0.4	40	0
Drug Equipment Violations	300	114	-62.0%	0.8	88	0
Gambling Offenses	0	0		0.0	0	0
Pornography	18	11	-38.9%	0.1	7	0
Prostitution Offenses	30	32	6.7%	0.2	29	0
Weapon Law Violations	124	61	-50.8%	0.4	45	0
Grand Total	8,943	7,989	-10.7%	53.3	1,582	647

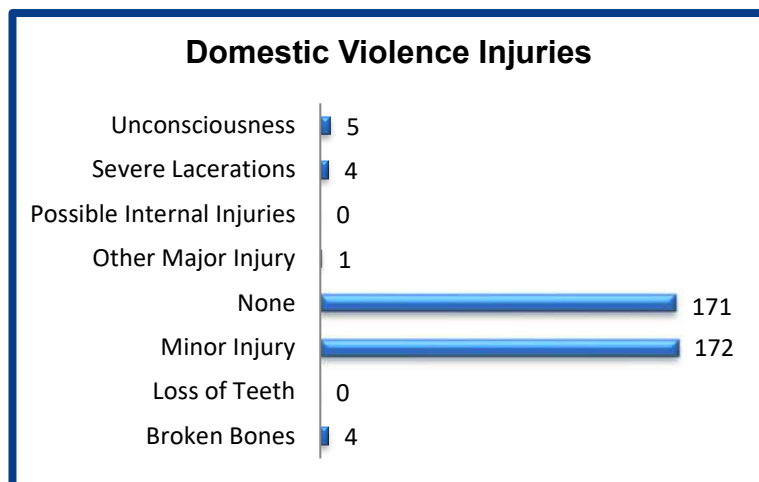
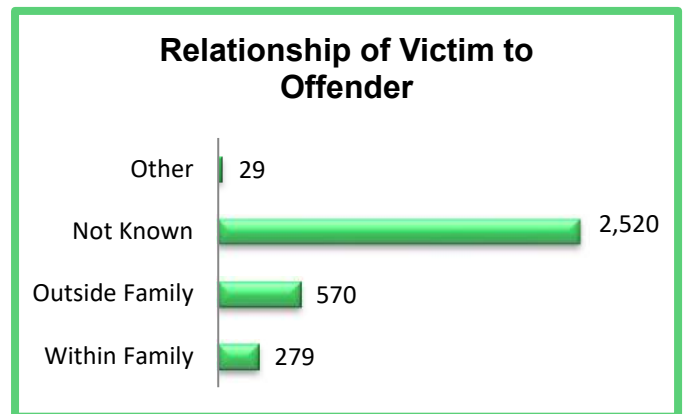
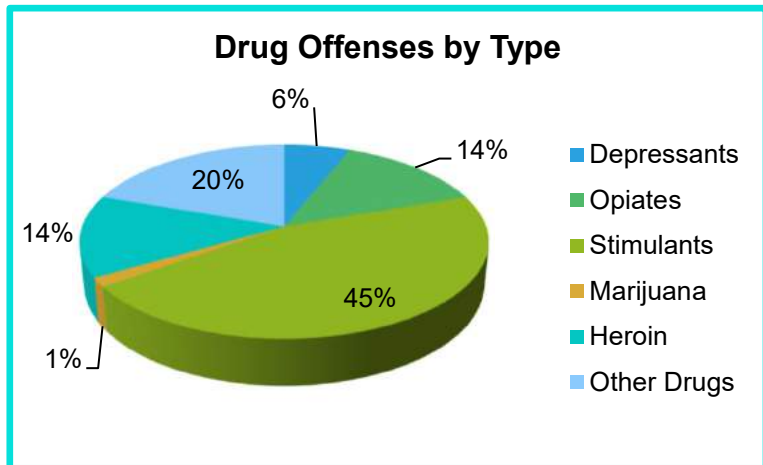
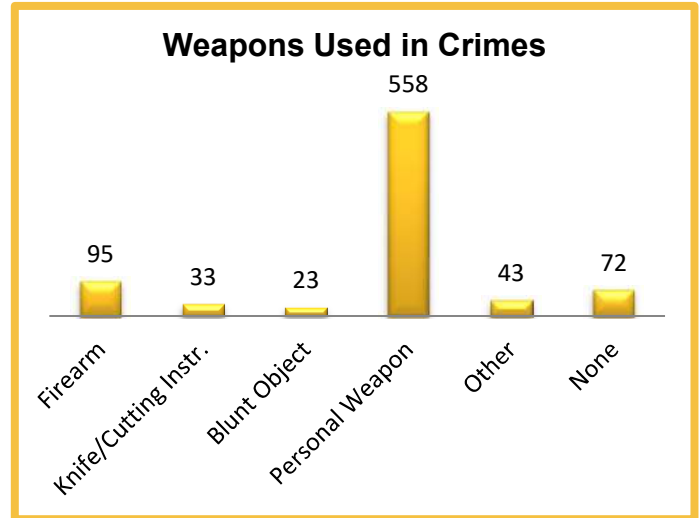
2021 Washington NIBRS Submission Agencies

BELLEVUE PD

Continued

2021 Group B Arrests

Offense	Adult	Juvenile
Bad Checks	0	0
Curfew/Vagrancy	0	0
Disorderly Conduct	13	0
Drunkenness	0	0
DUI	163	1
Family Offenses	0	0
Liquor Law Violations	0	0
Peeping Tom	4	0
Trespass	103	0
All Other Offenses	173	0
Total	456	1



2021 Property Values by Type

Type	Value
Seized	\$218
Burned	\$508
Counterfeited/Forged	\$245,530
Destroyed/Damaged	\$730,071
Recovered	\$2,479,680
Stolen	\$22,566,365
Total	\$26,022,372

2021 Washington NIBRS Submission Agencies

BLACK DIAMOND PD

King County

Population: 5,990
Months Reported: 12

Offense Overview

Offense Total 169
of Cleared Offense 19
Percent Cleared 10.1%

Group A Arrest Overview

Arrest Total 15
Adult Arrest Total 15
Juvenile Arrest Total 0

Group A Offenses	Reported 2020	Reported 2021	% of Change	Crime Rate per 1,000	Total Arrests	DV Offense Totals
Murder	0	0		0.0	0	0
Manslaughter	0	0		0.0	0	0
Rape	0	0		0.0	0	0
Sodomy	0	0		0.0	0	0
Sexual Assault w/Object	0	0		0.0	0	0
Fondling	0	0		0.0	0	0
Aggravated Assault	1	0	-100.0%	0.0	0	0
Simple Assault	18	27	50.0%	4.5	8	23
Intimidation	5	4	-20.0%	0.7	0	1
Kidnapping	0	0		0.0	0	0
Incest	0	0		0.0	0	0
Statutory Rape	1	0	-100.0%	0.0	0	0
Human Trafficking Offenses	0	0		0.0	0	0
Violation of No Contact/Protect.	7	21	200.0%	3.5	2	2
Robbery	0	0		0.0	0	0
Burglary	11	17	54.5%	2.8	2	0
Larceny-Theft Offenses	30	59	96.7%	9.8	2	0
Motor Vehicle Theft	2	9	350.0%	1.5	0	0
Arson	0	0		0.0	0	0
Destruction of Property	25	23	-8.0%	3.8	0	0
Counterfeiting/Forgery	0	0		0.0	0	0
Fraud Offenses	40	5	-87.5%	0.8	0	0
Embezzlement	0	0		0.0	0	0
Extortion/Blackmail	0	1		0.2	0	0
Bribery	0	0		0.0	0	0
Stolen Property Offenses	0	0		0.0	0	0
Animal Cruelty	0	0		0.0	0	0
Drug/Narcotic Violations	5	0	-100.0%	0.0	0	0
Drug Equipment Violations	5	0	-100.0%	0.0	0	0
Gambling Offenses	0	0		0.0	0	0
Pornography	0	0		0.0	0	0
Prostitution Offenses	0	0		0.0	0	0
Weapon Law Violations	4	3	-25.0%	0.5	1	0
Grand Total	154	169	9.7%	28.2	15	26

POST-PRODUCTION NOTE: Due to an agency audit, the total number of Fraud offenses should be fifteen (15) rather than five (5). This adjusts the percent of change to -62.5% rather than -87.5%.

2021 Washington NIBRS Submission Agencies

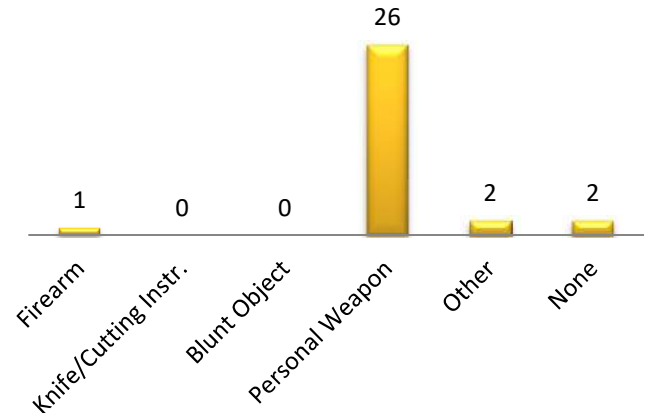
BLACK DIAMOND PD

Continued

2021 Group B Arrests

Offense	Adult	Juvenile
Bad Checks	0	0
Curfew/Vagrancy	0	0
Disorderly Conduct	3	0
Drunkenness	0	0
DUI	16	0
Family Offenses	0	0
Liquor Law Violations	0	0
Peeping Tom	0	0
Trespass	1	0
All Other Offenses	10	0
Total	30	0

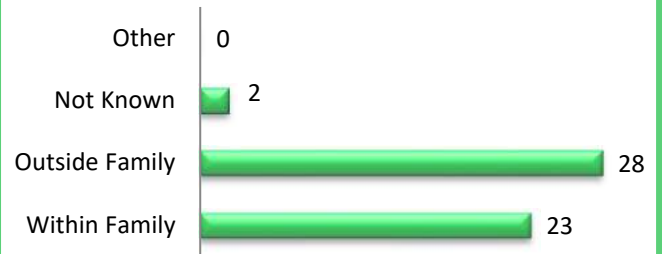
Weapons Used in Crimes



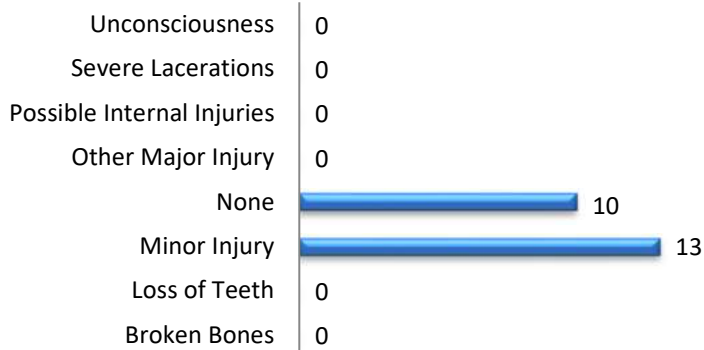
Drug Offenses by Type

**No Drug Offenses by Type
Reported**

Relationship of Victim to Offender



Domestic Violence Injuries



2021 Property Values by Type

Type	Value
Seized	\$1
Burned	\$0
Counterfeited/Forged	\$0
Destroyed/Damaged	\$29,289
Recovered	\$2,808
Stolen	\$260,416
Total	\$292,514

2021 Washington NIBRS Submission Agencies

BOTHELL PD

King County

Population: 48,920
Months Reported: 12

Offense Overview

Offense Total 2,264
of Cleared Offense 775
Percent Cleared 34.2%

Group A Arrest Overview

Arrest Total 594
Adult Arrest Total 590
Juvenile Arrest Total 4

Group A Offenses	Reported 2020	Reported 2021	% of Change	Crime Rate per 1,000	Total Arrests	DV Offense Totals
Murder	1	2	100.0%	0.0	0	1
Manslaughter	0	0		0.0	0	0
Rape	8	12	50.0%	0.2	2	4
Sodomy	0	0		0.0	0	0
Sexual Assault w/Object	0	0		0.0	0	0
Fondling	4	2	-50.0%	0.0	2	1
Aggravated Assault	26	27	3.8%	0.6	13	10
Simple Assault	139	119	-14.4%	2.4	74	77
Intimidation	41	46	12.2%	0.9	19	9
Kidnapping	1	4	300.0%	0.1	1	3
Incest	1	0	-100.0%	0.0	0	0
Statutory Rape	0	0		0.0	0	0
Human Trafficking Offenses	0	0		0.0	0	0
Violation of No Contact/Protect.	60	62	3.3%	1.3	42	49
Robbery	13	14	7.7%	0.3	4	0
Burglary	168	146	-13.1%	3.0	27	2
Larceny-Theft Offenses	1,100	996	-9.5%	20.4	183	8
Motor Vehicle Theft	108	83	-23.1%	1.7	22	1
Arson	5	3	-40.0%	0.1	1	0
Destruction of Property	235	222	-5.5%	4.5	16	17
Counterfeiting/Forgery	36	13	-63.9%	0.3	0	0
Fraud Offenses	49	71	44.9%	1.5	3	2
Embezzlement	0	1		0.0	0	0
Extortion/Blackmail	5	6	20.0%	0.1	0	1
Bribery	0	0		0.0	0	0
Stolen Property Offenses	96	50	-47.9%	1.0	14	0
Animal Cruelty	2	2	0.0%	0.0	1	0
Drug/Narcotic Violations	502	155	-69.1%	3.2	48	0
Drug Equipment Violations	684	201	-70.6%	4.1	111	0
Gambling Offenses	0	0		0.0	0	0
Pornography	14	1	-92.9%	0.0	0	0
Prostitution Offenses	3	2	-33.3%	0.0	2	0
Weapon Law Violations	44	24	-45.5%	0.5	9	0
Grand Total	3,345	2,264	-32.3%	46.3	594	185

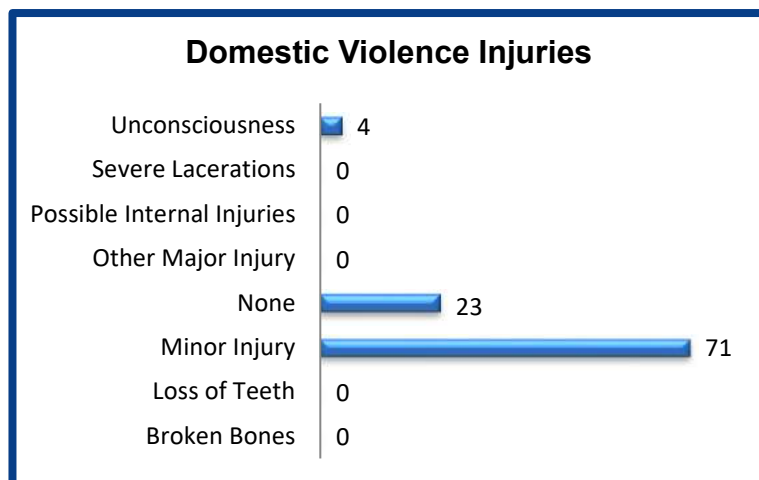
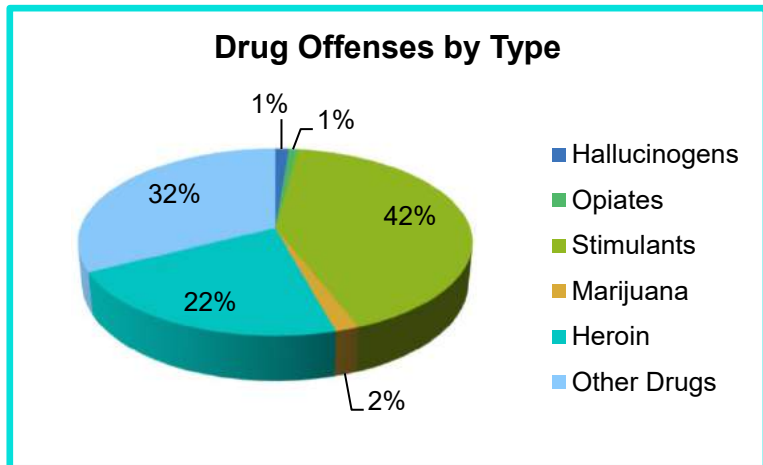
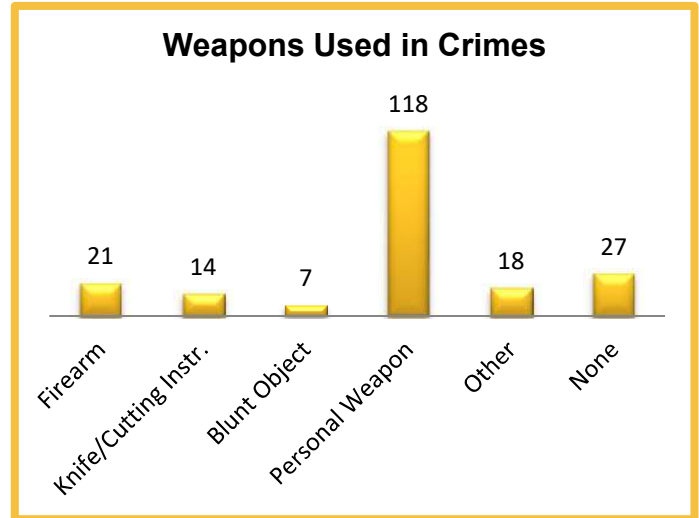
2021 Washington NIBRS Submission Agencies

BOTHELL PD

Continued

2021 Group B Arrests

Offense	Adult	Juvenile
Bad Checks	0	0
Curfew/Vagrancy	0	0
Disorderly Conduct	3	0
Drunkenness	0	0
DUI	68	0
Family Offenses	0	0
Liquor Law Violations	4	0
Peeping Tom	0	0
Trespass	25	0
All Other Offenses	19	0
Total	119	0



2021 Property Values by Type

Type	Value
Seized	\$52,088
Burned	\$150,004
Counterfeited/Forged	\$202,127
Destroyed/Damaged	\$467,467
Recovered	\$1,229,650
Stolen	\$5,744,391
Total	\$7,845,727

2021 Washington NIBRS Submission Agencies

BURIEN PD

King County

Population: 53,290
Months Reported: 12

Offense Overview

Offense Total 4,505
of Cleared Offense 927
Percent Cleared 20.6%

Group A Arrest Overview

Arrest Total 822
Adult Arrest Total 806
Juvenile Arrest Total 16

Group A Offenses	Reported 2020	Reported 2021	% of Change	Crime Rate per 1,000	Total Arrests	DV Offense Totals
Murder	4	4	0.0%	0.1	0	0
Manslaughter	0	2		0.0	1	0
Rape	32	25	-21.9%	0.5	11	7
Sodomy	0	0		0.0	0	0
Sexual Assault w/Object	0	0		0.0	0	0
Fondling	11	15	36.4%	0.3	4	3
Aggravated Assault	147	153	4.1%	2.9	77	65
Simple Assault	274	370	35.0%	6.9	267	212
Intimidation	139	146	5.0%	2.7	47	39
Kidnapping	2	13	550.0%	0.2	6	6
Incest	0	0		0.0	0	0
Statutory Rape	1	0	-100.0%	0.0	0	0
Human Trafficking Offenses	0	0		0.0	0	0
Violation of No Contact/Protect.	129	165	27.9%	3.1	131	135
Robbery	64	90	40.6%	1.7	16	1
Burglary	465	472	1.5%	8.9	26	13
Larceny-Theft Offenses	1,281	1,494	16.6%	28.0	91	7
Motor Vehicle Theft	480	557	16.0%	10.5	7	1
Arson	18	34	88.9%	0.6	3	1
Destruction of Property	524	551	5.2%	10.3	44	20
Counterfeiting/Forgery	26	28	7.7%	0.5	3	0
Fraud Offenses	493	165	-66.5%	3.1	1	0
Embezzlement	3	3	0.0%	0.1	0	0
Extortion/Blackmail	4	0	-100.0%	0.0	0	0
Bribery	0	0		0.0	0	0
Stolen Property Offenses	47	51	8.5%	1.0	52	0
Animal Cruelty	4	3	-25.0%	0.1	2	0
Drug/Narcotic Violations	109	66	-39.4%	1.2	14	0
Drug Equipment Violations	12	18	50.0%	0.3	7	0
Gambling Offenses	0	0		0.0	0	0
Pornography	4	6	50.0%	0.1	1	0
Prostitution Offenses	2	0	-100.0%	0.0	0	0
Weapon Law Violations	45	74	64.4%	1.4	11	0
Grand Total	4,320	4,505	4.3%	84.5	822	510

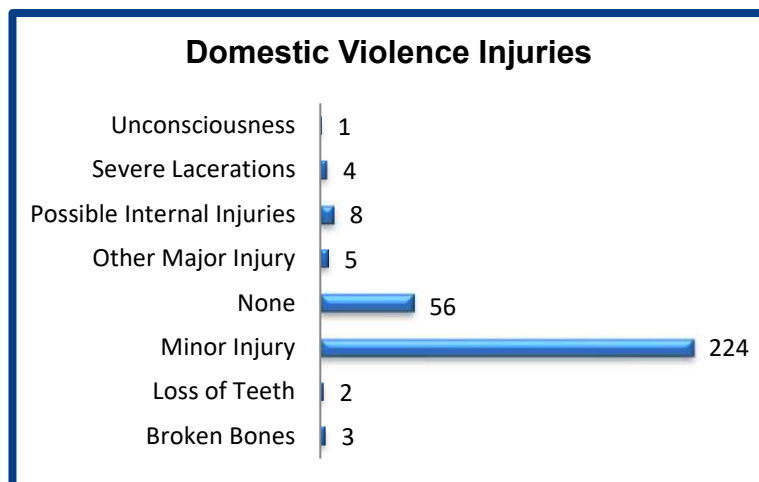
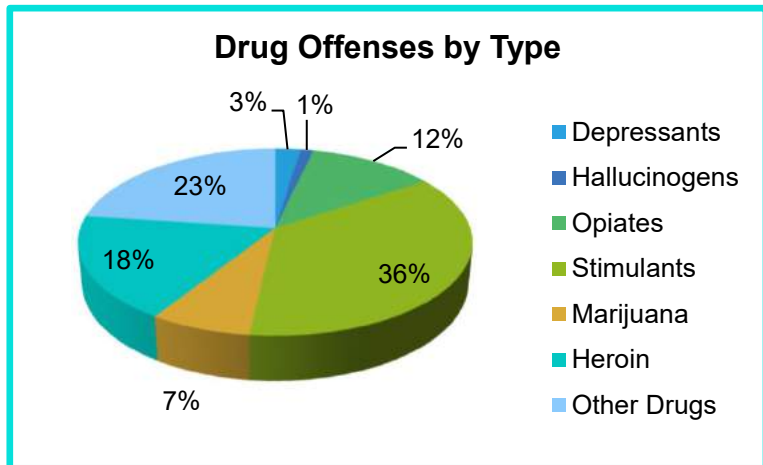
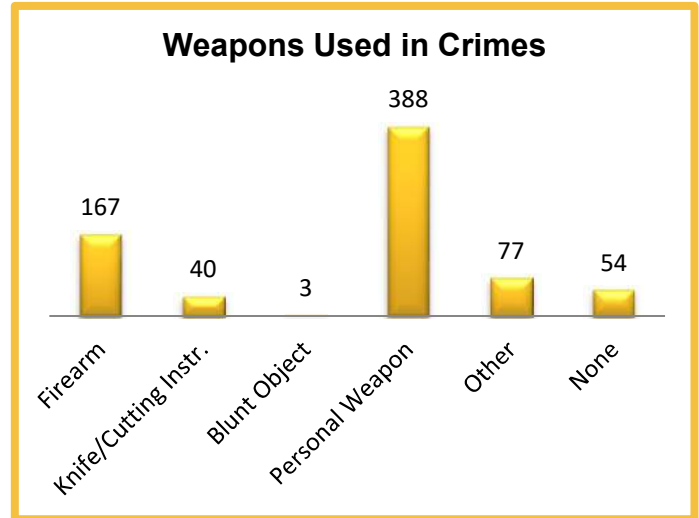
2021 Washington NIBRS Submission Agencies

BURIEN PD

Continued

2021 Group B Arrests

Offense	Adult	Juvenile
Bad Checks	0	0
Curfew/Vagrancy	0	0
Disorderly Conduct	21	0
Drunkenness	0	0
DUI	106	2
Family Offenses	0	0
Liquor Law Violations	0	0
Peeping Tom	0	0
Trespass	117	0
All Other Offenses	105	2
Total	349	4



2021 Property Values by Type

Type	Value
Seized	\$37
Burned	\$457,976
Counterfeited/Forged	\$19,207
Destroyed/Damaged	\$199,997
Recovered	\$124,107
Stolen	\$2,106,571
Total	\$2,907,895

2021 Washington NIBRS Submission Agencies

CARNATION PD

King County

Population: 2,285
Months Reported: 12

Offense Overview

Offense Total 48
of Cleared Offense 6
Percent Cleared 12.5%

Group A Arrest Overview

Arrest Total 6
Adult Arrest Total 6
Juvenile Arrest Total 0

Group A Offenses	Reported 2020	Reported 2021	% of Change	Crime Rate per 1,000	Total Arrests	DV Offense Totals
Murder	0	0		0.0	0	0
Manslaughter	0	0		0.0	0	0
Rape	0	0		0.0	0	0
Sodomy	0	0		0.0	0	0
Sexual Assault w/Object	0	0		0.0	0	0
Fondling	0	1		0.4	0	0
Aggravated Assault	1	0	-100.0%	0.0	0	0
Simple Assault	1	2	100.0%	0.9	1	1
Intimidation	3	2	-33.3%	0.9	0	0
Kidnapping	0	0		0.0	0	0
Incest	0	0		0.0	0	0
Statutory Rape	0	0		0.0	0	0
Human Trafficking Offenses	0	0		0.0	0	0
Violation of No Contact/Protect.	0	6		2.6	4	4
Robbery	0	0		0.0	0	0
Burglary	10	1	-90.0%	0.4	0	0
Larceny-Theft Offenses	22	17	-22.7%	7.4	0	0
Motor Vehicle Theft	3	4	33.3%	1.8	0	0
Arson	0	0		0.0	0	0
Destruction of Property	5	9	80.0%	3.9	1	0
Counterfeiting/Forgery	0	0		0.0	0	0
Fraud Offenses	28	6	-78.6%	2.6	0	0
Embezzlement	0	0		0.0	0	0
Extortion/Blackmail	0	0		0.0	0	0
Bribery	0	0		0.0	0	0
Stolen Property Offenses	0	0		0.0	0	0
Animal Cruelty	0	0		0.0	0	0
Drug/Narcotic Violations	0	0		0.0	0	0
Drug Equipment Violations	0	0		0.0	0	0
Gambling Offenses	0	0		0.0	0	0
Pornography	0	0		0.0	0	0
Prostitution Offenses	0	0		0.0	0	0
Weapon Law Violations	0	0		0.0	0	0
Grand Total	73	48	-34.2%	21.0	6	5

2021 Washington NIBRS Submission Agencies

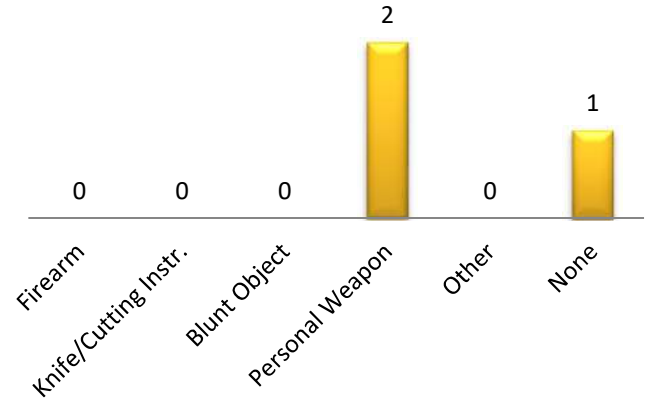
CARNATION PD

Continued

2021 Group B Arrests

Offense	Adult	Juvenile
Bad Checks	0	0
Curfew/Vagrancy	0	0
Disorderly Conduct	0	0
Drunkenness	0	0
DUI	1	0
Family Offenses	0	0
Liquor Law Violations	0	0
Peeping Tom	0	0
Trespass	0	0
All Other Offenses	0	0
Total	1	0

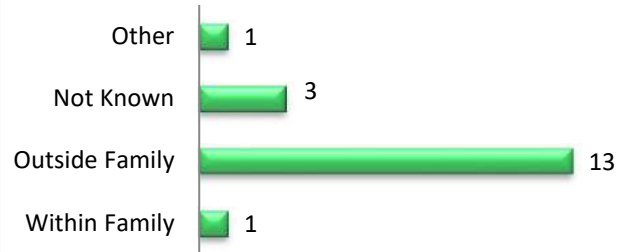
Weapons Used in Crimes



Drug Offenses by Type

**No Drug Offenses by Type
Reported**

Relationship of Victim to Offender



Domestic Violence Injuries

Unconsciousness	0
Severe Lacerations	0
Possible Internal Injuries	0
Other Major Injury	0
None	0
Minor Injury	1
Loss of Teeth	0
Broken Bones	0

2021 Property Values by Type

Type	Value
Seized	\$0
Burned	\$0
Counterfeited/Forged	\$0
Destroyed/Damaged	\$612
Recovered	\$38,205
Stolen	\$52,372
Total	\$91,189

2021 Washington NIBRS Submission Agencies

CLYDE HILL PD

King County

Population: 3,055
Months Reported: 12

Offense Overview

Offense Total 82
of Cleared Offense 2
Percent Cleared 2.4%

Group A Arrest Overview

Arrest Total 3
Adult Arrest Total 3
Juvenile Arrest Total 0

Group A Offenses	Reported 2020	Reported 2021	% of Change	Crime Rate per 1,000	Total Arrests	DV Offense Totals
Murder	0	0		0.0	0	0
Manslaughter	0	0		0.0	0	0
Rape	0	1		0.3	0	1
Sodomy	0	0		0.0	0	0
Sexual Assault w/Object	0	0		0.0	0	0
Fondling	0	0		0.0	0	0
Aggravated Assault	1	1	0.0%	0.3	1	0
Simple Assault	9	3	-66.7%	1.0	1	3
Intimidation	0	1		0.3	0	0
Kidnapping	1	0	-100.0%	0.0	0	0
Incest	0	0		0.0	0	0
Statutory Rape	0	0		0.0	0	0
Human Trafficking Offenses	0	0		0.0	0	0
Violation of No Contact/Protect.	1	4	300.0%	1.3	0	3
Robbery	0	0		0.0	0	0
Burglary	17	13	-23.5%	4.3	0	0
Larceny-Theft Offenses	41	30	-26.8%	9.8	1	0
Motor Vehicle Theft	1	2	100.0%	0.7	0	0
Arson	0	0		0.0	0	0
Destruction of Property	28	20	-28.6%	6.5	0	0
Counterfeiting/Forgery	2	1	-50.0%	0.3	0	0
Fraud Offenses	6	4	-33.3%	1.3	0	0
Embezzlement	0	0		0.0	0	0
Extortion/Blackmail	0	0		0.0	0	0
Bribery	0	0		0.0	0	0
Stolen Property Offenses	1	2	100.0%	0.7	0	0
Animal Cruelty	0	0		0.0	0	0
Drug/Narcotic Violations	1	0	-100.0%	0.0	0	0
Drug Equipment Violations	1	0	-100.0%	0.0	0	0
Gambling Offenses	0	0		0.0	0	0
Pornography	0	0		0.0	0	0
Prostitution Offenses	0	0		0.0	0	0
Weapon Law Violations	1	0	-100.0%	0.0	0	0
Grand Total	111	82	-26.1%	26.8	3	7

2021 Washington NIBRS Submission Agencies

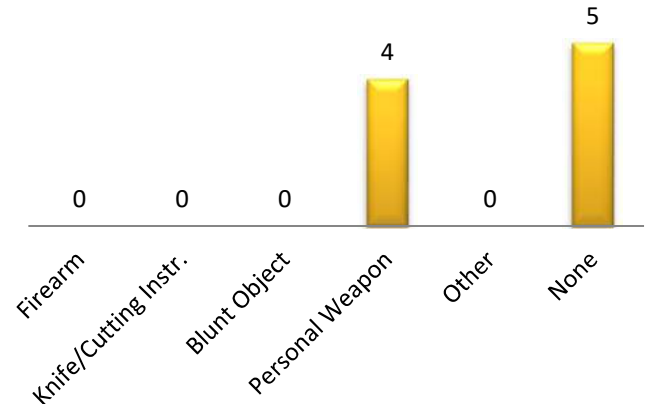
CLYDE HILL PD

Continued

2021 Group B Arrests

Offense	Adult	Juvenile
Bad Checks	0	0
Curfew/Vagrancy	0	0
Disorderly Conduct	1	0
Drunkenness	0	0
DUI	1	0
Family Offenses	0	0
Liquor Law Violations	0	0
Peeping Tom	0	0
Trespass	0	0
All Other Offenses	2	1
Total	4	1

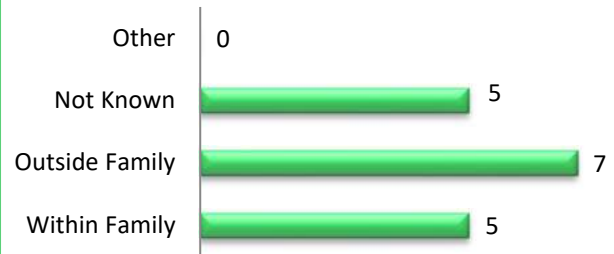
Weapons Used in Crimes



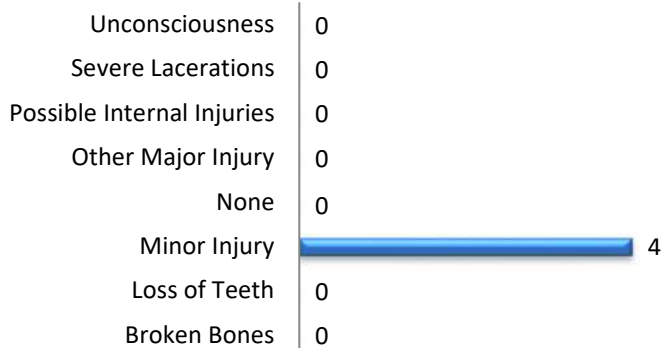
Drug Offenses by Type

**No Drug Offenses by Type
Reported**

Relationship of Victim to Offender



Domestic Violence Injuries



2021 Property Values by Type

Type	Value
Seized	\$2
Burned	\$0
Counterfeited/Forged	\$4
Destroyed/Damaged	\$21,872
Recovered	\$12,034
Stolen	\$103,123
Total	\$137,035

2021 Washington NIBRS Submission Agencies

COVINGTON PD

King County

Population: 20,890
Months Reported: 12

Offense Overview

Offense Total 1,367
of Cleared Offense 253
Percent Cleared 18.5%

Group A Arrest Overview

Arrest Total 216
Adult Arrest Total 210
Juvenile Arrest Total 6

Group A Offenses	Reported 2020	Reported 2021	% of Change	Crime Rate per 1,000	Total Arrests	DV Offense Totals
Murder	0	0		0.0	0	0
Manslaughter	0	0		0.0	0	0
Rape	3	6	100.0%	0.3	1	2
Sodomy	0	0		0.0	0	0
Sexual Assault w/Object	0	0		0.0	0	0
Fondling	0	2		0.1	0	0
Aggravated Assault	22	20	-9.1%	1.0	9	11
Simple Assault	72	87	20.8%	4.2	45	56
Intimidation	39	37	-5.1%	1.8	6	15
Kidnapping	1	1	0.0%	0.0	1	0
Incest	0	0		0.0	0	0
Statutory Rape	0	0		0.0	0	0
Human Trafficking Offenses	0	0		0.0	0	0
Violation of No Contact/Protect.	47	24	-48.9%	1.1	14	19
Robbery	13	15	15.4%	0.7	5	0
Burglary	95	106	11.6%	5.1	8	3
Larceny-Theft Offenses	435	694	59.5%	33.2	91	3
Motor Vehicle Theft	49	100	104.1%	4.8	6	0
Arson	2	0	-100.0%	0.0	0	0
Destruction of Property	124	145	16.9%	6.9	13	9
Counterfeiting/Forgery	15	7	-53.3%	0.3	1	0
Fraud Offenses	224	94	-58.0%	4.5	1	0
Embezzlement	1	0	-100.0%	0.0	0	0
Extortion/Blackmail	0	2		0.1	0	0
Bribery	0	0		0.0	0	0
Stolen Property Offenses	15	18	20.0%	0.9	13	0
Animal Cruelty	0	0		0.0	0	0
Drug/Narcotic Violations	12	4	-66.7%	0.2	0	0
Drug Equipment Violations	3	1	-66.7%	0.0	1	0
Gambling Offenses	0	0		0.0	0	0
Pornography	5	0	-100.0%	0.0	1	0
Prostitution Offenses	0	0		0.0	0	0
Weapon Law Violations	6	4	-33.3%	0.2	0	0
Grand Total	1,183	1,367	15.6%	65.4	216	118

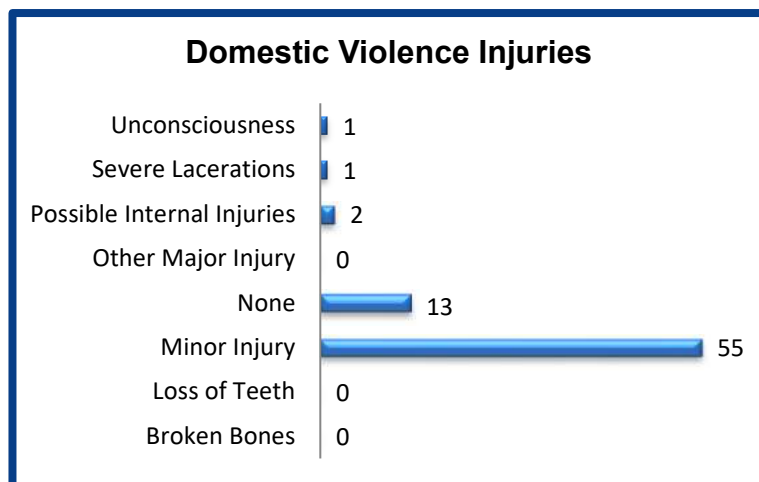
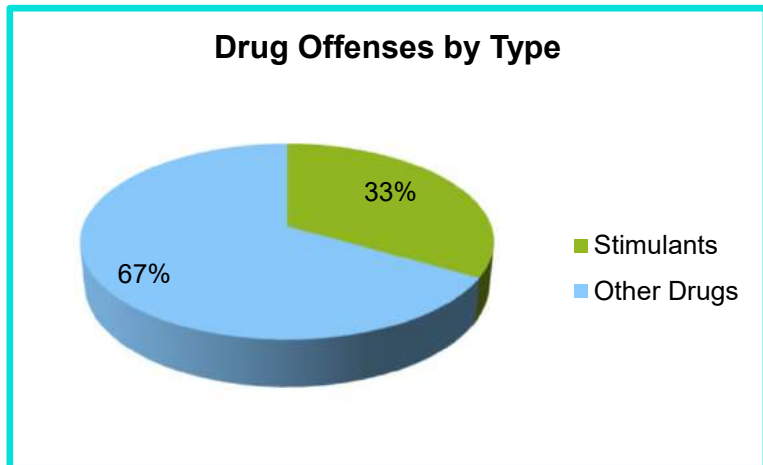
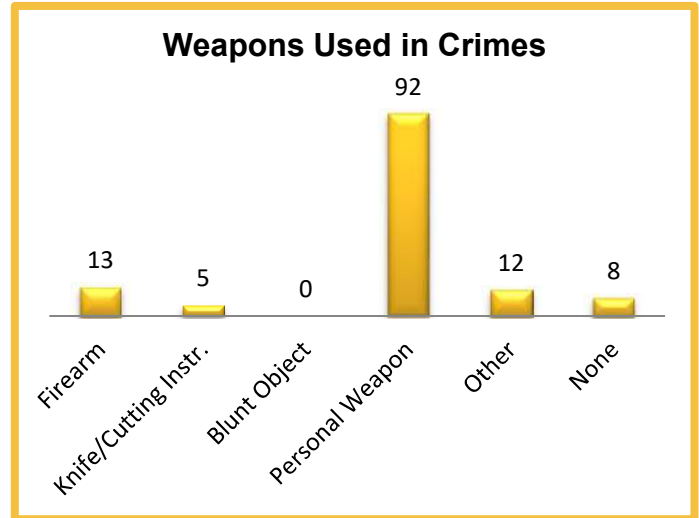
2021 Washington NIBRS Submission Agencies

COVINGTON PD

Continued

2021 Group B Arrests

Offense	Adult	Juvenile
Bad Checks	0	0
Curfew/Vagrancy	0	0
Disorderly Conduct	0	0
Drunkenness	0	0
DUI	12	0
Family Offenses	0	0
Liquor Law Violations	0	0
Peeping Tom	0	0
Trespass	20	0
All Other Offenses	33	0
Total	65	0



2021 Property Values by Type

Type	Value
Seized	\$6
Burned	\$0
Counterfeited/Forged	\$9,023
Destroyed/Damaged	\$60,468
Recovered	\$60,996
Stolen	\$962,024
Total	\$1,092,517

2021 Washington NIBRS Submission Agencies

DES MOINES PD

King County

Population: 32,820
Months Reported: 12

Offense Overview

Offense Total 2,175
of Cleared Offense 388
Percent Cleared 17.8%

Group A Arrest Overview

Arrest Total 347
Adult Arrest Total 339
Juvenile Arrest Total 8

Group A Offenses	Reported 2020	Reported 2021	% of Change	Crime Rate per 1,000	Total Arrests	DV Offense Totals
Murder	2	6	200.0%	0.2	2	2
Manslaughter	0	0		0.0	0	0
Rape	10	12	20.0%	0.4	2	4
Sodomy	1	1	0.0%	0.0	0	0
Sexual Assault w/Object	0	0		0.0	0	0
Fondling	5	8	60.0%	0.2	1	5
Aggravated Assault	44	59	34.1%	1.8	20	17
Simple Assault	232	187	-19.4%	5.7	114	96
Intimidation	44	45	2.3%	1.4	7	6
Kidnapping	4	3	-25.0%	0.1	3	3
Incest	0	0		0.0	0	0
Statutory Rape	1	0	-100.0%	0.0	0	0
Human Trafficking Offenses	0	0		0.0	0	0
Violation of No Contact/Protect.	93	89	-4.3%	2.7	59	78
Robbery	57	37	-35.1%	1.1	7	2
Burglary	129	132	2.3%	4.0	17	4
Larceny-Theft Offenses	782	798	2.0%	24.3	48	4
Motor Vehicle Theft	249	250	0.4%	7.6	4	4
Arson	7	6	-14.3%	0.2	1	0
Destruction of Property	325	333	2.5%	10.1	29	18
Counterfeiting/Forgery	16	16	0.0%	0.5	1	0
Fraud Offenses	304	100	-67.1%	3.0	1	1
Embezzlement	0	0		0.0	0	0
Extortion/Blackmail	3	0	-100.0%	0.0	0	0
Bribery	0	0		0.0	0	0
Stolen Property Offenses	46	40	-13.0%	1.2	22	1
Animal Cruelty	1	5	400.0%	0.2	2	0
Drug/Narcotic Violations	28	17	-39.3%	0.5	2	0
Drug Equipment Violations	28	5	-82.1%	0.2	2	0
Gambling Offenses	0	0		0.0	0	0
Pornography	6	3	-50.0%	0.1	2	0
Prostitution Offenses	0	0		0.0	0	0
Weapon Law Violations	24	23	-4.2%	0.7	1	0
Grand Total	2,441	2,175	-10.9%	66.3	347	245

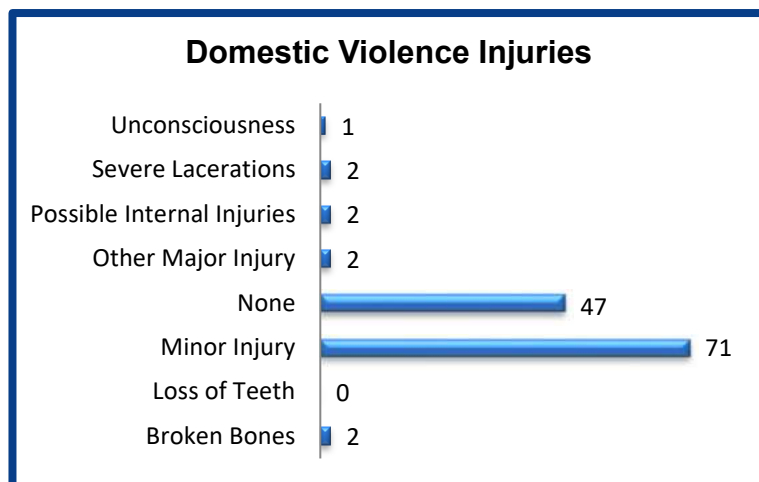
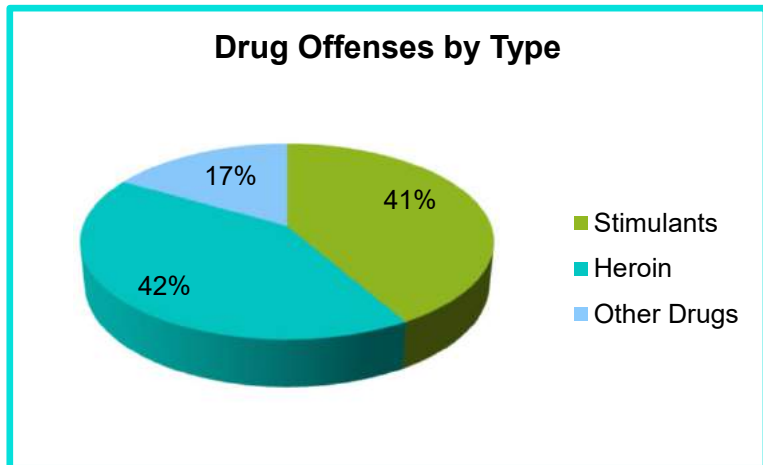
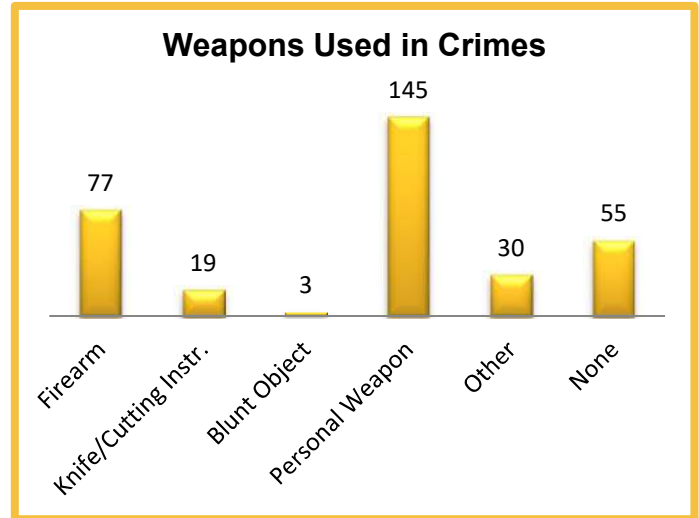
2021 Washington NIBRS Submission Agencies

DES MOINES PD

Continued

2021 Group B Arrests

Offense	Adult	Juvenile
Bad Checks	0	0
Curfew/Vagrancy	0	0
Disorderly Conduct	3	0
Drunkenness	0	0
DUI	25	0
Family Offenses	0	0
Liquor Law Violations	0	0
Peeping Tom	0	0
Trespass	41	0
All Other Offenses	13	1
Total	82	1



2021 Property Values by Type

Type	Value
Seized	\$259
Burned	\$21,085
Counterfeited/Forged	\$705
Destroyed/Damaged	\$694,277
Recovered	\$750,375
Stolen	\$3,571,062
Total	\$5,037,763

2021 Washington NIBRS Submission Agencies

DUVALL PD

King County

Population: 8,090
Months Reported: 12

Offense Overview

Offense Total 70
of Cleared Offense 2
Percent Cleared 2.9%

Group A Arrest Overview

Arrest Total 2
Adult Arrest Total 2
Juvenile Arrest Total 0

Group A Offenses	Reported 2020	Reported 2021	% of Change	Crime Rate per 1,000	Total Arrests	DV Offense Totals
Murder	0	0		0.0	0	0
Manslaughter	0	0		0.0	0	0
Rape	2	0	-100.0%	0.0	0	0
Sodomy	0	0		0.0	0	0
Sexual Assault w/Object	0	0		0.0	0	0
Fondling	1	0	-100.0%	0.0	0	0
Aggravated Assault	1	0	-100.0%	0.0	0	0
Simple Assault	8	4	-50.0%	0.5	1	2
Intimidation	1	1	0.0%	0.1	0	0
Kidnapping	0	0		0.0	0	0
Incest	0	0		0.0	0	0
Statutory Rape	0	0		0.0	0	0
Human Trafficking Offenses	0	0		0.0	0	0
Violation of No Contact/Protect.	2	1	-50.0%	0.1	0	1
Robbery	0	0		0.0	0	0
Burglary	4	5	25.0%	0.6	1	0
Larceny-Theft Offenses	54	30	-44.4%	3.7	0	0
Motor Vehicle Theft	12	6	-50.0%	0.7	0	0
Arson	3	1	-66.7%	0.1	0	0
Destruction of Property	6	9	50.0%	1.1	0	1
Counterfeiting/Forgery	5	0	-100.0%	0.0	0	0
Fraud Offenses	108	12	-88.9%	1.5	0	0
Embezzlement	0	0		0.0	0	0
Extortion/Blackmail	0	0		0.0	0	0
Bribery	0	0		0.0	0	0
Stolen Property Offenses	0	0		0.0	0	0
Animal Cruelty	0	0		0.0	0	0
Drug/Narcotic Violations	1	1	0.0%	0.1	0	0
Drug Equipment Violations	3	0	-100.0%	0.0	0	0
Gambling Offenses	0	0		0.0	0	0
Pornography	0	0		0.0	0	0
Prostitution Offenses	0	0		0.0	0	0
Weapon Law Violations	1	0	-100.0%	0.0	0	0
Grand Total	212	70	-67.0%	8.7	2	4

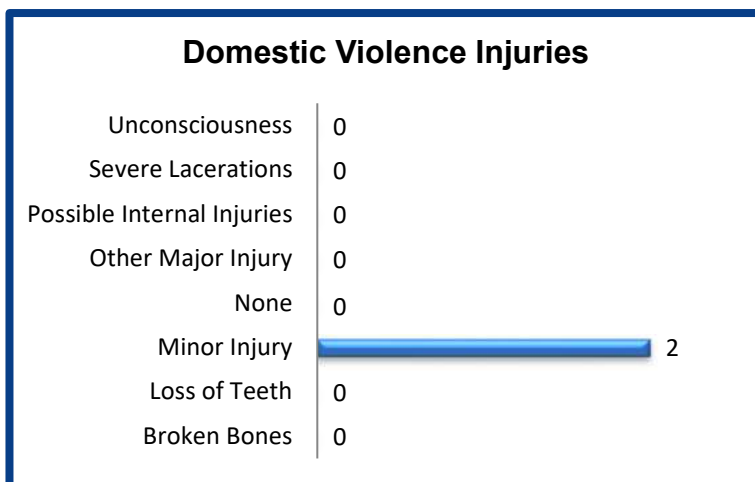
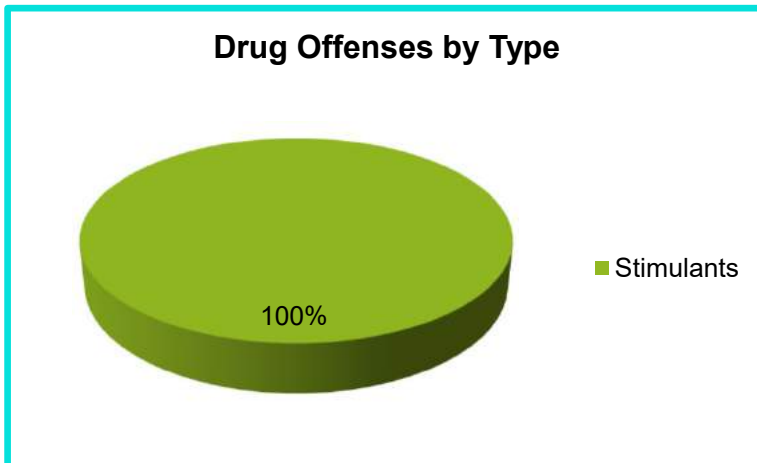
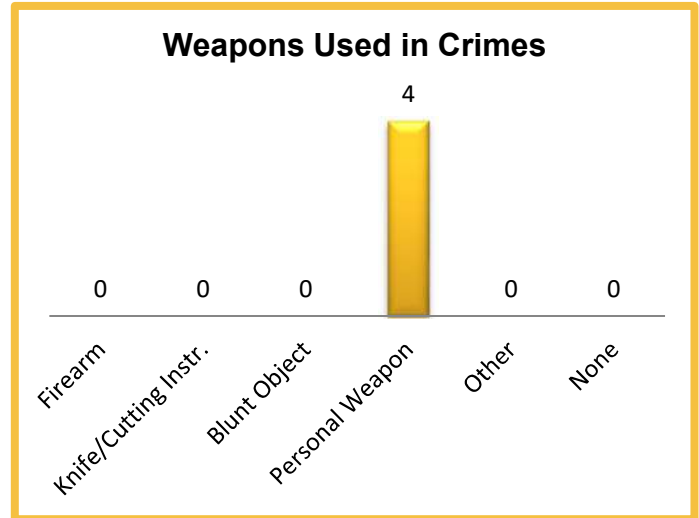
2021 Washington NIBRS Submission Agencies

DUVALL PD

Continued

2021 Group B Arrests

Offense	Adult	Juvenile
Bad Checks	0	0
Curfew/Vagrancy	0	0
Disorderly Conduct	0	0
Drunkenness	0	0
DUI	2	0
Family Offenses	0	0
Liquor Law Violations	0	0
Peeping Tom	0	0
Trespass	0	0
All Other Offenses	0	0
Total	2	0



2021 Property Values by Type

Type	Value
Seized	\$0
Burned	\$2
Counterfeited/Forged	\$0
Destroyed/Damaged	\$46,508
Recovered	\$29,999
Stolen	\$192,444
Total	\$268,953

2021 Washington NIBRS Submission Agencies

ENUMCLAW PD

King County

Population: 13,030
Months Reported: 12

Offense Overview

Offense Total 536
of Cleared Offense 81
Percent Cleared 15.1%

Group A Arrest Overview

Arrest Total 71
Adult Arrest Total 63
Juvenile Arrest Total 8

Group A Offenses	Reported 2020	Reported 2021	% of Change	Crime Rate per 1,000	Total Arrests	DV Offense Totals
Murder	0	0		0.0	0	0
Manslaughter	1	0	-100.0%	0.0	0	0
Rape	3	5	66.7%	0.4	1	1
Sodomy	0	0		0.0	0	0
Sexual Assault w/Object	0	0		0.0	0	0
Fondling	9	1	-88.9%	0.1	0	0
Aggravated Assault	7	5	-28.6%	0.4	3	3
Simple Assault	69	60	-13.0%	4.6	33	37
Intimidation	1	4	300.0%	0.3	0	1
Kidnapping	2	0	-100.0%	0.0	0	0
Incest	0	0		0.0	0	0
Statutory Rape	0	0		0.0	0	0
Human Trafficking Offenses	0	0		0.0	0	0
Violation of No Contact/Protect.	31	21	-32.3%	1.6	11	18
Robbery	1	2	100.0%	0.2	0	0
Burglary	30	29	-3.3%	2.2	1	0
Larceny-Theft Offenses	173	198	14.5%	15.2	10	1
Motor Vehicle Theft	20	37	85.0%	2.8	0	0
Arson	1	5	400.0%	0.4	0	0
Destruction of Property	87	126	44.8%	9.7	8	12
Counterfeiting/Forgery	2	1	-50.0%	0.1	0	0
Fraud Offenses	119	26	-78.2%	2.0	0	0
Embezzlement	0	0		0.0	0	0
Extortion/Blackmail	1	0	-100.0%	0.0	0	0
Bribery	0	0		0.0	0	0
Stolen Property Offenses	8	4	-50.0%	0.3	2	0
Animal Cruelty	0	0		0.0	0	0
Drug/Narcotic Violations	7	2	-71.4%	0.2	1	0
Drug Equipment Violations	19	1	-94.7%	0.1	0	0
Gambling Offenses	0	0		0.0	0	0
Pornography	2	0	-100.0%	0.0	0	0
Prostitution Offenses	0	0		0.0	0	0
Weapon Law Violations	8	9	12.5%	0.7	1	0
Grand Total	601	536	-10.8%	41.1	71	73

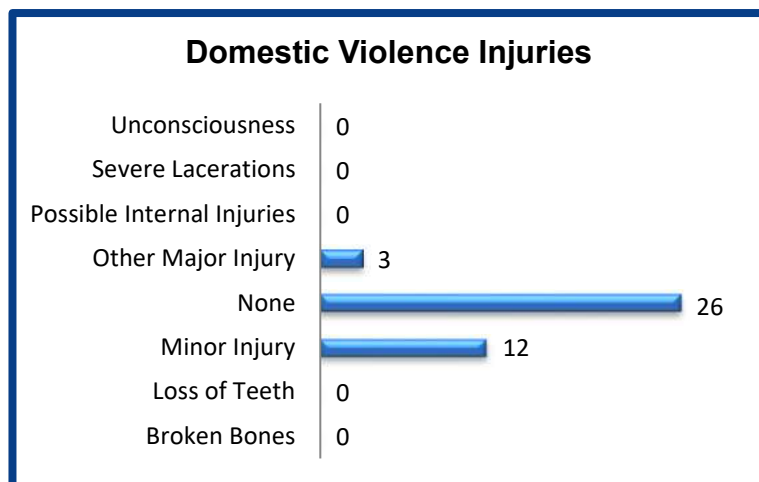
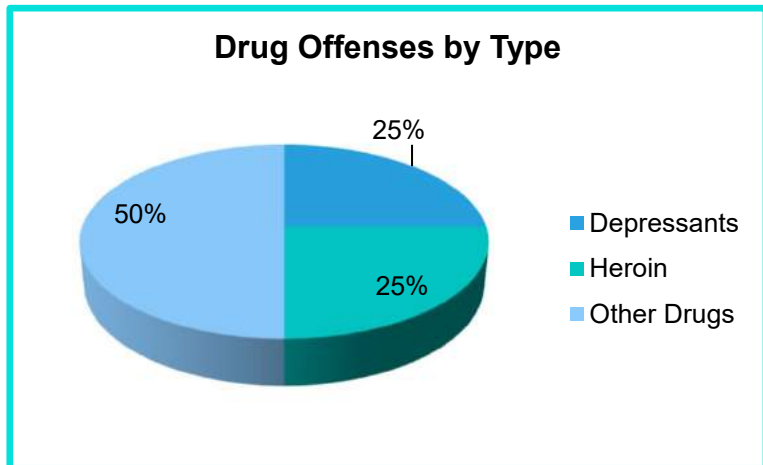
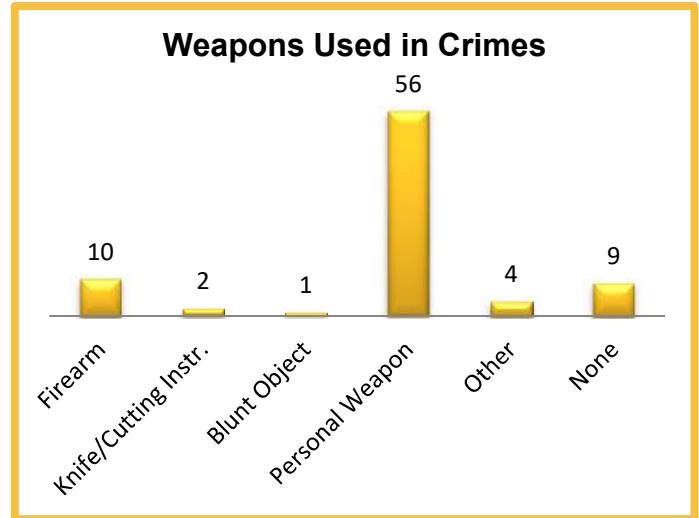
2021 Washington NIBRS Submission Agencies

ENUMCLAW PD

Continued

2021 Group B Arrests

Offense	Adult	Juvenile
Bad Checks	0	0
Curfew/Vagrancy	0	0
Disorderly Conduct	1	0
Drunkenness	0	0
DUI	19	0
Family Offenses	0	0
Liquor Law Violations	0	0
Peeping Tom	0	0
Trespass	10	0
All Other Offenses	56	1
Total	86	1



2021 Property Values by Type

Type	Value
Seized	\$3
Burned	\$59,045
Counterfeited/Forged	\$5
Destroyed/Damaged	\$105,557
Recovered	\$237,620
Stolen	\$1,143,622
Total	\$1,545,852

2021 Washington NIBRS Submission Agencies

FEDERAL WAY PD

King County

Population: 99,590
Months Reported: 12

Offense Overview

Offense Total 8,243
of Cleared Offense 1,128
Percent Cleared 13.7%

Group A Arrest Overview

Arrest Total 1,048
Adult Arrest Total 1,009
Juvenile Arrest Total 39

Group A Offenses	Reported 2020	Reported 2021	% of Change	Crime Rate per 1,000	Total Arrests	DV Offense Totals
Murder	6	11	83.3%	0.1	6	0
Manslaughter	0	1		0.0	1	1
Rape	36	43	19.4%	0.4	8	10
Sodomy	2	3	50.0%	0.0	0	3
Sexual Assault w/Object	0	2		0.0	0	0
Fondling	23	27	17.4%	0.3	4	6
Aggravated Assault	211	273	29.4%	2.7	101	68
Simple Assault	715	732	2.4%	7.4	324	374
Intimidation	16	25	56.3%	0.3	0	4
Kidnapping	20	25	25.0%	0.3	15	11
Incest	2	1	-50.0%	0.0	9	0
Statutory Rape	3	5	66.7%	0.1	2	1
Human Trafficking Offenses	1	0	-100.0%	0.0	0	0
Violation of No Contact/Protect.	332	248	-25.3%	2.5	141	197
Robbery	132	168	27.3%	1.7	35	5
Burglary	746	796	6.7%	8.0	39	4
Larceny-Theft Offenses	3,067	3,038	-0.9%	30.5	186	4
Motor Vehicle Theft	738	909	23.2%	9.1	10	3
Arson	34	31	-8.8%	0.3	4	1
Destruction of Property	1,036	1,163	12.3%	11.7	76	43
Counterfeiting/Forgery	109	63	-42.2%	0.6	3	0
Fraud Offenses	429	396	-7.7%	4.0	0	1
Embezzlement	2	0	-100.0%	0.0	0	0
Extortion/Blackmail	7	13	85.7%	0.1	1	0
Bribery	0	0		0.0	0	0
Stolen Property Offenses	89	72	-19.1%	0.7	30	1
Animal Cruelty	5	18	260.0%	0.2	1	0
Drug/Narcotic Violations	75	28	-62.7%	0.3	2	0
Drug Equipment Violations	63	8	-87.3%	0.1	7	0
Gambling Offenses	0	0		0.0	0	0
Pornography	8	4	-50.0%	0.0	1	0
Prostitution Offenses	0	2		0.0	1	0
Weapon Law Violations	125	138	10.4%	1.4	41	0
Grand Total	8,032	8,243	2.6%	82.8	1,048	737

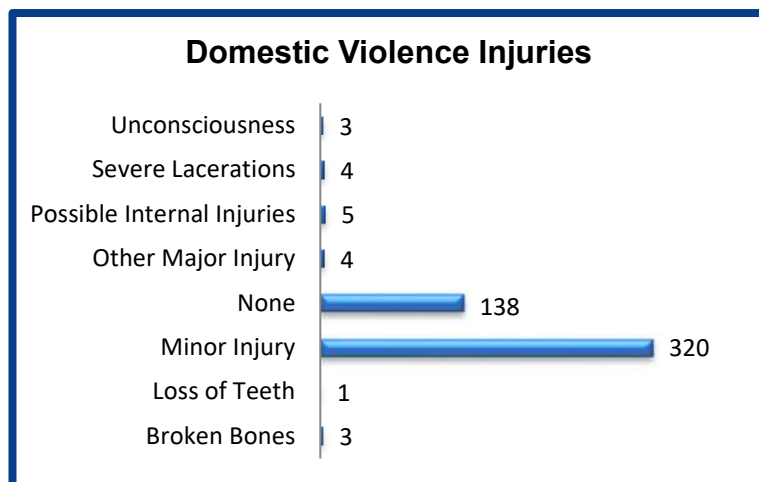
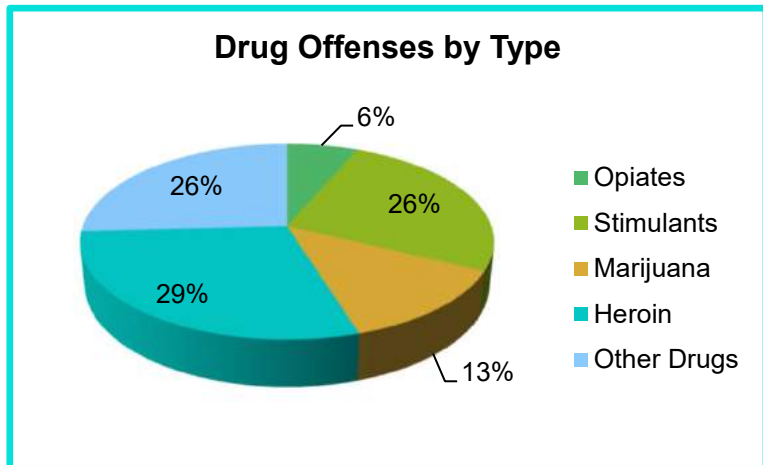
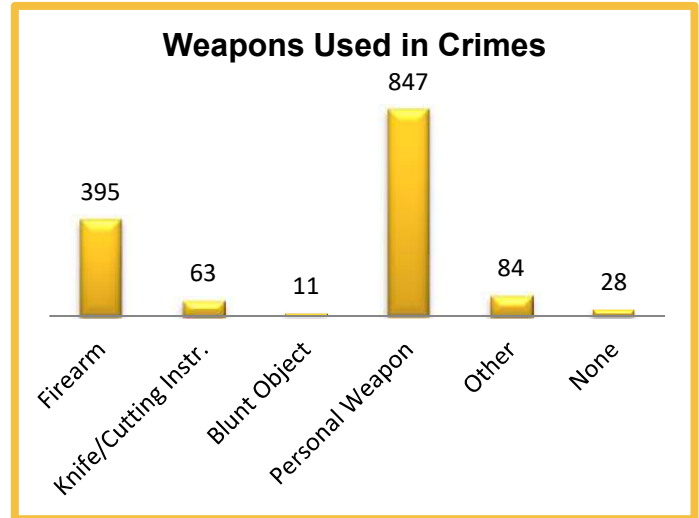
2021 Washington NIBRS Submission Agencies

FEDERAL WAY PD

Continued

2021 Group B Arrests

Offense	Adult	Juvenile
Bad Checks	2	0
Curfew/Vagrancy	0	0
Disorderly Conduct	25	1
Drunkenness	0	0
DUI	117	2
Family Offenses	0	0
Liquor Law Violations	2	0
Peeping Tom	0	0
Trespass	67	0
All Other Offenses	735	10
Total	948	13



2021 Property Values by Type

Type	Value
Seized	\$3,145
Burned	\$132,894
Counterfeited/Forged	\$515,251
Destroyed/Damaged	\$1,963,619
Recovered	\$5,345,001
Stolen	\$17,889,325
Total	\$25,849,235

2021 Washington NIBRS Submission Agencies

ISSAQUAH PD

King County

Population: 39,840
Months Reported: 12

Offense Overview

Offense Total 2,617
of Cleared Offense 218
Percent Cleared 8.3%

Group A Arrest Overview

Arrest Total 244
Adult Arrest Total 243
Juvenile Arrest Total 1

Group A Offenses	Reported 2020	Reported 2021	% of Change	Crime Rate per 1,000	Total Arrests	DV Offense Totals
Murder	1	0	-100.0%	0.0	0	0
Manslaughter	0	0		0.0	0	0
Rape	5	4	-20.0%	0.1	1	2
Sodomy	2	0	-100.0%	0.0	0	0
Sexual Assault w/Object	1	0	-100.0%	0.0	0	0
Fondling	3	1	-66.7%	0.0	0	1
Aggravated Assault	14	3	-78.6%	0.1	0	3
Simple Assault	136	117	-14.0%	2.9	69	64
Intimidation	11	11	0.0%	0.3	0	2
Kidnapping	7	1	-85.7%	0.0	0	1
Incest	0	0		0.0	0	0
Statutory Rape	0	0		0.0	0	0
Human Trafficking Offenses	0	0		0.0	0	0
Violation of No Contact/Protect.	60	52	-13.3%	1.3	19	45
Robbery	6	9	50.0%	0.2	0	0
Burglary	137	164	19.7%	4.1	1	0
Larceny-Theft Offenses	998	1,408	41.1%	35.3	114	3
Motor Vehicle Theft	64	136	112.5%	3.4	1	0
Arson	2	2	0.0%	0.1	0	0
Destruction of Property	442	503	13.8%	12.6	19	14
Counterfeiting/Forgery	5	2	-60.0%	0.1	0	0
Fraud Offenses	530	163	-69.2%	4.1	0	0
Embezzlement	1	0	-100.0%	0.0	0	0
Extortion/Blackmail	0	0		0.0	0	0
Bribery	1	1	0.0%	0.0	0	0
Stolen Property Offenses	8	11	37.5%	0.3	6	0
Animal Cruelty	0	1		0.0	0	0
Drug/Narcotic Violations	29	11	-62.1%	0.3	0	0
Drug Equipment Violations	35	11	-68.6%	0.3	10	0
Gambling Offenses	0	0		0.0	0	0
Pornography	1	1	0.0%	0.0	0	0
Prostitution Offenses	0	0		0.0	0	0
Weapon Law Violations	12	5	-58.3%	0.1	4	0
Grand Total	2,511	2,617	4.2%	65.7	244	135

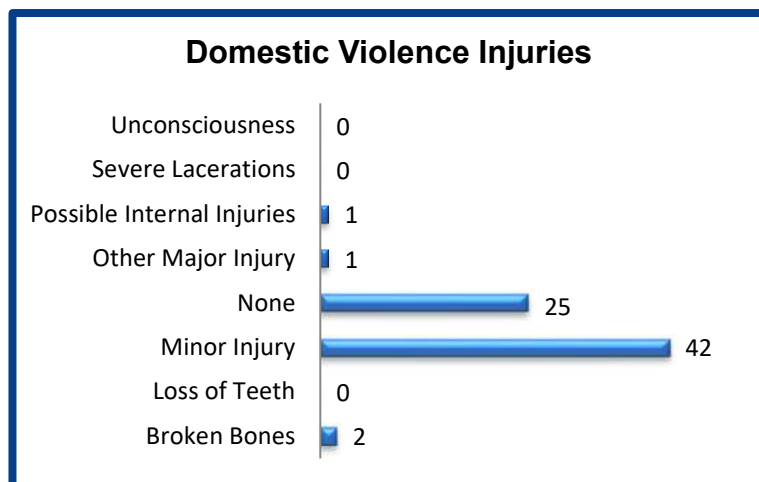
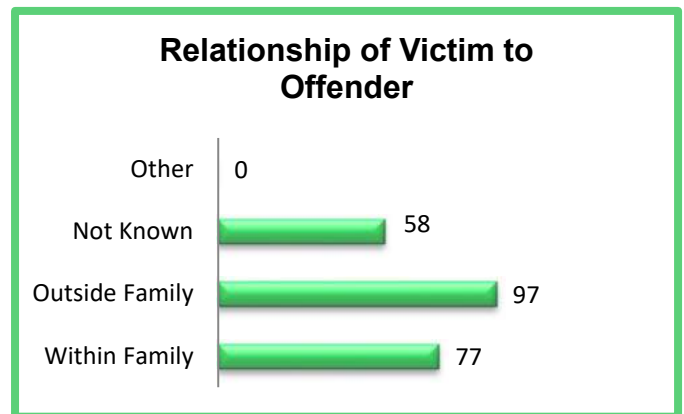
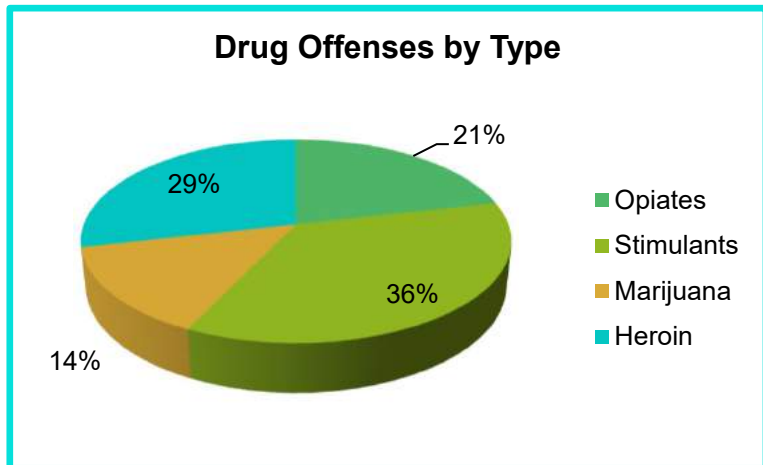
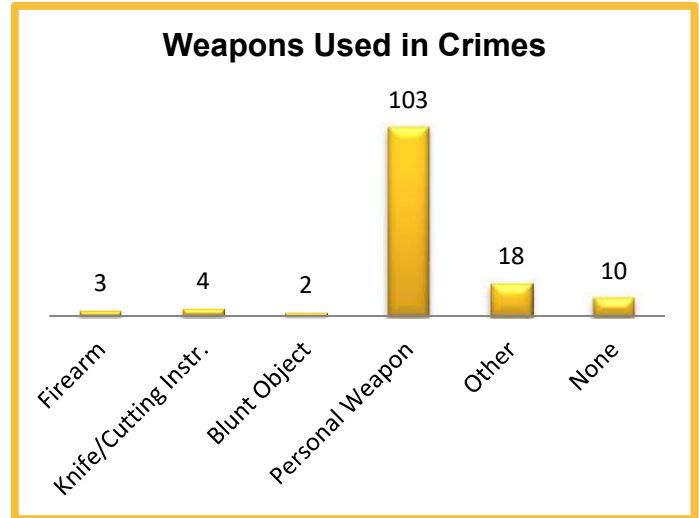
2021 Washington NIBRS Submission Agencies

ISSAQUAH PD

Continued

2021 Group B Arrests

Offense	Adult	Juvenile
Bad Checks	0	0
Curfew/Vagrancy	0	0
Disorderly Conduct	11	0
Drunkenness	0	0
DUI	23	0
Family Offenses	0	0
Liquor Law Violations	1	0
Peeping Tom	0	0
Trespass	30	0
All Other Offenses	102	0
Total	167	0



2021 Property Values by Type

Type	Value
Seized	\$65
Burned	\$2,101
Counterfeited/Forged	\$1
Destroyed/Damaged	\$641,423
Recovered	\$1,529,942
Stolen	\$7,089,490
Total	\$9,263,022

2021 Washington NIBRS Submission Agencies

KENMORE PD

King County

Population: 23,770
Months Reported: 12

Offense Overview

Offense Total 492
of Cleared Offense 96
Percent Cleared 19.5%

Group A Arrest Overview

Arrest Total 88
Adult Arrest Total 82
Juvenile Arrest Total 6

Group A Offenses	Reported 2020	Reported 2021	% of Change	Crime Rate per 1,000	Total Arrests	DV Offense Totals
Murder	0	1		0.0	0	0
Manslaughter	0	0		0.0	0	0
Rape	3	2	-33.3%	0.1	0	0
Sodomy	0	0		0.0	0	0
Sexual Assault w/Object	0	0		0.0	0	0
Fondling	3	2	-33.3%	0.1	0	1
Aggravated Assault	4	11	175.0%	0.5	8	4
Simple Assault	48	49	2.1%	2.1	39	34
Intimidation	16	19	18.8%	0.8	1	3
Kidnapping	0	0		0.0	0	0
Incest	0	0		0.0	0	0
Statutory Rape	0	0		0.0	0	0
Human Trafficking Offenses	0	0		0.0	0	0
Violation of No Contact/Protect.	13	23	76.9%	1.0	19	20
Robbery	1	5	400.0%	0.2	1	0
Burglary	45	36	-20.0%	1.5	1	0
Larceny-Theft Offenses	229	208	-9.2%	8.8	5	0
Motor Vehicle Theft	30	27	-10.0%	1.1	0	0
Arson	6	3	-50.0%	0.1	0	0
Destruction of Property	84	52	-38.1%	2.2	8	1
Counterfeiting/Forgery	3	3	0.0%	0.1	0	0
Fraud Offenses	271	39	-85.6%	1.6	0	0
Embezzlement	0	1		0.0	0	0
Extortion/Blackmail	1	2	100.0%	0.1	0	0
Bribery	0	0		0.0	0	0
Stolen Property Offenses	4	3	-25.0%	0.1	2	0
Animal Cruelty	0	1		0.0	0	0
Drug/Narcotic Violations	9	2	-77.8%	0.1	1	0
Drug Equipment Violations	1	0	-100.0%	0.0	0	0
Gambling Offenses	0	0		0.0	0	0
Pornography	0	0		0.0	0	0
Prostitution Offenses	0	0		0.0	0	0
Weapon Law Violations	1	3	200.0%	0.1	3	0
Grand Total	772	492	-36.3%	20.7	88	63

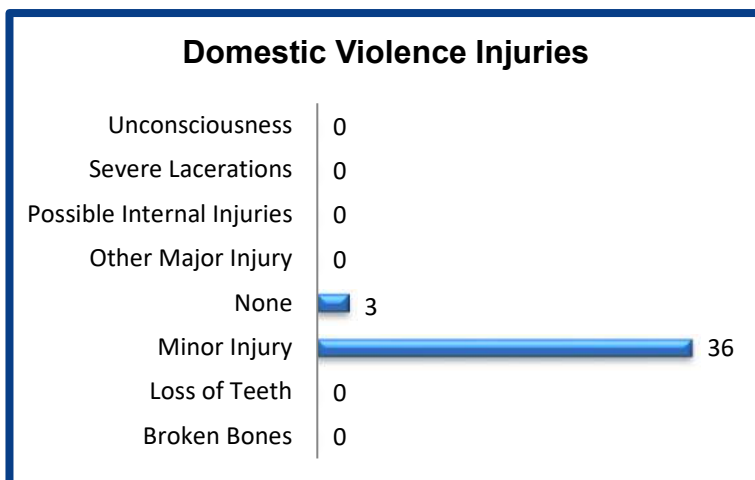
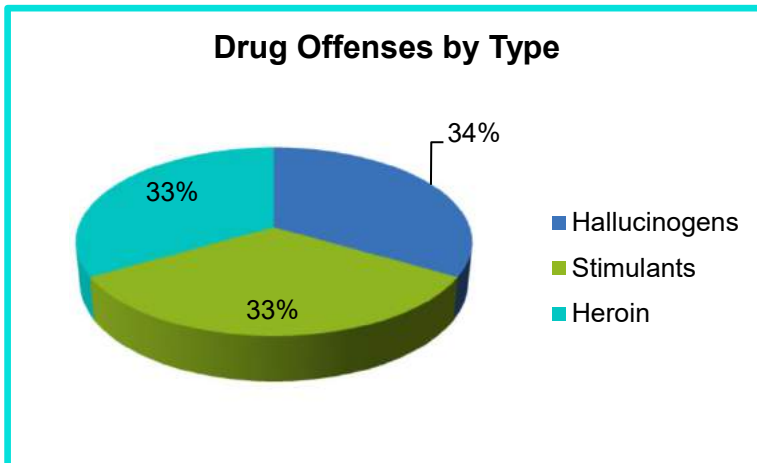
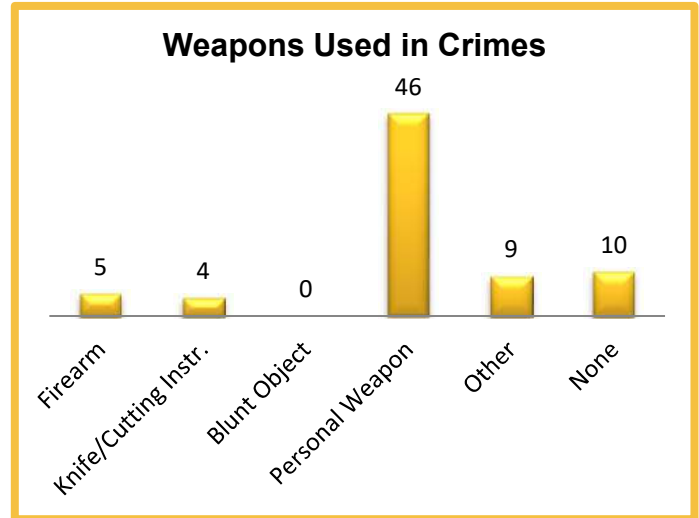
2021 Washington NIBRS Submission Agencies

KENMORE PD

Continued

2021 Group B Arrests

Offense	Adult	Juvenile
Bad Checks	0	0
Curfew/Vagrancy	0	0
Disorderly Conduct	2	0
Drunkenness	0	0
DUI	19	0
Family Offenses	1	0
Liquor Law Violations	0	0
Peeping Tom	0	0
Trespass	2	0
All Other Offenses	14	0
Total	38	0



2021 Property Values by Type

Type	Value
Seized	\$0
Burned	\$6,901
Counterfeited/Forged	\$5,001
Destroyed/Damaged	\$50,819
Recovered	\$38,410
Stolen	\$379,587
Total	\$480,718

2021 Washington NIBRS Submission Agencies

KENT PD

King County

Population: 132,400
Months Reported: 12

Offense Overview

Offense Total 13,225
of Cleared Offense 2,452
Percent Cleared 18.5%

Group A Arrest Overview

Arrest Total 1,834
Adult Arrest Total 1,754
Juvenile Arrest Total 80

Group A Offenses	Reported 2020	Reported 2021	% of Change	Crime Rate per 1,000	Total Arrests	DV Offense Totals
Murder	9	12	33.3%	0.1	6	3
Manslaughter	0	0		0.0	0	0
Rape	72	84	16.7%	0.6	19	19
Sodomy	3	8	166.7%	0.1	0	3
Sexual Assault w/Object	2	0	-100.0%	0.0	0	0
Fondling	75	71	-5.3%	0.5	9	35
Aggravated Assault	218	242	11.0%	1.8	82	53
Simple Assault	1,362	1,348	-1.0%	10.2	521	787
Intimidation	297	367	23.6%	2.8	39	60
Kidnapping	37	30	-18.9%	0.2	9	6
Incest	1	0	-100.0%	0.0	0	0
Statutory Rape	27	25	-7.4%	0.2	0	5
Human Trafficking Offenses	19	7	-63.2%	0.1	1	0
Violation of No Contact/Protect.	496	483	-2.6%	3.6	320	413
Robbery	185	193	4.3%	1.5	52	6
Burglary	1,108	1,185	6.9%	9.0	77	20
Larceny-Theft Offenses	3,678	4,157	13.0%	31.4	301	49
Motor Vehicle Theft	1,003	1,514	50.9%	11.4	18	13
Arson	15	30	100.0%	0.2	5	5
Destruction of Property	2,183	2,593	18.8%	19.6	152	101
Counterfeiting/Forgery	98	69	-29.6%	0.5	12	0
Fraud Offenses	1,123	380	-66.2%	2.9	28	4
Embezzlement	10	12	20.0%	0.1	0	0
Extortion/Blackmail	12	4	-66.7%	0.0	0	0
Bribery	0	0		0.0	0	0
Stolen Property Offenses	218	177	-18.8%	1.3	73	3
Animal Cruelty	0	0		0.0	0	0
Drug/Narcotic Violations	226	93	-58.8%	0.7	13	0
Drug Equipment Violations	3	0	-100.0%	0.0	0	0
Gambling Offenses	0	0		0.0	0	0
Pornography	36	15	-58.3%	0.1	13	0
Prostitution Offenses	111	46	-58.6%	0.3	33	0
Weapon Law Violations	133	80	-39.8%	0.6	51	0
Grand Total	12,760	13,225	3.6%	99.9	1,834	1,585

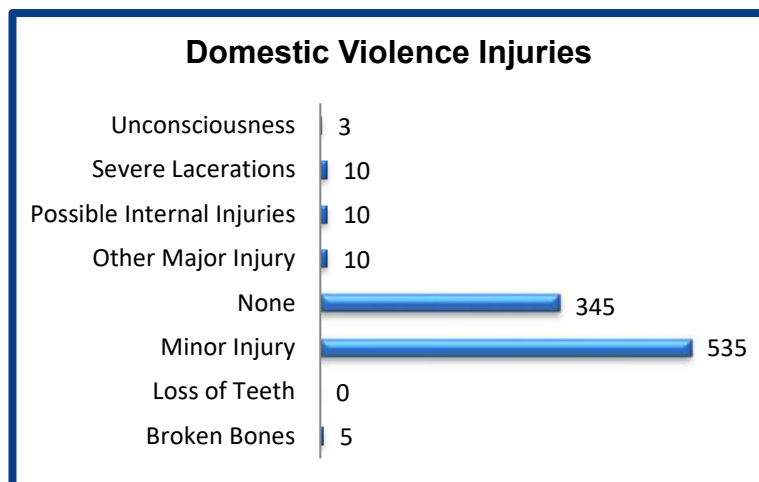
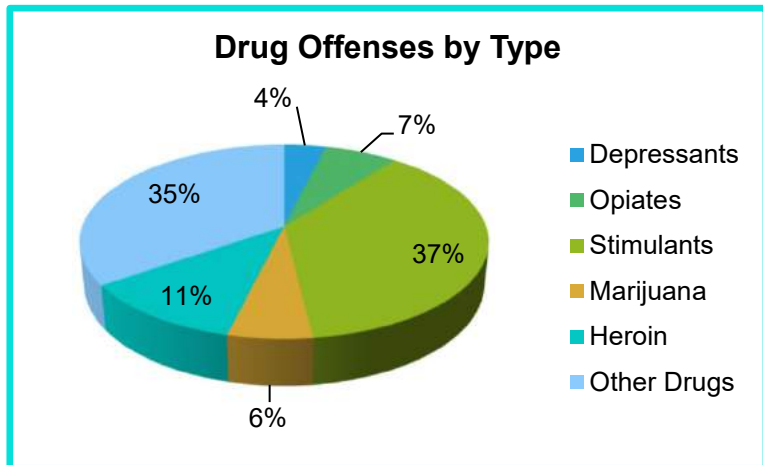
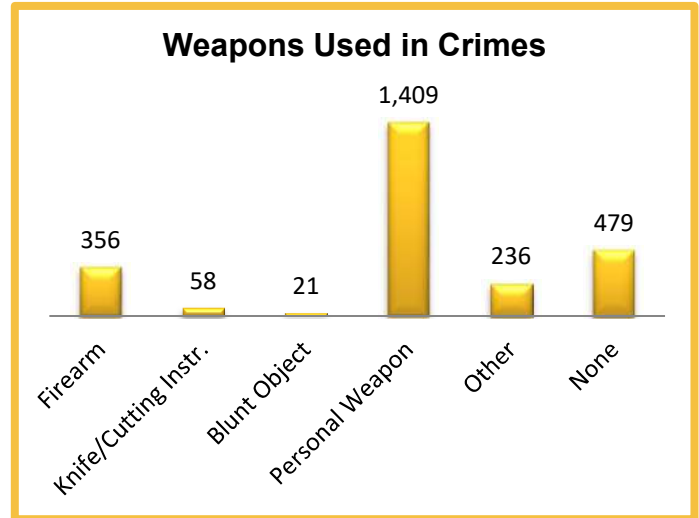
2021 Washington NIBRS Submission Agencies

KENT PD

Continued

2021 Group B Arrests

Offense	Adult	Juvenile
Bad Checks	0	0
Curfew/Vagrancy	1	0
Disorderly Conduct	30	0
Drunkenness	0	0
DUI	142	3
Family Offenses	9	0
Liquor Law Violations	1	2
Peeping Tom	1	0
Trespass	326	5
All Other Offenses	407	28
Total	917	38



2021 Property Values by Type

Type	Value
Seized	\$8,094
Burned	\$1,496,975
Counterfeited/Forged	\$19,458
Destroyed/Damaged	\$6,286,969
Recovered	\$12,037,240
Stolen	\$30,344,327
Total	\$50,193,063

2021 Washington NIBRS Submission Agencies

KIRKLAND PD

King County

Population: 92,110
Months Reported: 12

Offense Overview

Offense Total 4,257
of Cleared Offense 815
Percent Cleared 19.1%

Group A Arrest Overview

Arrest Total 613
Adult Arrest Total 590
Juvenile Arrest Total 23

Group A Offenses	Reported 2020	Reported 2021	% of Change	Crime Rate per 1,000	Total Arrests	DV Offense Totals
Murder	1	0	-100.0%	0.0	0	0
Manslaughter	0	0		0.0	0	0
Rape	18	16	-11.1%	0.2	2	7
Sodomy	9	9	0.0%	0.1	0	1
Sexual Assault w/Object	0	0		0.0	0	0
Fondling	3	14	366.7%	0.2	2	4
Aggravated Assault	70	35	-50.0%	0.4	17	10
Simple Assault	298	314	5.4%	3.4	211	157
Intimidation	89	87	-2.2%	0.9	26	22
Kidnapping	4	3	-25.0%	0.0	0	3
Incest	0	2		0.0	0	2
Statutory Rape	1	1	0.0%	0.0	0	0
Human Trafficking Offenses	0	0		0.0	0	0
Violation of No Contact/Protect.	110	129	17.3%	1.4	89	103
Robbery	20	23	15.0%	0.2	9	2
Burglary	226	258	14.2%	2.8	30	4
Larceny-Theft Offenses	1,706	1,739	1.9%	18.9	107	8
Motor Vehicle Theft	169	204	20.7%	2.2	10	3
Arson	8	4	-50.0%	0.0	1	0
Destruction of Property	667	793	18.9%	8.6	30	46
Counterfeiting/Forgery	58	46	-20.7%	0.5	4	1
Fraud Offenses	1,247	327	-73.8%	3.6	11	5
Embezzlement	4	3	-25.0%	0.0	0	0
Extortion/Blackmail	12	5	-58.3%	0.1	0	0
Bribery	0	0		0.0	0	0
Stolen Property Offenses	82	56	-31.7%	0.6	31	2
Animal Cruelty	3	4	33.3%	0.0	2	0
Drug/Narcotic Violations	63	103	63.5%	1.1	9	0
Drug Equipment Violations	48	39	-18.8%	0.4	0	0
Gambling Offenses	0	0		0.0	0	0
Pornography	0	5		0.1	1	0
Prostitution Offenses	0	0		0.0	0	0
Weapon Law Violations	29	38	31.0%	0.4	21	0
Grand Total	4,945	4,257	-13.9%	46.2	613	380

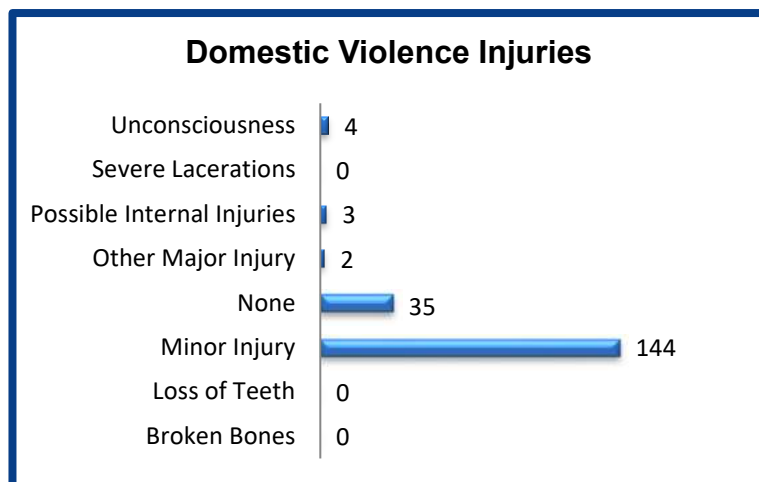
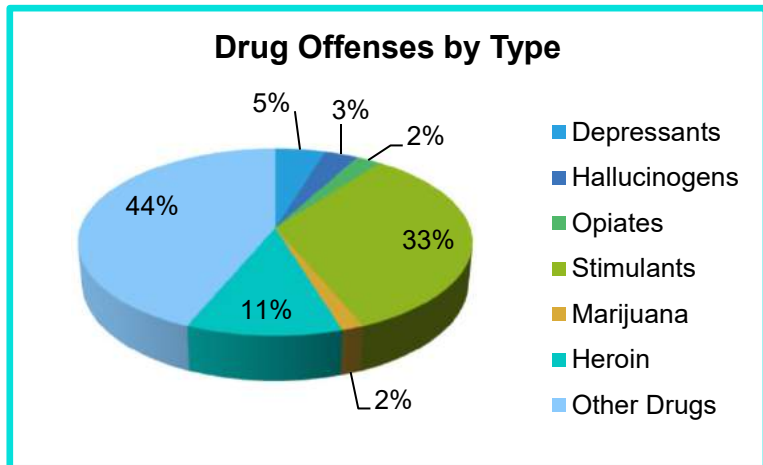
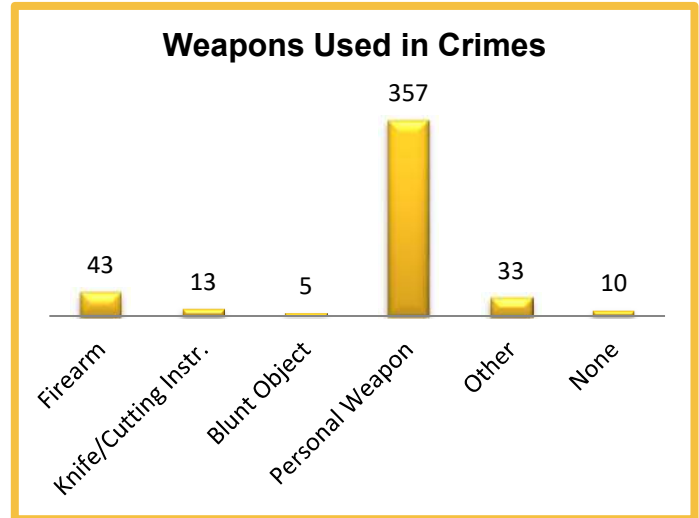
2021 Washington NIBRS Submission Agencies

KIRKLAND PD

Continued

2021 Group B Arrests

Offense	Adult	Juvenile
Bad Checks	0	0
Curfew/Vagrancy	0	0
Disorderly Conduct	16	1
Drunkenness	0	0
DUI	161	3
Family Offenses	0	0
Liquor Law Violations	3	0
Peeping Tom	1	0
Trespass	27	0
All Other Offenses	73	2
Total	281	6



2021 Property Values by Type

Type	Value
Seized	\$12,428
Burned	\$654
Counterfeited/Forged	\$254,909
Destroyed/Damaged	\$1,807,703
Recovered	\$3,673,314
Stolen	\$12,184,199
Total	\$17,933,207

2021 Washington NIBRS Submission Agencies

LAKE FOREST PARK PD

King County

Population: 13,370
Months Reported: 12

Offense Overview

Offense Total 350
of Cleared Offense 70
Percent Cleared 20.0%

Group A Arrest Overview

Arrest Total 65
Adult Arrest Total 65
Juvenile Arrest Total 0

Group A Offenses	Reported 2020	Reported 2021	% of Change	Crime Rate per 1,000	Total Arrests	DV Offense Totals
Murder	0	0		0.0	0	0
Manslaughter	0	0		0.0	0	0
Rape	2	1	-50.0%	0.1	2	0
Sodomy	0	0		0.0	0	0
Sexual Assault w/Object	0	0		0.0	0	0
Fondling	0	1		0.1	0	0
Aggravated Assault	5	4	-20.0%	0.3	2	1
Simple Assault	16	29	81.3%	2.2	18	22
Intimidation	6	8	33.3%	0.6	4	3
Kidnapping	0	0		0.0	0	0
Incest	0	0		0.0	0	0
Statutory Rape	0	0		0.0	0	0
Human Trafficking Offenses	0	0		0.0	0	0
Violation of No Contact/Protect.	7	7	0.0%	0.5	5	7
Robbery	3	1	-66.7%	0.1	0	0
Burglary	40	27	-32.5%	2.0	3	0
Larceny-Theft Offenses	336	141	-58.0%	10.5	18	2
Motor Vehicle Theft	25	25	0.0%	1.9	2	1
Arson	1	0	-100.0%	0.0	0	0
Destruction of Property	79	76	-3.8%	5.7	0	1
Counterfeiting/Forgery	1	2	100.0%	0.1	0	0
Fraud Offenses	10	11	10.0%	0.8	0	0
Embezzlement	1	0	-100.0%	0.0	0	0
Extortion/Blackmail	0	0		0.0	0	0
Bribery	0	0		0.0	0	0
Stolen Property Offenses	9	2	-77.8%	0.1	1	0
Animal Cruelty	0	1		0.1	0	0
Drug/Narcotic Violations	20	6	-70.0%	0.4	5	0
Drug Equipment Violations	26	4	-84.6%	0.3	3	0
Gambling Offenses	0	0		0.0	0	0
Pornography	2	0	-100.0%	0.0	0	0
Prostitution Offenses	0	0		0.0	0	0
Weapon Law Violations	3	4	33.3%	0.3	2	0
Grand Total	592	350	-40.9%	26.2	65	37

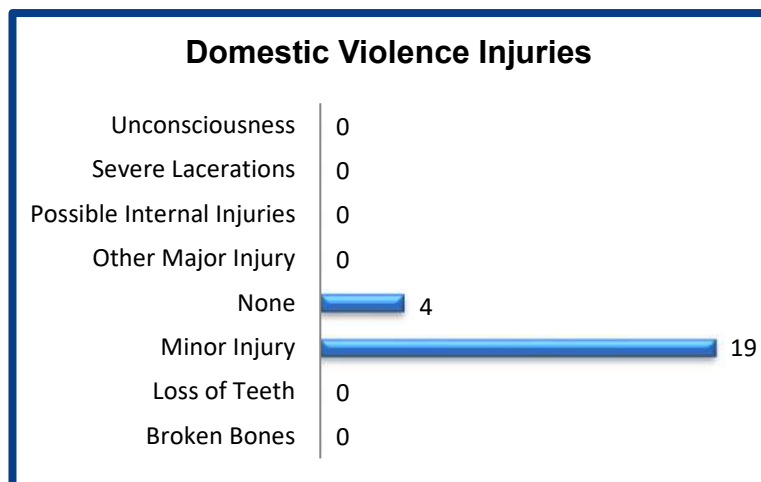
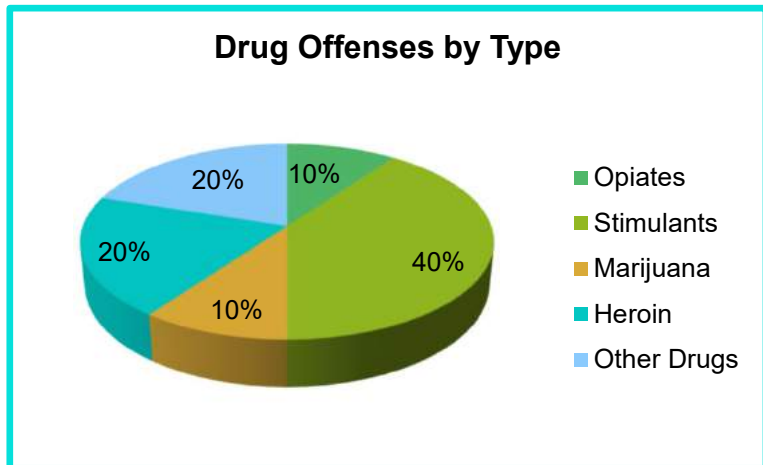
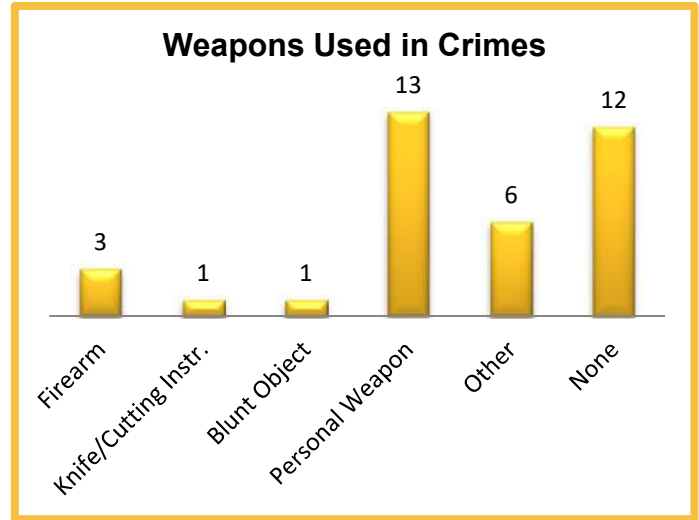
2021 Washington NIBRS Submission Agencies

LAKE FOREST PARK PD

Continued

2021 Group B Arrests

Offense	Adult	Juvenile
Bad Checks	0	0
Curfew/Vagrancy	0	0
Disorderly Conduct	0	0
Drunkenness	0	0
DUI	14	0
Family Offenses	0	0
Liquor Law Violations	0	0
Peeping Tom	0	0
Trespass	8	0
All Other Offenses	3	0
Total	25	0



2021 Property Values by Type

Type	Value
Seized	\$6,150
Burned	\$0
Counterfeited/Forged	\$12,000
Destroyed/Damaged	\$109,140
Recovered	\$209,266
Stolen	\$533,690
Total	\$870,246

2021 Washington NIBRS Submission Agencies

MAPLE VALLEY PD

King County

Population: 27,570
Months Reported: 12

Offense Overview

Offense Total 736
of Cleared Offense 124
Percent Cleared 16.8%

Group A Arrest Overview

Arrest Total 119
Adult Arrest Total 101
Juvenile Arrest Total 18

Group A Offenses	Reported 2020	Reported 2021	% of Change	Crime Rate per 1,000	Total Arrests	DV Offense Totals
Murder	1	0	-100.0%	0.0	0	0
Manslaughter	1	0	-100.0%	0.0	0	0
Rape	6	9	50.0%	0.3	4	4
Sodomy	0	0		0.0	0	0
Sexual Assault w/Object	0	0		0.0	0	0
Fondling	9	3	-66.7%	0.1	1	0
Aggravated Assault	11	10	-9.1%	0.4	3	8
Simple Assault	28	59	110.7%	2.1	41	29
Intimidation	12	28	133.3%	1.0	5	2
Kidnapping	1	0	-100.0%	0.0	0	0
Incest	0	0		0.0	0	0
Statutory Rape	0	0		0.0	0	0
Human Trafficking Offenses	0	0		0.0	0	0
Violation of No Contact/Protect.	15	15	0.0%	0.5	13	14
Robbery	2	9	350.0%	0.3	8	0
Burglary	85	62	-27.1%	2.2	6	2
Larceny-Theft Offenses	256	310	21.1%	11.2	29	0
Motor Vehicle Theft	34	39	14.7%	1.4	3	0
Arson	5	5	0.0%	0.2	0	0
Destruction of Property	94	96	2.1%	3.5	6	2
Counterfeiting/Forgery	5	6	20.0%	0.2	0	0
Fraud Offenses	374	68	-81.8%	2.5	0	0
Embezzlement	0	0		0.0	0	0
Extortion/Blackmail	2	0	-100.0%	0.0	0	0
Bribery	0	0		0.0	0	0
Stolen Property Offenses	5	1	-80.0%	0.0	0	0
Animal Cruelty	0	0		0.0	0	0
Drug/Narcotic Violations	14	11	-21.4%	0.4	0	0
Drug Equipment Violations	3	0	-100.0%	0.0	0	0
Gambling Offenses	0	0		0.0	0	0
Pornography	1	3	200.0%	0.1	0	0
Prostitution Offenses	0	0		0.0	0	0
Weapon Law Violations	2	2	0.0%	0.1	0	0
Grand Total	966	736	-23.8%	26.7	119	61

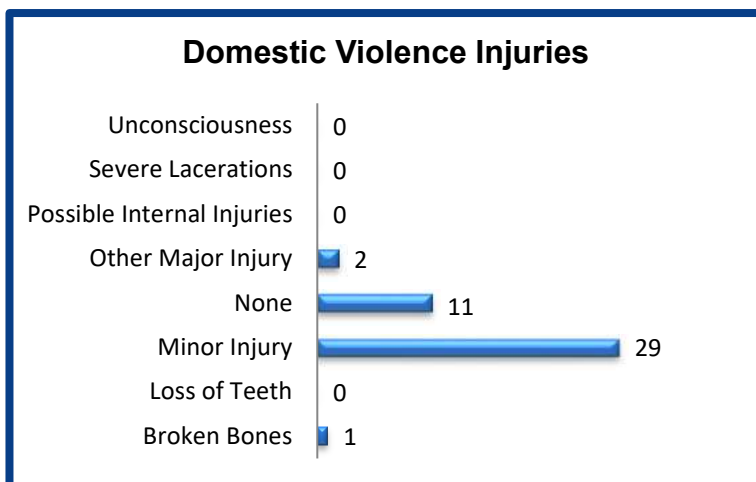
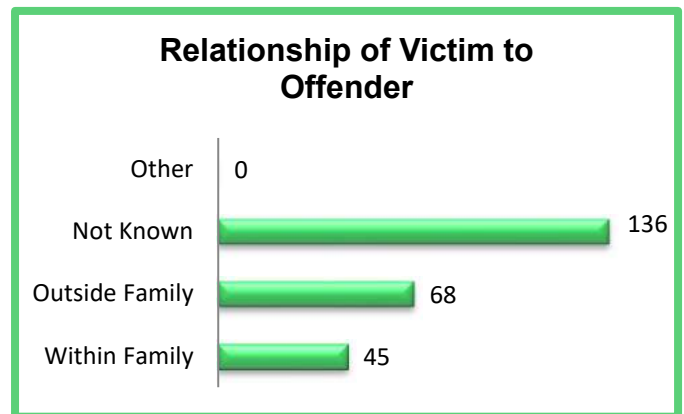
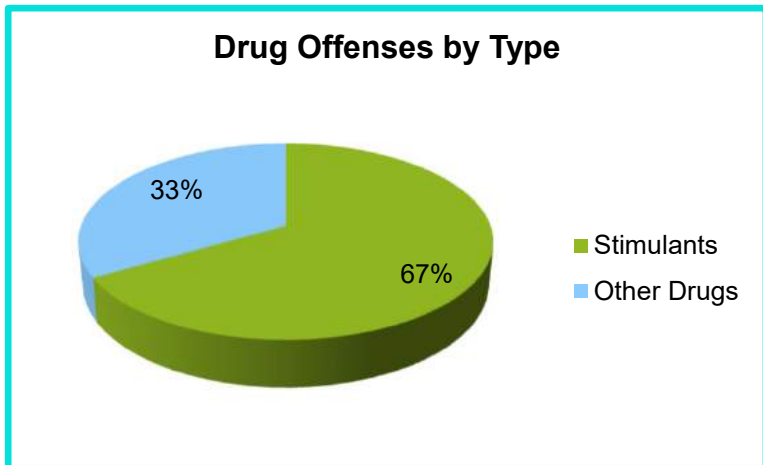
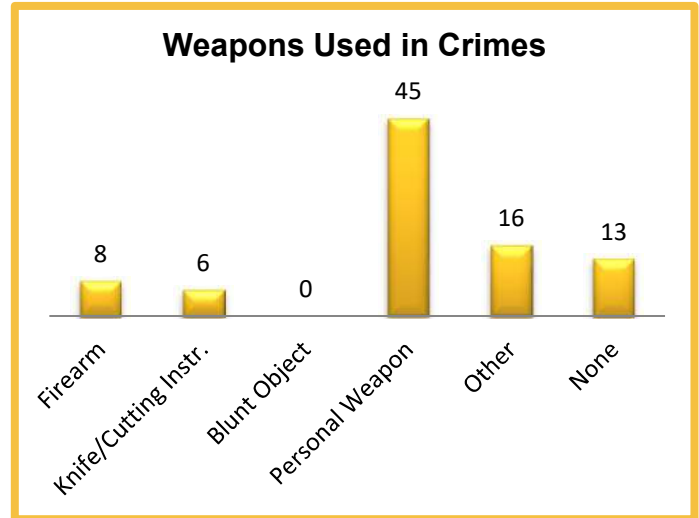
2021 Washington NIBRS Submission Agencies

MAPLE VALLEY PD

Continued

2021 Group B Arrests

Offense	Adult	Juvenile
Bad Checks	0	0
Curfew/Vagrancy	0	0
Disorderly Conduct	1	0
Drunkenness	0	0
DUI	9	0
Family Offenses	0	0
Liquor Law Violations	0	0
Peeping Tom	0	0
Trespass	5	0
All Other Offenses	16	0
Total	31	0



2021 Property Values by Type

Type	Value
Seized	\$21
Burned	\$2,529
Counterfeited/Forged	\$8,086
Destroyed/Damaged	\$29,394
Recovered	\$40,986
Stolen	\$675,720
Total	\$756,736

2021 Washington NIBRS Submission Agencies

MEDINA PD

King County

Population: 3,760
Months Reported: 12

Offense Overview

Offense Total 103
of Cleared Offense 2
Percent Cleared 1.9%

Group A Arrest Overview

Arrest Total 2
Adult Arrest Total 2
Juvenile Arrest Total 0

Group A Offenses	Reported 2020	Reported 2021	% of Change	Crime Rate per 1,000	Total Arrests	DV Offense Totals
Murder	0	0		0.0	0	0
Manslaughter	0	0		0.0	0	0
Rape	0	0		0.0	0	0
Sodomy	0	0		0.0	0	0
Sexual Assault w/Object	0	0		0.0	0	0
Fondling	0	0		0.0	0	0
Aggravated Assault	0	1		0.3	0	1
Simple Assault	1	3	200.0%	0.8	0	2
Intimidation	1	0	-100.0%	0.0	0	0
Kidnapping	0	0		0.0	1	0
Incest	0	0		0.0	0	0
Statutory Rape	0	0		0.0	0	0
Human Trafficking Offenses	0	0		0.0	0	0
Violation of No Contact/Protect.	1	1	0.0%	0.3	0	0
Robbery	1	0	-100.0%	0.0	0	0
Burglary	15	14	-6.7%	3.7	0	0
Larceny-Theft Offenses	59	42	-28.8%	11.2	1	0
Motor Vehicle Theft	1	3	200.0%	0.8	0	0
Arson	0	0		0.0	0	0
Destruction of Property	28	25	-10.7%	6.6	0	2
Counterfeiting/Forgery	1	0	-100.0%	0.0	0	0
Fraud Offenses	22	13	-40.9%	3.5	0	0
Embezzlement	1	0	-100.0%	0.0	0	0
Extortion/Blackmail	0	0		0.0	0	0
Bribery	0	0		0.0	0	0
Stolen Property Offenses	3	0	-100.0%	0.0	0	0
Animal Cruelty	0	0		0.0	0	0
Drug/Narcotic Violations	1	1	0.0%	0.3	0	0
Drug Equipment Violations	0	0		0.0	0	0
Gambling Offenses	0	0		0.0	0	0
Pornography	0	0		0.0	0	0
Prostitution Offenses	0	0		0.0	0	0
Weapon Law Violations	0	0		0.0	0	0
Grand Total	135	103	-23.7%	27.4	2	5

2021 Washington NIBRS Submission Agencies

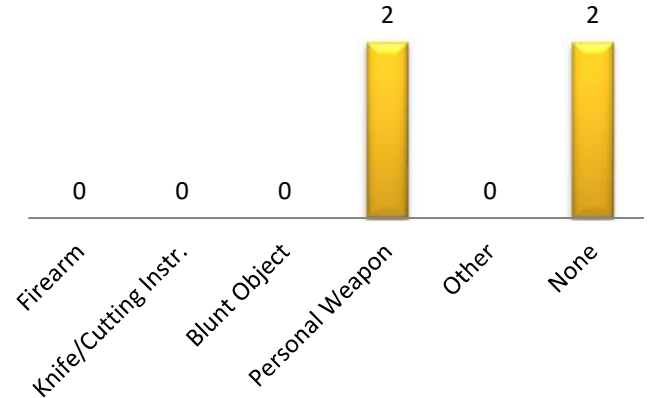
MEDINA PD

Continued

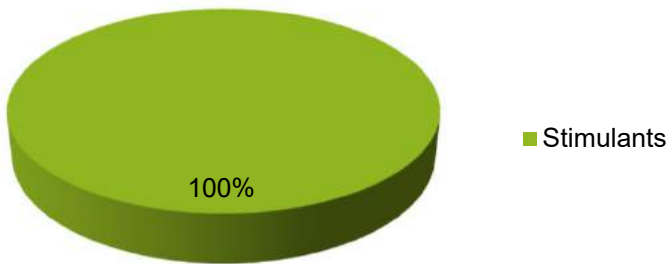
2021 Group B Arrests

Offense	Adult	Juvenile
Bad Checks	0	0
Curfew/Vagrancy	0	0
Disorderly Conduct	0	0
Drunkenness	0	0
DUI	1	0
Family Offenses	0	0
Liquor Law Violations	0	0
Peeping Tom	0	0
Trespass	0	0
All Other Offenses	0	0
Total	1	0

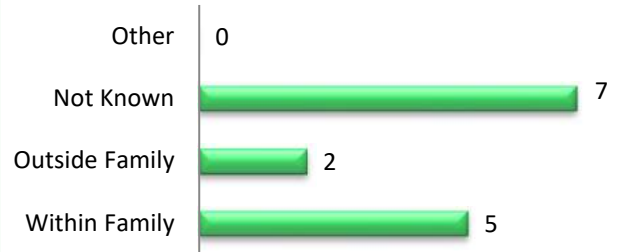
Weapons Used in Crimes



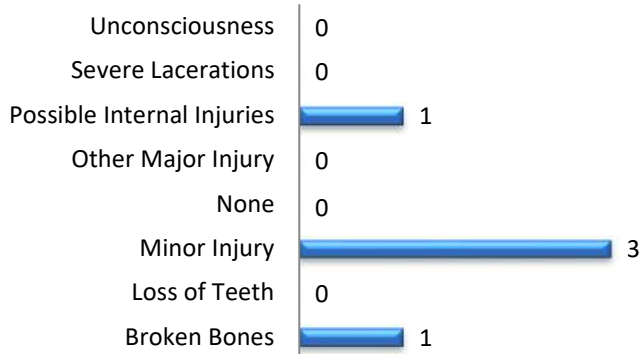
Drug Offenses by Type



Relationship of Victim to Offender



Domestic Violence Injuries



2021 Property Values by Type

Type	Value
Seized	\$0
Burned	\$0
Counterfeited/Forged	\$0
Destroyed/Damaged	\$13,948
Recovered	\$4
Stolen	\$1,371,162
Total	\$1,385,114

2021 Washington NIBRS Submission Agencies

MERCER ISLAND PD

King County

Population: 24,990
Months Reported: 12

Offense Overview

Offense Total 891
of Cleared Offense 95
Percent Cleared 10.7%

Group A Arrest Overview

Arrest Total 84
Adult Arrest Total 83
Juvenile Arrest Total 1

Group A Offenses	Reported 2020	Reported 2021	% of Change	Crime Rate per 1,000	Total Arrests	DV Offense Totals
Murder	0	0		0.0	0	0
Manslaughter	0	0		0.0	0	0
Rape	2	1	-50.0%	0.0	0	0
Sodomy	1	0	-100.0%	0.0	0	0
Sexual Assault w/Object	0	0		0.0	0	0
Fondling	1	1	0.0%	0.0	0	0
Aggravated Assault	2	4	100.0%	0.2	2	0
Simple Assault	23	36	56.5%	1.4	18	21
Intimidation	4	9	125.0%	0.4	3	2
Kidnapping	0	0		0.0	0	0
Incest	0	0		0.0	0	0
Statutory Rape	1	0	-100.0%	0.0	0	0
Human Trafficking Offenses	0	0		0.0	0	0
Violation of No Contact/Protect.	7	8	14.3%	0.3	4	7
Robbery	2	3	50.0%	0.1	1	0
Burglary	75	80	6.7%	3.2	3	1
Larceny-Theft Offenses	351	375	6.8%	15.0	32	0
Motor Vehicle Theft	13	33	153.8%	1.3	0	0
Arson	0	2		0.1	0	0
Destruction of Property	185	212	14.6%	8.5	8	4
Counterfeiting/Forgery	13	7	-46.2%	0.3	0	0
Fraud Offenses	108	87	-19.4%	3.5	1	0
Embezzlement	0	1		0.0	0	0
Extortion/Blackmail	3	4	33.3%	0.2	0	0
Bribery	0	0		0.0	0	0
Stolen Property Offenses	6	18	200.0%	0.7	9	0
Animal Cruelty	1	0	-100.0%	0.0	0	0
Drug/Narcotic Violations	7	3	-57.1%	0.1	1	0
Drug Equipment Violations	3	4	33.3%	0.2	1	0
Gambling Offenses	0	0		0.0	0	0
Pornography	4	1	-75.0%	0.0	0	0
Prostitution Offenses	0	0		0.0	0	0
Weapon Law Violations	1	2	100.0%	0.1	1	0
Grand Total	813	891	9.6%	35.7	84	35

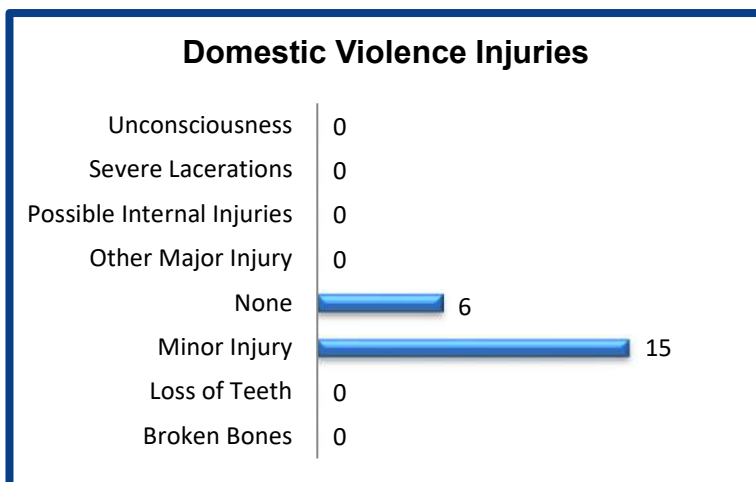
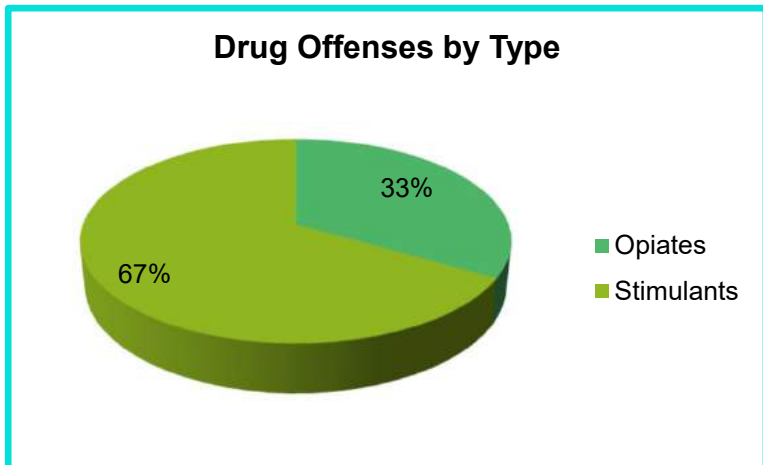
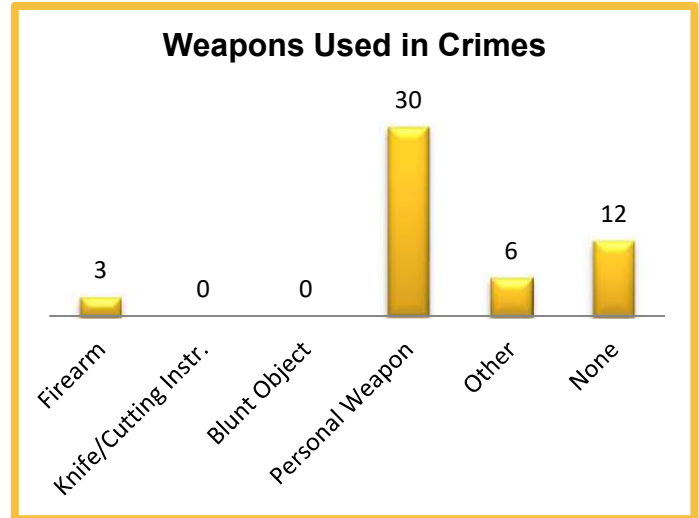
2021 Washington NIBRS Submission Agencies

MERCER ISLAND PD

Continued

2021 Group B Arrests

Offense	Adult	Juvenile
Bad Checks	0	0
Curfew/Vagrancy	0	0
Disorderly Conduct	0	0
Drunkenness	0	0
DUI	17	1
Family Offenses	0	0
Liquor Law Violations	3	0
Peeping Tom	0	0
Trespass	1	0
All Other Offenses	63	0
Total	84	1



2021 Property Values by Type

Type	Value
Seized	\$12
Burned	\$25,006
Counterfeited/Forged	\$26,006
Destroyed/Damaged	\$351,112
Recovered	\$525,507
Stolen	\$3,584,011
Total	\$4,511,654

2021 Washington NIBRS Submission Agencies

MUCKLESHOOT TRIBAL PD

King County

Population: 0
Months Reported: 12

Offense Overview

Offense Total 132
of Cleared Offense 38
Percent Cleared 28.8%

Group A Arrest Overview

Arrest Total 33
Adult Arrest Total 32
Juvenile Arrest Total 1

Group A Offenses	Reported 2020	Reported 2021	% of Change	Crime Rate per 1,000	Total Arrests	DV Offense Totals
Murder	0	0		0.0	0	0
Manslaughter	0	0		0.0	0	0
Rape	1	2	100.0%	0.0	0	1
Sodomy	0	0		0.0	0	0
Sexual Assault w/Object	0	0		0.0	0	0
Fondling	1	1	0.0%	0.0	3	1
Aggravated Assault	8	10	25.0%	0.0	1	2
Simple Assault	21	16	-23.8%	0.0	10	8
Intimidation	1	12	1100.0%	0.0	3	2
Kidnapping	0	0		0.0	0	0
Incest	0	0		0.0	0	0
Statutory Rape	0	0		0.0	0	0
Human Trafficking Offenses	0	0		0.0	0	0
Violation of No Contact/Protect.	3	10	233.3%	0.0	9	5
Robbery	0	0		0.0	0	0
Burglary	9	9	0.0%	0.0	0	0
Larceny-Theft Offenses	20	39	95.0%	0.0	2	0
Motor Vehicle Theft	2	8	300.0%	0.0	0	0
Arson	0	0		0.0	0	0
Destruction of Property	8	9	12.5%	0.0	2	0
Counterfeiting/Forgery	0	1		0.0	0	0
Fraud Offenses	2	3	50.0%	0.0	0	0
Embezzlement	0	0		0.0	0	0
Extortion/Blackmail	0	1		0.0	0	0
Bribery	0	0		0.0	0	0
Stolen Property Offenses	0	0		0.0	0	0
Animal Cruelty	2	0	-100.0%	0.0	0	0
Drug/Narcotic Violations	3	3	0.0%	0.0	2	0
Drug Equipment Violations	0	3		0.0	1	0
Gambling Offenses	0	0		0.0	0	0
Pornography	0	1		0.0	0	0
Prostitution Offenses	0	0		0.0	0	0
Weapon Law Violations	1	4	300.0%	0.0	0	0
Grand Total	82	132	61.0%	0.0	33	19

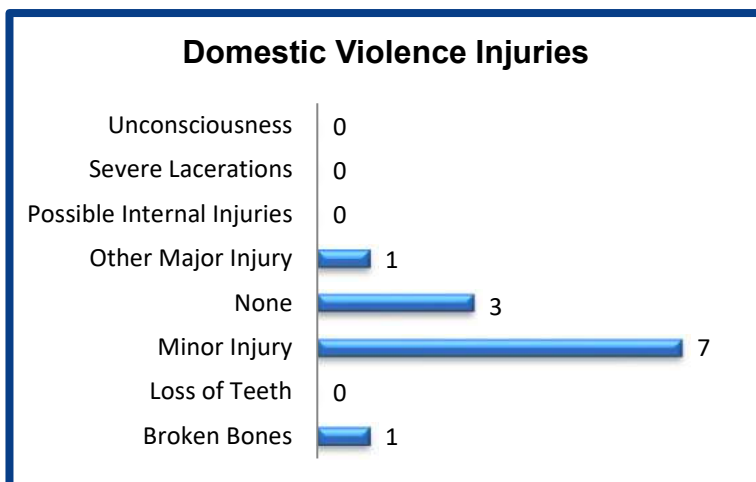
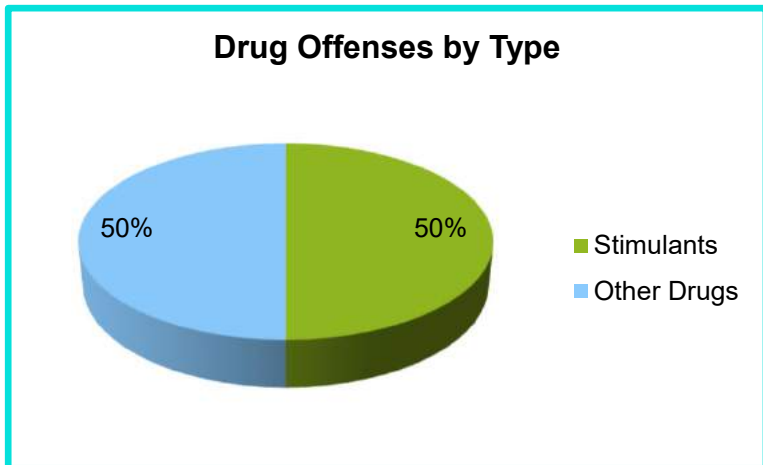
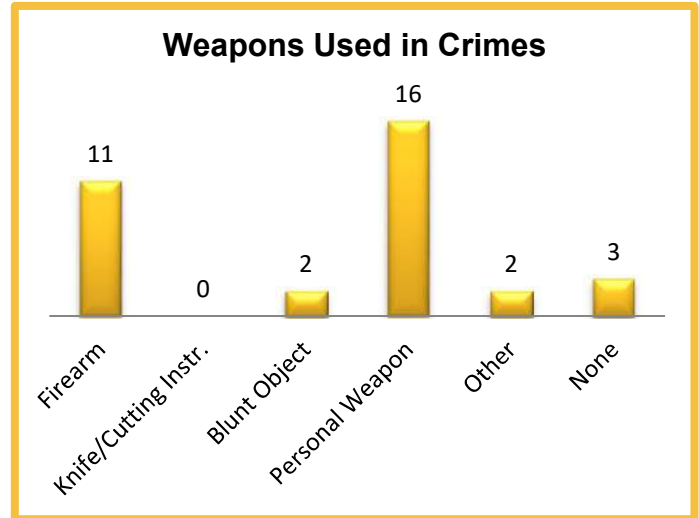
2021 Washington NIBRS Submission Agencies

MUCKLESHOOT TRIBAL PD

Continued

2021 Group B Arrests

Offense	Adult	Juvenile
Bad Checks	0	0
Curfew/Vagrancy	0	0
Disorderly Conduct	0	0
Drunkenness	0	0
DUI	2	0
Family Offenses	0	0
Liquor Law Violations	0	0
Peeping Tom	0	0
Trespass	0	0
All Other Offenses	10	0
Total	12	0



2021 Property Values by Type

Type	Value
Seized	\$23
Burned	\$0
Counterfeited/Forged	\$0
Destroyed/Damaged	\$6,304
Recovered	\$2,006
Stolen	\$202,189
Total	\$210,522

2021 Washington NIBRS Submission Agencies

NEWCASTLE PD

King County

Population: 13,410
Months Reported: 12

Offense Overview

Offense Total 384
of Cleared Offense 40
Percent Cleared 10.4%

Group A Arrest Overview

Arrest Total 27
Adult Arrest Total 24
Juvenile Arrest Total 3

Group A Offenses	Reported 2020	Reported 2021	% of Change	Crime Rate per 1,000	Total Arrests	DV Offense Totals
Murder	1	0	-100.0%	0.0	0	0
Manslaughter	0	0		0.0	0	0
Rape	2	2	0.0%	0.1	1	1
Sodomy	0	0		0.0	0	0
Sexual Assault w/Object	0	0		0.0	0	0
Fondling	2	0	-100.0%	0.0	0	0
Aggravated Assault	4	8	100.0%	0.6	1	5
Simple Assault	7	14	100.0%	1.0	8	9
Intimidation	6	3	-50.0%	0.2	0	0
Kidnapping	0	0		0.0	0	0
Incest	0	0		0.0	0	0
Statutory Rape	0	0		0.0	0	0
Human Trafficking Offenses	0	0		0.0	0	0
Violation of No Contact/Protect.	7	13	85.7%	1.0	9	12
Robbery	3	1	-66.7%	0.1	1	0
Burglary	28	34	21.4%	2.5	2	0
Larceny-Theft Offenses	166	195	17.5%	14.5	1	0
Motor Vehicle Theft	18	35	94.4%	2.6	0	0
Arson	0	1		0.1	0	0
Destruction of Property	37	46	24.3%	3.4	1	0
Counterfeiting/Forgery	3	1	-66.7%	0.1	0	0
Fraud Offenses	193	27	-86.0%	2.0	0	0
Embezzlement	0	0		0.0	0	0
Extortion/Blackmail	0	1		0.1	0	0
Bribery	0	0		0.0	0	0
Stolen Property Offenses	1	1	0.0%	0.1	3	0
Animal Cruelty	0	0		0.0	0	0
Drug/Narcotic Violations	0	1		0.1	0	0
Drug Equipment Violations	0	0		0.0	0	0
Gambling Offenses	0	0		0.0	0	0
Pornography	0	0		0.0	0	0
Prostitution Offenses	0	0		0.0	0	0
Weapon Law Violations	2	1	-50.0%	0.1	0	0
Grand Total	480	384	-20.0%	28.6	27	27

2021 Washington NIBRS Submission Agencies

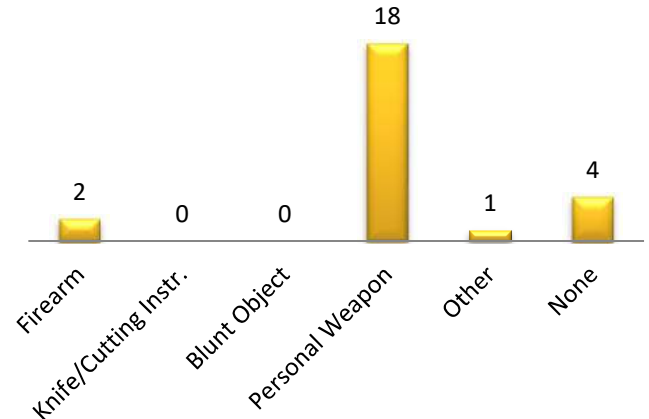
NEWCASTLE PD

Continued

2021 Group B Arrests

Offense	Adult	Juvenile
Bad Checks	0	0
Curfew/Vagrancy	0	0
Disorderly Conduct	0	0
Drunkenness	0	0
DUI	3	0
Family Offenses	1	0
Liquor Law Violations	0	0
Peeping Tom	0	0
Trespass	4	0
All Other Offenses	2	1
Total	10	1

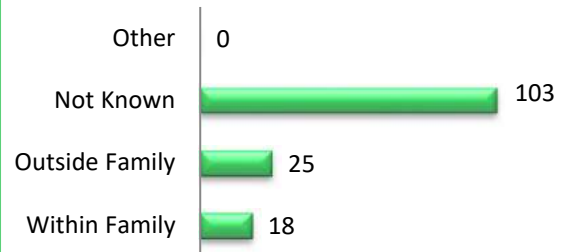
Weapons Used in Crimes



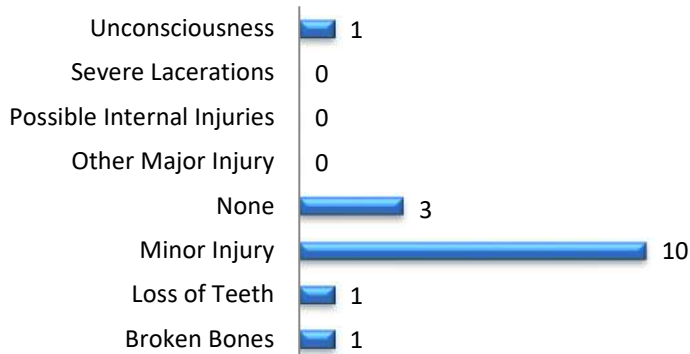
Drug Offenses by Type

No Drug Offenses by Type Reported

Relationship of Victim to Offender



Domestic Violence Injuries



2021 Property Values by Type

Type	Value
Seized	\$0
Burned	\$0
Counterfeited/Forged	\$5,000
Destroyed/Damaged	\$18,684
Recovered	\$50,737
Stolen	\$681,635
Total	\$756,056

2021 Washington NIBRS Submission Agencies

NORMANDY PARK PD

King County

Population: 6,740
Months Reported: 12

Offense Overview

Offense Total 280
of Cleared Offense 38
Percent Cleared 13.6%

Group A Arrest Overview

Arrest Total 30
Adult Arrest Total 30
Juvenile Arrest Total 0

Group A Offenses	Reported 2020	Reported 2021	% of Change	Crime Rate per 1,000	Total Arrests	DV Offense Totals
Murder	0	0		0.0	0	0
Manslaughter	0	0		0.0	0	0
Rape	0	0		0.0	0	0
Sodomy	0	0		0.0	0	0
Sexual Assault w/Object	0	0		0.0	0	0
Fondling	0	0		0.0	0	0
Aggravated Assault	1	5	400.0%	0.7	1	0
Simple Assault	13	12	-7.7%	1.8	6	6
Intimidation	3	4	33.3%	0.6	1	0
Kidnapping	0	0		0.0	0	0
Incest	0	0		0.0	0	0
Statutory Rape	0	0		0.0	0	0
Human Trafficking Offenses	0	0		0.0	0	0
Violation of No Contact/Protect.	3	3	0.0%	0.4	1	3
Robbery	2	1	-50.0%	0.1	1	0
Burglary	20	15	-25.0%	2.2	2	0
Larceny-Theft Offenses	121	98	-19.0%	14.5	4	1
Motor Vehicle Theft	14	27	92.9%	4.0	0	0
Arson	0	0		0.0	0	0
Destruction of Property	38	62	63.2%	9.2	0	1
Counterfeiting/Forgery	6	0	-100.0%	0.0	0	0
Fraud Offenses	39	13	-66.7%	1.9	0	0
Embezzlement	1	1	0.0%	0.1	0	0
Extortion/Blackmail	0	0		0.0	0	0
Bribery	0	0		0.0	0	0
Stolen Property Offenses	3	22	633.3%	3.3	8	2
Animal Cruelty	0	0		0.0	0	0
Drug/Narcotic Violations	6	5	-16.7%	0.7	0	0
Drug Equipment Violations	10	8	-20.0%	1.2	3	0
Gambling Offenses	0	0		0.0	0	0
Pornography	0	0		0.0	0	0
Prostitution Offenses	0	0		0.0	0	0
Weapon Law Violations	4	4	0.0%	0.6	3	0
Grand Total	284	280	-1.4%	41.5	30	13

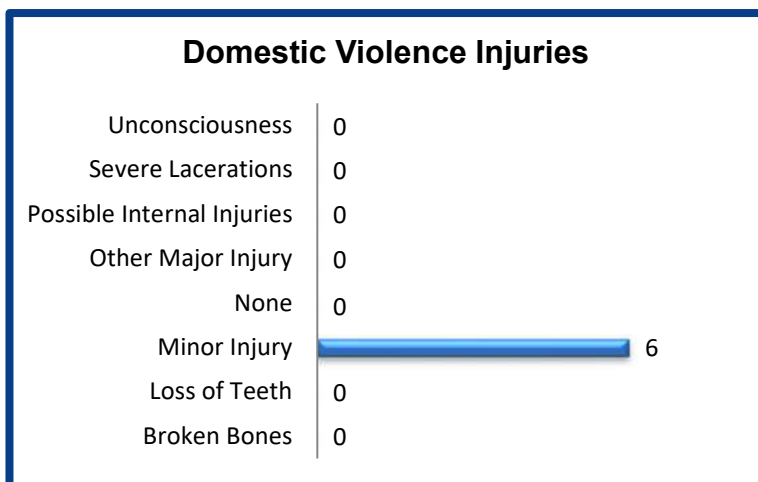
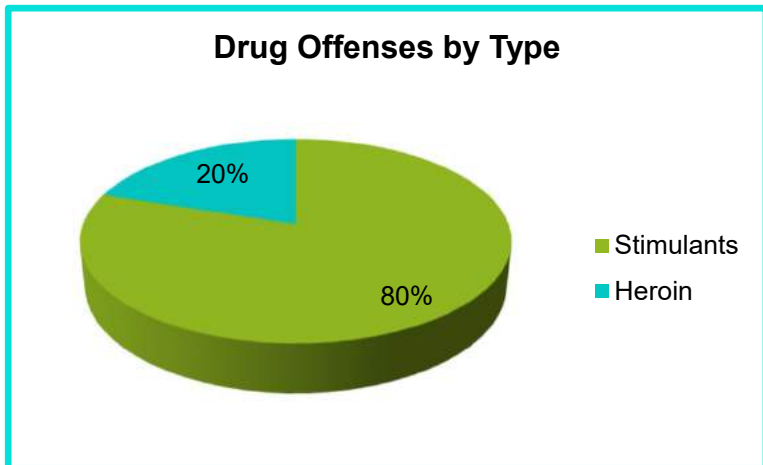
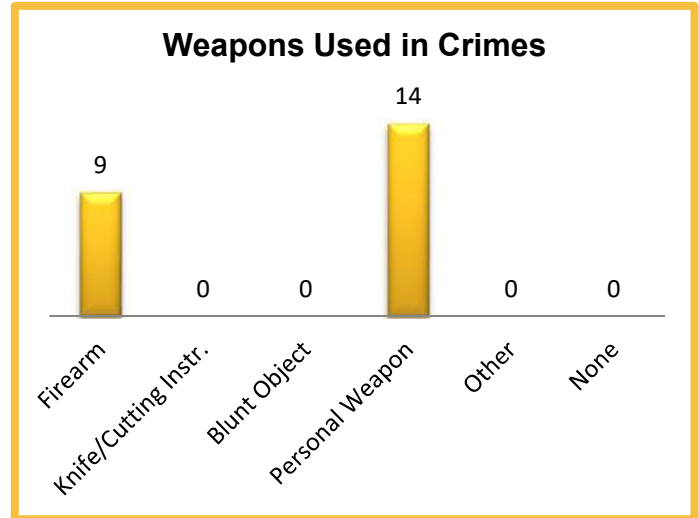
2021 Washington NIBRS Submission Agencies

NORMANDY PARK PD

Continued

2021 Group B Arrests

Offense	Adult	Juvenile
Bad Checks	0	0
Curfew/Vagrancy	0	0
Disorderly Conduct	0	0
Drunkenness	0	0
DUI	25	2
Family Offenses	0	0
Liquor Law Violations	0	0
Peeping Tom	0	0
Trespass	0	0
All Other Offenses	9	0
Total	34	2



2021 Property Values by Type

Type	Value
Seized	\$66
Burned	\$0
Counterfeited/Forged	\$0
Destroyed/Damaged	\$58,000
Recovered	\$180,059
Stolen	\$443,484
Total	\$681,609

2021 Washington NIBRS Submission Agencies

NORTH BEND PD

King County

Population: 7,700
Months Reported: 12

Offense Overview

Offense Total 526
of Cleared Offense 159
Percent Cleared 30.2%

Group A Arrest Overview

Arrest Total 141
Adult Arrest Total 137
Juvenile Arrest Total 4

Group A Offenses	Reported 2020	Reported 2021	% of Change	Crime Rate per 1,000	Total Arrests	DV Offense Totals
Murder	0	0		0.0	0	0
Manslaughter	0	0		0.0	0	0
Rape	1	0	-100.0%	0.0	0	0
Sodomy	0	0		0.0	0	0
Sexual Assault w/Object	0	0		0.0	0	0
Fondling	0	1		0.1	1	0
Aggravated Assault	1	0	-100.0%	0.0	0	0
Simple Assault	23	37	60.9%	4.8	26	27
Intimidation	5	2	-60.0%	0.3	0	0
Kidnapping	0	2		0.3	4	2
Incest	0	0		0.0	0	0
Statutory Rape	0	0		0.0	0	0
Human Trafficking Offenses	0	0		0.0	0	0
Violation of No Contact/Protect.	23	20	-13.0%	2.6	18	16
Robbery	3	2	-33.3%	0.3	2	0
Burglary	26	26	0.0%	3.4	2	0
Larceny-Theft Offenses	171	272	59.1%	35.3	55	0
Motor Vehicle Theft	11	21	90.9%	2.7	0	0
Arson	1	0	-100.0%	0.0	0	0
Destruction of Property	58	71	22.4%	9.2	3	5
Counterfeiting/Forgery	7	5	-28.6%	0.6	6	0
Fraud Offenses	108	22	-79.6%	2.9	1	0
Embezzlement	1	1	0.0%	0.1	0	0
Extortion/Blackmail	0	0		0.0	0	0
Bribery	1	0	-100.0%	0.0	0	0
Stolen Property Offenses	10	8	-20.0%	1.0	4	0
Animal Cruelty	0	0		0.0	0	0
Drug/Narcotic Violations	18	5	-72.2%	0.6	3	0
Drug Equipment Violations	60	20	-66.7%	2.6	11	0
Gambling Offenses	0	0		0.0	0	0
Pornography	0	0		0.0	0	0
Prostitution Offenses	0	1		0.1	1	0
Weapon Law Violations	12	10	-16.7%	1.3	4	0
Grand Total	540	526	-2.6%	68.3	141	50

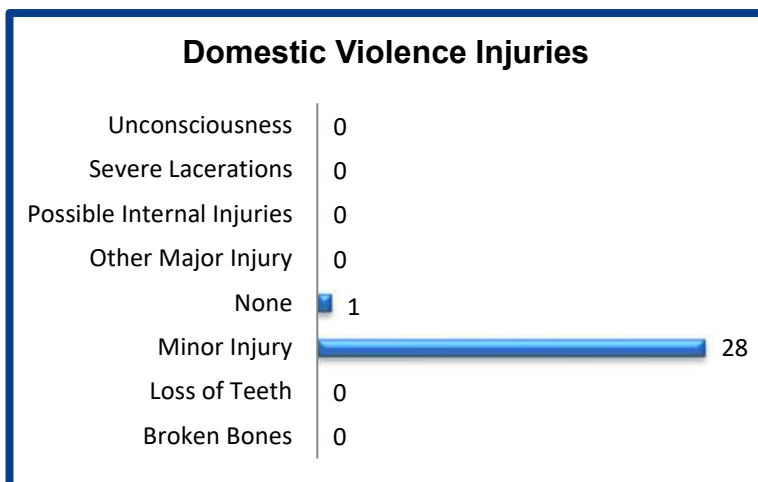
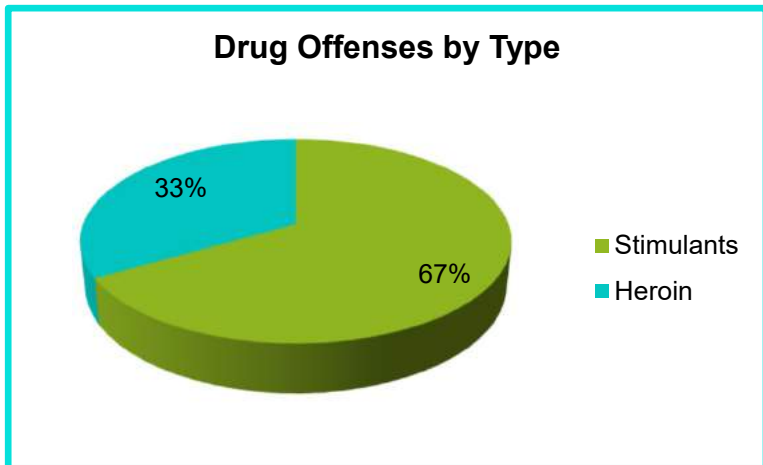
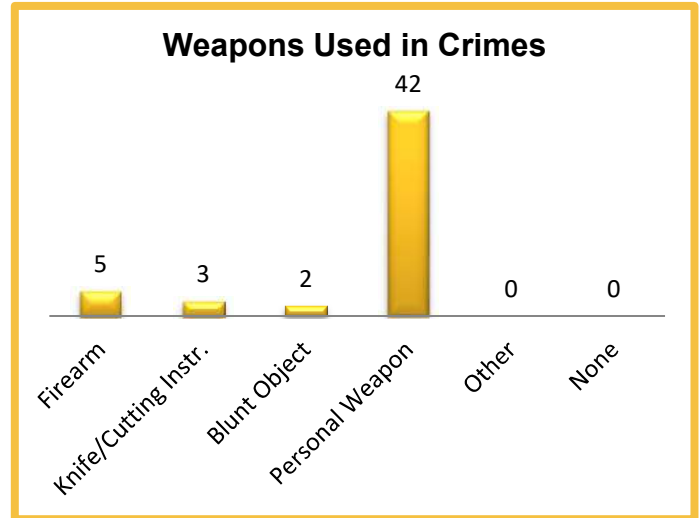
2021 Washington NIBRS Submission Agencies

NORTH BEND PD

Continued

2021 Group B Arrests

Offense	Adult	Juvenile
Bad Checks	0	0
Curfew/Vagrancy	0	0
Disorderly Conduct	20	0
Drunkenness	0	0
DUI	26	0
Family Offenses	1	0
Liquor Law Violations	3	0
Peeping Tom	0	0
Trespass	23	0
All Other Offenses	25	0
Total	98	0



2021 Property Values by Type

Type	Value
Seized	\$71
Burned	\$0
Counterfeited/Forged	\$600
Destroyed/Damaged	\$1,142,439
Recovered	\$5,805
Stolen	\$1,292,399
Total	\$2,441,314

2021 Washington NIBRS Submission Agencies

PACIFIC PD

King County

Population: 6,990
Months Reported: 12

Offense Overview

Offense Total 340
of Cleared Offense 95
Percent Cleared 27.9%

Group A Arrest Overview

Arrest Total 80
Adult Arrest Total 79
Juvenile Arrest Total 1

Group A Offenses	Reported 2020	Reported 2021	% of Change	Crime Rate per 1,000	Total Arrests	DV Offense Totals
Murder	1	0	-100.0%	0.0	0	0
Manslaughter	0	0		0.0	0	0
Rape	4	5	25.0%	0.7	1	4
Sodomy	0	0		0.0	0	0
Sexual Assault w/Object	0	0		0.0	0	0
Fondling	1	0	-100.0%	0.0	0	0
Aggravated Assault	5	2	-60.0%	0.3	2	1
Simple Assault	46	55	19.6%	7.9	39	44
Intimidation	0	1		0.1	1	1
Kidnapping	2	0	-100.0%	0.0	0	0
Incest	0	0		0.0	0	0
Statutory Rape	0	0		0.0	0	0
Human Trafficking Offenses	0	0		0.0	0	0
Violation of No Contact/Protect.	23	19	-17.4%	2.7	12	17
Robbery	1	2	100.0%	0.3	0	0
Burglary	15	47	213.3%	6.7	2	0
Larceny-Theft Offenses	117	118	0.9%	16.9	5	0
Motor Vehicle Theft	42	40	-4.8%	5.7	0	1
Arson	0	0		0.0	0	0
Destruction of Property	31	29	-6.5%	4.1	7	6
Counterfeiting/Forgery	8	3	-62.5%	0.4	0	0
Fraud Offenses	5	7	40.0%	1.0	0	0
Embezzlement	0	1		0.1	0	0
Extortion/Blackmail	1	1	0.0%	0.1	0	0
Bribery	0	0		0.0	0	0
Stolen Property Offenses	3	8	166.7%	1.1	9	0
Animal Cruelty	0	0		0.0	0	0
Drug/Narcotic Violations	6	0	-100.0%	0.0	1	0
Drug Equipment Violations	1	1	0.0%	0.1	0	0
Gambling Offenses	0	0		0.0	0	0
Pornography	1	0	-100.0%	0.0	0	0
Prostitution Offenses	0	0		0.0	0	0
Weapon Law Violations	2	1	-50.0%	0.1	1	0
Grand Total	315	340	7.9%	48.6	80	74

2021 Washington NIBRS Submission Agencies

PACIFIC PD

Continued

2021 Group B Arrests

Offense	Adult	Juvenile
Bad Checks	0	0
Curfew/Vagrancy	0	0
Disorderly Conduct	0	0
Drunkenness	0	0
DUI	12	0
Family Offenses	0	0
Liquor Law Violations	0	0
Peeping Tom	0	0
Trespass	0	0
All Other Offenses	0	0
Total	12	0

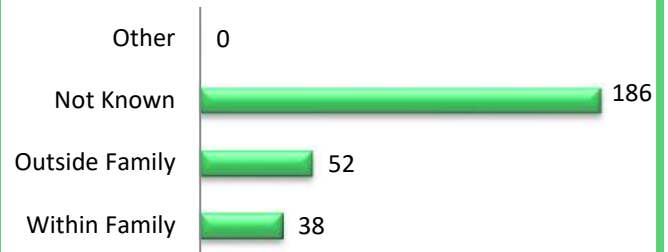
Weapons Used in Crimes



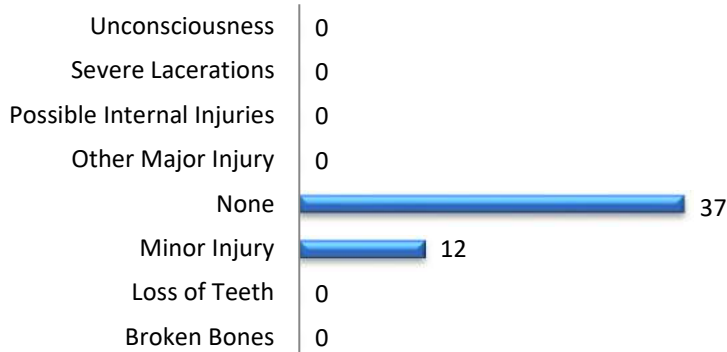
Drug Offenses by Type

No Drug Offenses by Type Reported

Relationship of Victim to Offender



Domestic Violence Injuries



2021 Property Values by Type

Type	Value
Seized	\$0
Burned	\$0
Counterfeited/Forged	\$2,365
Destroyed/Damaged	\$14,244
Recovered	\$387,952
Stolen	\$866,120
Total	\$1,270,681

2021 Washington NIBRS Submission Agencies

PORT OF SEATTLE PD

King County

Population: 0
Months Reported: 10

Offense Overview

Offense Total 2,138
of Cleared Offense 229
Percent Cleared 10.7%

Group A Arrest Overview

Arrest Total 204
Adult Arrest Total 204
Juvenile Arrest Total 0

Group A Offenses	Reported 2020	Reported 2021	% of Change*	Crime Rate per 1,000	Total Arrests	DV Offense Totals
Murder	0	0		0.0	0	0
Manslaughter	0	0		0.0	0	0
Rape	0	0		0.0	0	0
Sodomy	0	0		0.0	0	0
Sexual Assault w/Object	0	0		0.0	0	0
Fondling	2	2		0.0	0	0
Aggravated Assault	5	16		0.0	6	2
Simple Assault	44	50		0.0	28	11
Intimidation	21	16		0.0	8	0
Kidnapping	0	4		0.0	2	0
Incest	0	0		0.0	0	0
Statutory Rape	0	0		0.0	0	0
Human Trafficking Offenses	0	0		0.0	0	0
Violation of No Contact/Protect.	11	13		0.0	11	9
Robbery	6	2		0.0	0	0
Burglary	55	38		0.0	1	0
Larceny-Theft Offenses	658	1,061		0.0	51	0
Motor Vehicle Theft	54	91		0.0	7	0
Arson	4	1		0.0	0	0
Destruction of Property	183	377		0.0	7	1
Counterfeiting/Forgery	26	21		0.0	1	0
Fraud Offenses	117	116		0.0	2	0
Embezzlement	1	0		0.0	0	0
Extortion/Blackmail	0	0		0.0	0	0
Bribery	0	0		0.0	0	0
Stolen Property Offenses	19	14		0.0	8	0
Animal Cruelty	0	1		0.0	0	0
Drug/Narcotic Violations	61	32		0.0	14	0
Drug Equipment Violations	1	2		0.0	1	0
Gambling Offenses	0	0		0.0	0	0
Pornography	1	0		0.0	0	0
Prostitution Offenses	0	0		0.0	0	0
Weapon Law Violations	204	281		0.0	57	0
Grand Total	1,473	2,138		0.0	204	23

* Please see #10 in the NIBRS Individual Agency Page Table Legend on page 88

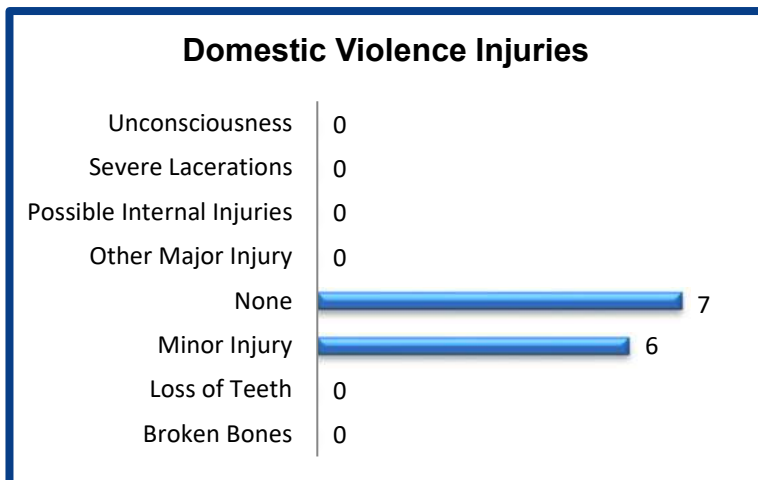
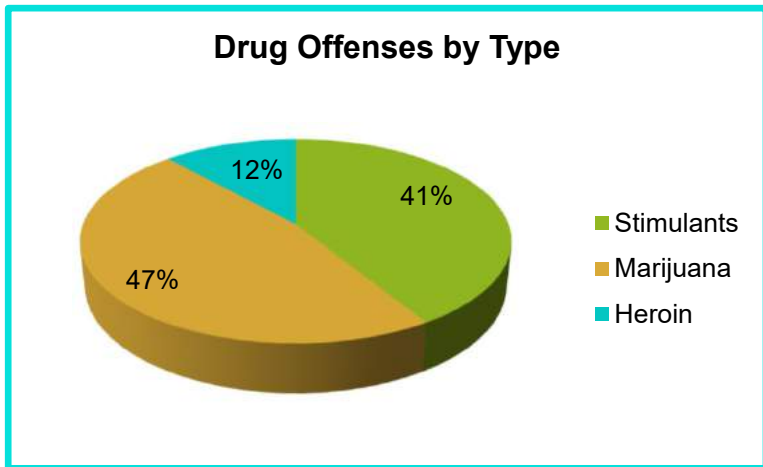
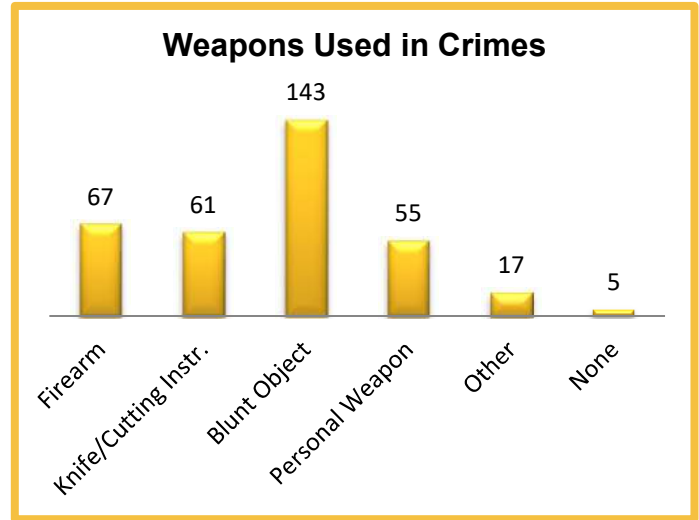
2021 Washington NIBRS Submission Agencies

PORT OF SEATTLE PD

Continued

2021 Group B Arrests

Offense	Adult	Juvenile
Bad Checks	0	0
Curfew/Vagrancy	0	0
Disorderly Conduct	3	0
Drunkenness	0	0
DUI	11	0
Family Offenses	0	0
Liquor Law Violations	0	0
Peeping Tom	0	0
Trespass	54	0
All Other Offenses	7	0
Total	75	0



2021 Property Values by Type

Type	Value
Seized	\$2
Burned	\$5,000
Counterfeited/Forged	\$0
Destroyed/Damaged	\$2,708,747
Recovered	\$4,608,564
Stolen	\$9,956,009
Total	\$17,278,322

2021 Washington NIBRS Submission Agencies

REDMOND PD

King County

Population: 71,180
Months Reported: 12

Offense Overview

Offense Total 3,525
of Cleared Offense 689
Percent Cleared 19.5%

Group A Arrest Overview

Arrest Total 557
Adult Arrest Total 549
Juvenile Arrest Total 8

Group A Offenses	Reported 2020	Reported 2021	% of Change	Crime Rate per 1,000	Total Arrests	DV Offense Totals
Murder	1	0	-100.0%	0.0	2	0
Manslaughter	0	1		0.0	0	0
Rape	11	13	18.2%	0.2	3	6
Sodomy	1	3	200.0%	0.0	0	1
Sexual Assault w/Object	0	4		0.1	0	3
Fondling	2	12	500.0%	0.2	2	4
Aggravated Assault	44	49	11.4%	0.7	18	31
Simple Assault	152	131	-13.8%	1.8	107	73
Intimidation	28	25	-10.7%	0.4	7	10
Kidnapping	2	3	50.0%	0.0	2	1
Incest	0	0		0.0	1	0
Statutory Rape	0	0		0.0	0	0
Human Trafficking Offenses	0	0		0.0	0	0
Violation of No Contact/Protect.	67	66	-1.5%	0.9	45	52
Robbery	19	16	-15.8%	0.2	3	0
Burglary	212	238	12.3%	3.3	38	3
Larceny-Theft Offenses	1,499	1,768	17.9%	24.8	196	6
Motor Vehicle Theft	91	156	71.4%	2.2	5	2
Arson	2	7	250.0%	0.1	0	1
Destruction of Property	492	570	15.9%	8.0	44	36
Counterfeiting/Forgery	31	17	-45.2%	0.2	2	1
Fraud Offenses	631	273	-56.7%	3.8	7	0
Embezzlement	2	6	200.0%	0.1	3	0
Extortion/Blackmail	9	8	-11.1%	0.1	0	0
Bribery	0	1		0.0	0	0
Stolen Property Offenses	41	23	-43.9%	0.3	13	0
Animal Cruelty	3	2	-33.3%	0.0	0	0
Drug/Narcotic Violations	103	37	-64.1%	0.5	10	0
Drug Equipment Violations	180	69	-61.7%	1.0	42	0
Gambling Offenses	0	0		0.0	0	0
Pornography	6	10	66.7%	0.1	0	0
Prostitution Offenses	0	1		0.0	0	0
Weapon Law Violations	23	16	-30.4%	0.2	7	0
Grand Total	3,652	3,525	-3.5%	49.5	557	230

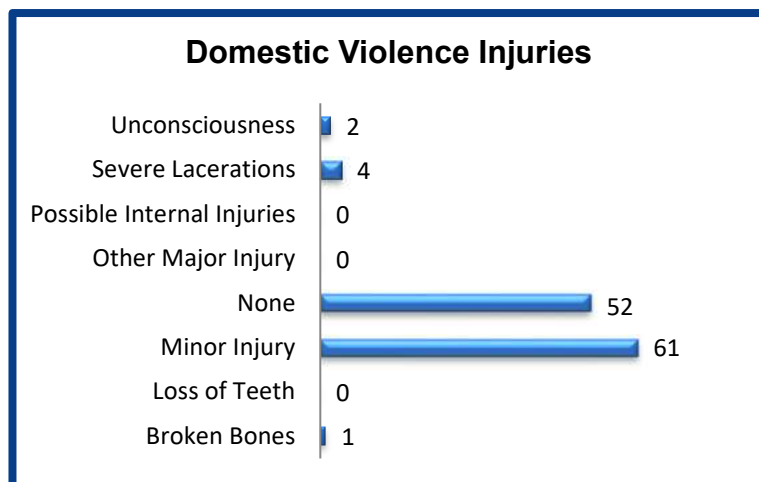
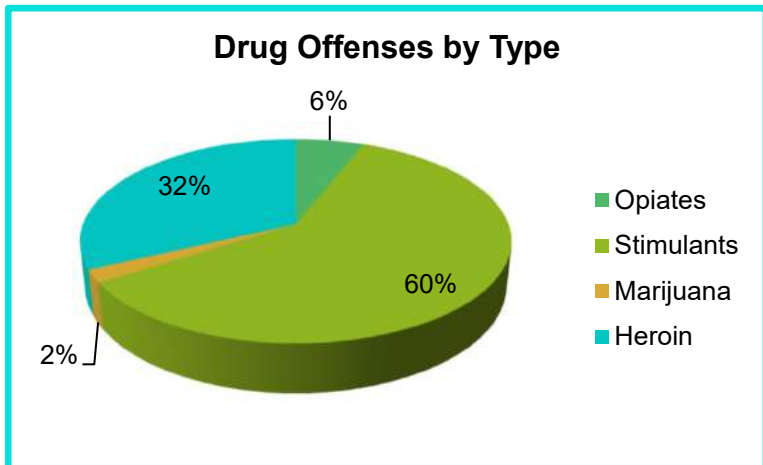
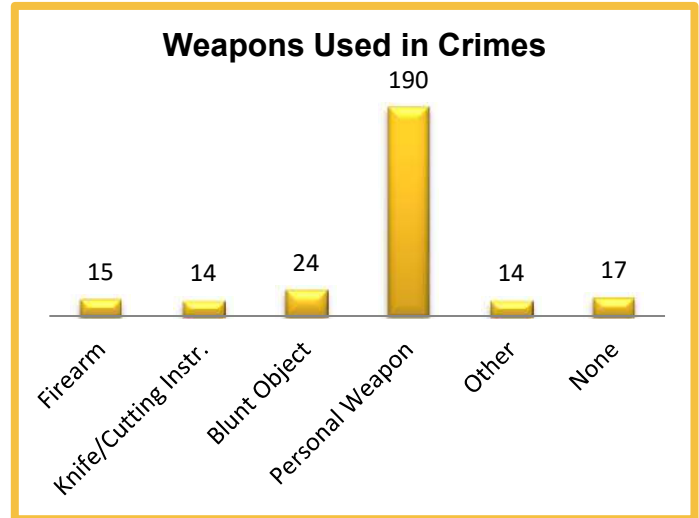
2021 Washington NIBRS Submission Agencies

REDMOND PD

Continued

2021 Group B Arrests

Offense	Adult	Juvenile
Bad Checks	0	0
Curfew/Vagrancy	0	0
Disorderly Conduct	42	0
Drunkenness	0	0
DUI	72	0
Family Offenses	2	0
Liquor Law Violations	12	1
Peeping Tom	0	0
Trespass	100	0
All Other Offenses	116	1
Total	344	2



2021 Property Values by Type

Type	Value
Seized	\$278
Burned	\$44,426
Counterfeited/Forged	\$35,645
Destroyed/Damaged	\$837,753
Recovered	\$2,366,080
Stolen	\$7,851,210
Total	\$11,135,392

2021 Washington NIBRS Submission Agencies

RENTON PD

King County

Population: 106,539
Months Reported: 12

Offense Overview

Offense Total 7,778
of Cleared Offense 1,130
Percent Cleared 14.5%

Group A Arrest Overview

Arrest Total 996
Adult Arrest Total 975
Juvenile Arrest Total 21

Group A Offenses	Reported 2020	Reported 2021	% of Change	Crime Rate per 1,000	Total Arrests	DV Offense Totals
Murder	6	3	-50.0%	0.0	1	1
Manslaughter	0	0		0.0	0	0
Rape	34	28	-17.6%	0.3	2	5
Sodomy	2	1	-50.0%	0.0	0	0
Sexual Assault w/Object	0	0		0.0	0	0
Fondling	21	19	-9.5%	0.2	0	1
Aggravated Assault	208	200	-3.8%	1.9	53	59
Simple Assault	525	554	5.5%	5.2	326	291
Intimidation	19	23	21.1%	0.2	2	2
Kidnapping	9	16	77.8%	0.2	2	9
Incest	3	3	0.0%	0.0	0	1
Statutory Rape	7	8	14.3%	0.1	3	1
Human Trafficking Offenses	8	3	-62.5%	0.0	0	0
Violation of No Contact/Protect.	45	52	15.6%	0.5	32	36
Robbery	108	99	-8.3%	0.9	15	1
Burglary	510	528	3.5%	5.0	9	8
Larceny-Theft Offenses	3,245	3,141	-3.2%	29.5	407	14
Motor Vehicle Theft	730	890	21.9%	8.4	13	5
Arson	11	18	63.6%	0.2	0	0
Destruction of Property	1,531	1,710	11.7%	16.1	76	52
Counterfeiting/Forgery	80	38	-52.5%	0.4	2	0
Fraud Offenses	929	289	-68.9%	2.7	4	2
Embezzlement	0	0		0.0	0	0
Extortion/Blackmail	9	3	-66.7%	0.0	0	0
Bribery	0	0		0.0	0	0
Stolen Property Offenses	40	54	35.0%	0.5	14	0
Animal Cruelty	8	4	-50.0%	0.0	0	0
Drug/Narcotic Violations	144	21	-85.4%	0.2	8	0
Drug Equipment Violations	50	11	-78.0%	0.1	7	0
Gambling Offenses	0	0		0.0	0	0
Pornography	2	3	50.0%	0.0	0	0
Prostitution Offenses	2	2	0.0%	0.0	0	0
Weapon Law Violations	51	57	11.8%	0.5	20	0
Grand Total	8,337	7,778	-6.7%	73.0	996	488

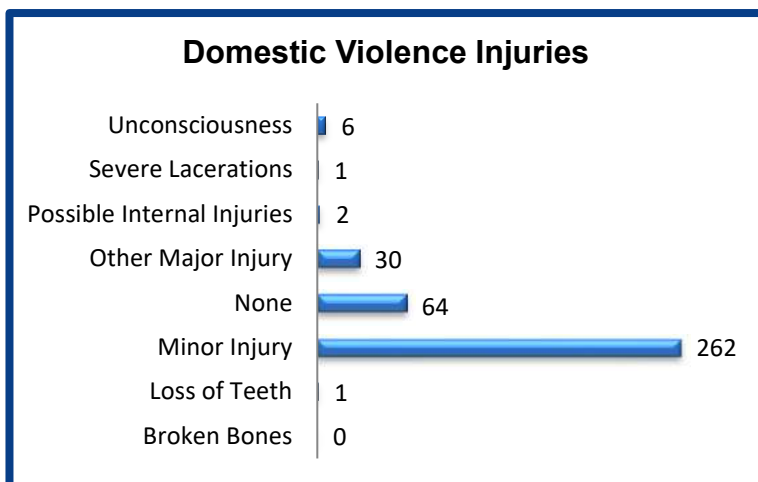
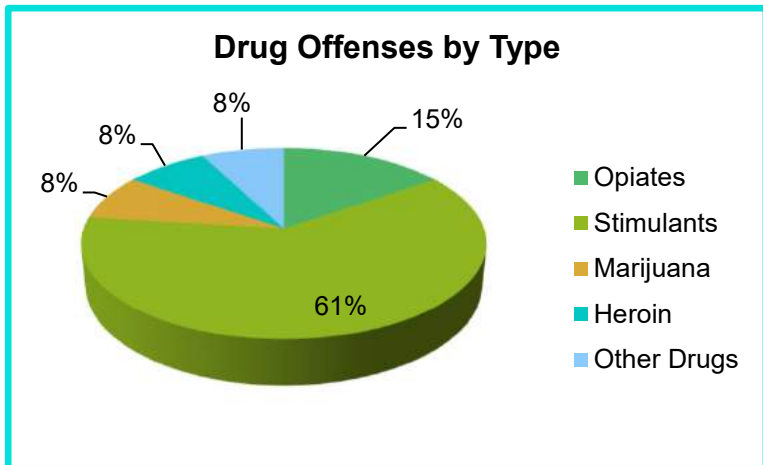
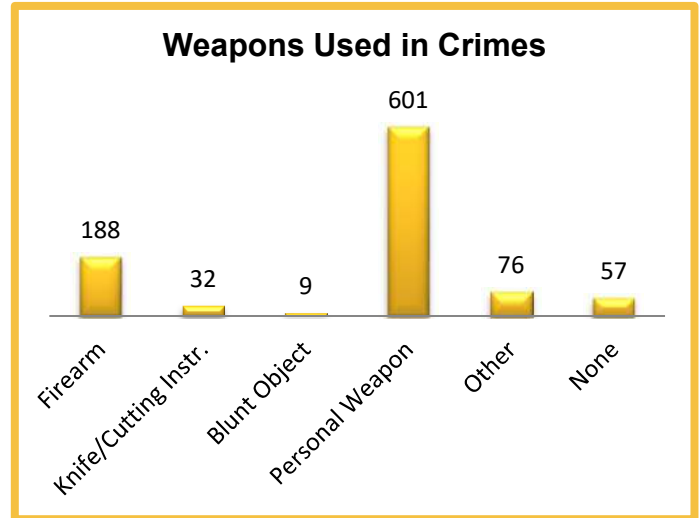
2021 Washington NIBRS Submission Agencies

RENTON PD

Continued

2021 Group B Arrests

Offense	Adult	Juvenile
Bad Checks	0	0
Curfew/Vagrancy	0	0
Disorderly Conduct	7	0
Drunkenness	0	0
DUI	113	0
Family Offenses	0	0
Liquor Law Violations	0	0
Peeping Tom	0	0
Trespass	145	0
All Other Offenses	65	1
Total	330	1



2021 Property Values by Type

Type	Value
Seized	\$1,283
Burned	\$740,839
Counterfeited/Forged	\$36,846
Destroyed/Damaged	\$2,916,192
Recovered	\$7,579,539
Stolen	\$21,138,847
Total	\$32,413,546

2021 Washington NIBRS Submission Agencies

SAMMAMISH PD

King County

Population: 66,130
Months Reported: 12

Offense Overview

Offense Total 1,017
of Cleared Offense 121
Percent Cleared 11.9%

Group A Arrest Overview

Arrest Total 106
Adult Arrest Total 101
Juvenile Arrest Total 5

Group A Offenses	Reported 2020	Reported 2021	% of Change	Crime Rate per 1,000	Total Arrests	DV Offense Totals
Murder	1	0	-100.0%	0.0	0	0
Manslaughter	0	0		0.0	0	0
Rape	7	6	-14.3%	0.1	4	2
Sodomy	0	0		0.0	0	0
Sexual Assault w/Object	0	0		0.0	0	0
Fondling	1	6	500.0%	0.1	0	1
Aggravated Assault	10	13	30.0%	0.2	9	11
Simple Assault	41	61	48.8%	0.9	39	49
Intimidation	17	27	58.8%	0.4	2	5
Kidnapping	0	0		0.0	0	0
Incest	0	0		0.0	0	0
Statutory Rape	0	0		0.0	0	0
Human Trafficking Offenses	0	0		0.0	0	0
Violation of No Contact/Protect.	26	44	69.2%	0.7	27	35
Robbery	0	3		0.0	4	1
Burglary	70	83	18.6%	1.3	6	3
Larceny-Theft Offenses	358	470	31.3%	7.1	3	0
Motor Vehicle Theft	30	35	16.7%	0.5	0	0
Arson	4	2	-50.0%	0.0	0	0
Destruction of Property	88	81	-8.0%	1.2	4	3
Counterfeiting/Forgery	3	6	100.0%	0.1	1	0
Fraud Offenses	1,063	161	-84.9%	2.4	4	0
Embezzlement	1	0	-100.0%	0.0	0	0
Extortion/Blackmail	3	3	0.0%	0.0	0	0
Bribery	0	0		0.0	0	0
Stolen Property Offenses	2	1	-50.0%	0.0	1	0
Animal Cruelty	0	1		0.0	0	0
Drug/Narcotic Violations	18	11	-38.9%	0.2	0	0
Drug Equipment Violations	3	1	-66.7%	0.0	1	0
Gambling Offenses	0	0		0.0	0	0
Pornography	5	0	-100.0%	0.0	0	0
Prostitution Offenses	0	0		0.0	0	0
Weapon Law Violations	1	2	100.0%	0.0	1	0
Grand Total	1,752	1,017	-42.0%	15.4	106	110

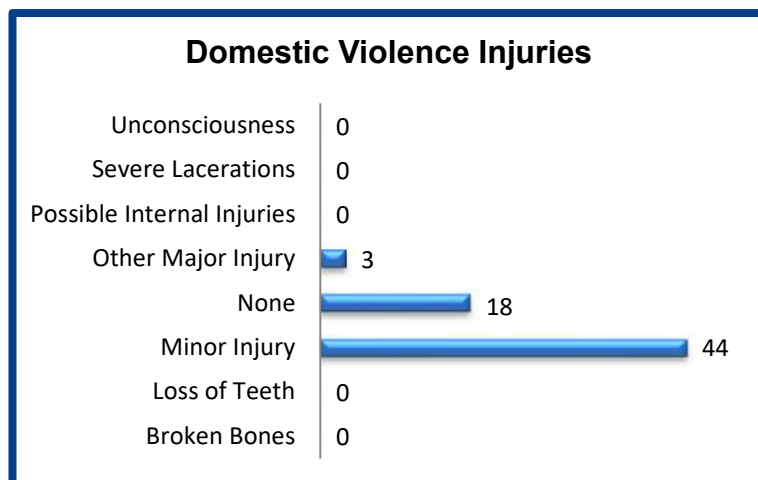
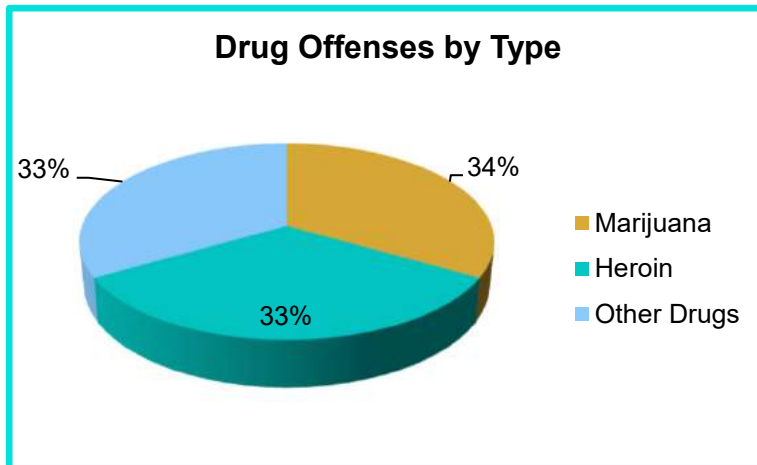
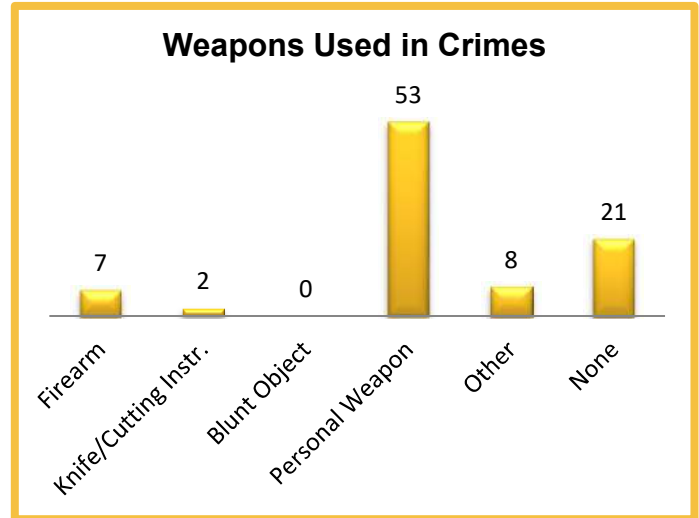
2021 Washington NIBRS Submission Agencies

SAMMAMISH PD

Continued

2021 Group B Arrests

Offense	Adult	Juvenile
Bad Checks	0	0
Curfew/Vagrancy	0	0
Disorderly Conduct	0	0
Drunkenness	0	0
DUI	29	1
Family Offenses	0	0
Liquor Law Violations	0	0
Peeping Tom	0	0
Trespass	8	0
All Other Offenses	14	1
Total	51	2



2021 Property Values by Type

Type	Value
Seized	\$1
Burned	\$35,001
Counterfeited/Forged	\$15,003
Destroyed/Damaged	\$68,287
Recovered	\$288,472
Stolen	\$2,172,134
Total	\$2,578,898

2021 Washington NIBRS Submission Agencies

SEATAC PD

King County

Population: 29,890
Months Reported: 12

Offense Overview

Offense Total 3,015
of Cleared Offense 558
Percent Cleared 18.5%

Group A Arrest Overview

Arrest Total 472
Adult Arrest Total 458
Juvenile Arrest Total 14

Group A Offenses	Reported 2020	Reported 2021	% of Change	Crime Rate per 1,000	Total Arrests	DV Offense Totals
Murder	4	3	-25.0%	0.1	0	1
Manslaughter	0	0		0.0	0	0
Rape	18	20	11.1%	0.7	3	3
Sodomy	0	0		0.0	0	0
Sexual Assault w/Object	0	0		0.0	0	0
Fondling	3	5	66.7%	0.2	1	1
Aggravated Assault	77	95	23.4%	3.2	37	28
Simple Assault	196	208	6.1%	7.0	129	123
Intimidation	63	62	-1.6%	2.1	16	10
Kidnapping	5	6	20.0%	0.2	2	3
Incest	0	0		0.0	0	0
Statutory Rape	0	0		0.0	0	0
Human Trafficking Offenses	1	0	-100.0%	0.0	7	0
Violation of No Contact/Protect.	70	94	34.3%	3.1	81	85
Robbery	53	51	-3.8%	1.7	16	1
Burglary	198	228	15.2%	7.6	21	1
Larceny-Theft Offenses	863	1,104	27.9%	36.9	33	2
Motor Vehicle Theft	351	411	17.1%	13.8	7	0
Arson	2	5	150.0%	0.2	0	0
Destruction of Property	351	397	13.1%	13.3	31	13
Counterfeiting/Forgery	29	15	-48.3%	0.5	4	0
Fraud Offenses	207	113	-45.4%	3.8	6	0
Embezzlement	3	1	-66.7%	0.0	0	0
Extortion/Blackmail	0	1		0.0	0	0
Bribery	0	0		0.0	0	0
Stolen Property Offenses	44	49	11.4%	1.6	34	0
Animal Cruelty	0	0		0.0	0	0
Drug/Narcotic Violations	50	37	-26.0%	1.2	1	0
Drug Equipment Violations	54	15	-72.2%	0.5	8	0
Gambling Offenses	0	0		0.0	0	0
Pornography	2	2	0.0%	0.1	0	0
Prostitution Offenses	21	46	119.0%	1.5	24	0
Weapon Law Violations	40	47	17.5%	1.6	11	0
Grand Total	2,705	3,015	11.5%	100.9	472	271

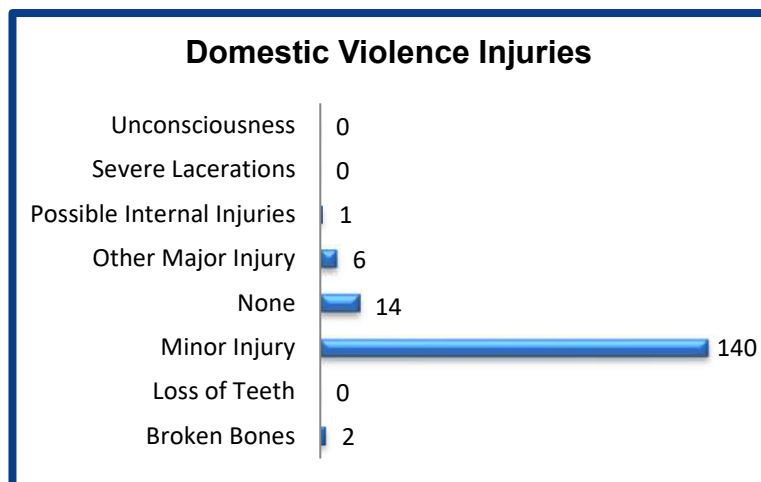
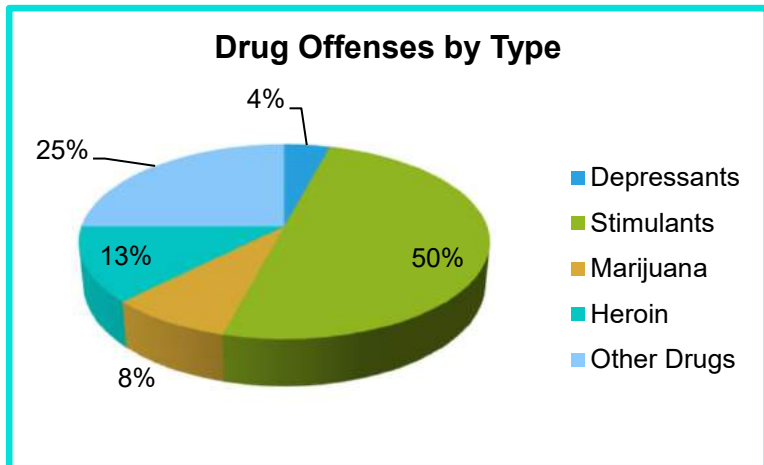
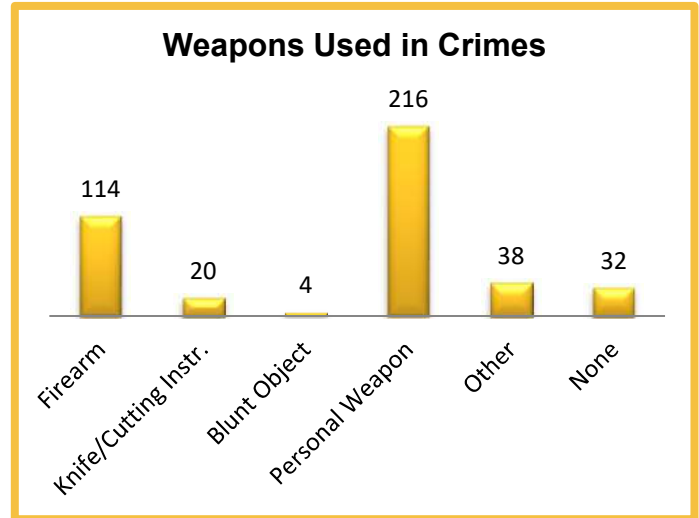
2021 Washington NIBRS Submission Agencies

SEATAC PD

Continued

2021 Group B Arrests

Offense	Adult	Juvenile
Bad Checks	1	0
Curfew/Vagrancy	2	0
Disorderly Conduct	6	1
Drunkenness	0	0
DUI	50	0
Family Offenses	1	0
Liquor Law Violations	2	0
Peeping Tom	0	0
Trespass	50	0
All Other Offenses	88	0
Total	200	1



2021 Property Values by Type

Type	Value
Seized	\$719
Burned	\$67,003
Counterfeited/Forged	\$13,092
Destroyed/Damaged	\$193,871
Recovered	\$24,035
Stolen	\$2,436,589
Total	\$2,735,309

2021 Washington NIBRS Submission Agencies

SEATTLE PD

King County

Population: 769,500
Months Reported: 12

Offense Overview

Offense Total 70,949
of Cleared Offense 7,085
Percent Cleared 10.0%

Group A Arrest Overview

Arrest Total 6,255
Adult Arrest Total 6,172
Juvenile Arrest Total 83

Group A Offenses	Reported 2020	Reported 2021	% of Change	Crime Rate per 1,000	Total Arrests	DV Offense Totals
Murder	52	42	-19.2%	0.1	12	3
Manslaughter	6	0	-100.0%	0.0	0	0
Rape	214	185	-13.6%	0.2	29	36
Sodomy	75	89	18.7%	0.1	3	24
Sexual Assault w/Object	42	44	4.8%	0.1	4	2
Fondling	203	207	2.0%	0.3	16	37
Aggravated Assault	3,133	3,939	25.7%	5.1	912	882
Simple Assault	5,260	5,251	-0.2%	6.8	1,528	1,693
Intimidation	3,301	3,433	4.0%	4.5	555	598
Kidnapping	148	193	30.4%	0.3	36	121
Incest	0	1		0.0	0	0
Statutory Rape	6	9	50.0%	0.0	1	2
Human Trafficking Offenses	15	14	-6.7%	0.0	1	0
Violation of No Contact/Protect.	1,358	1,359	0.1%	1.8	407	1,034
Robbery	1,491	1,754	17.6%	2.3	329	64
Burglary	10,574	10,036	-5.1%	13.0	789	149
Larceny-Theft Offenses	23,445	27,133	15.7%	35.3	504	251
Motor Vehicle Theft	4,633	4,970	7.3%	6.5	112	21
Arson	206	223	8.3%	0.3	29	6
Destruction of Property	6,658	7,293	9.5%	9.5	274	343
Counterfeiting/Forgery	378	313	-17.2%	0.4	9	3
Fraud Offenses	11,606	2,586	-77.7%	3.4	15	43
Embezzlement	69	38	-44.9%	0.0	2	0
Extortion/Blackmail	106	111	4.7%	0.1	0	8
Bribery	1	1	0.0%	0.0	0	0
Stolen Property Offenses	626	617	-1.4%	0.8	384	3
Animal Cruelty	28	39	39.3%	0.1	1	0
Drug/Narcotic Violations	952	369	-61.2%	0.5	172	0
Drug Equipment Violations	71	38	-46.5%	0.0	1	0
Gambling Offenses	1	1	0.0%	0.0	0	0
Pornography	41	35	-14.6%	0.0	3	0
Prostitution Offenses	29	50	72.4%	0.1	3	0
Weapon Law Violations	619	576	-6.9%	0.7	124	0
Grand Total	75,347	70,949	-5.8%	92.2	6,255	5,323

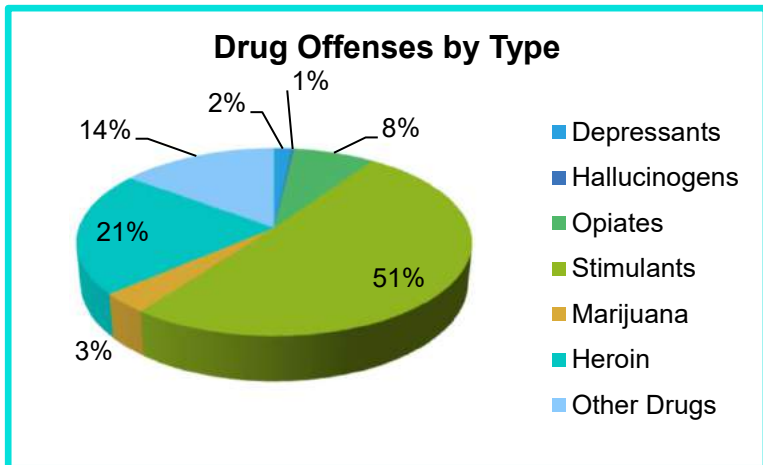
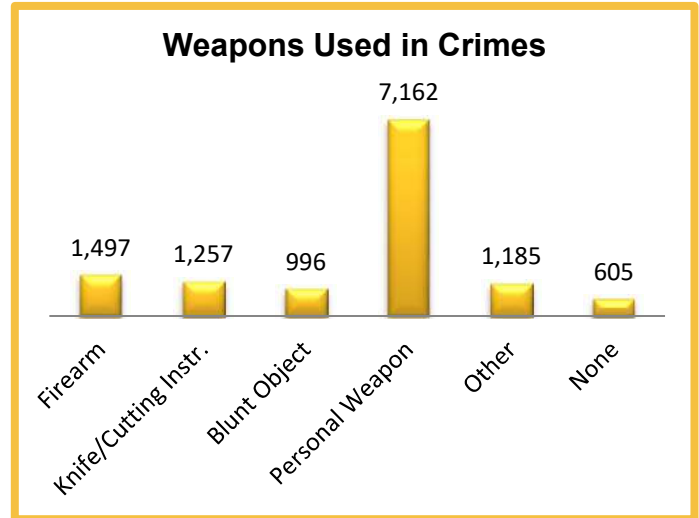
2021 Washington NIBRS Submission Agencies

SEATTLE PD

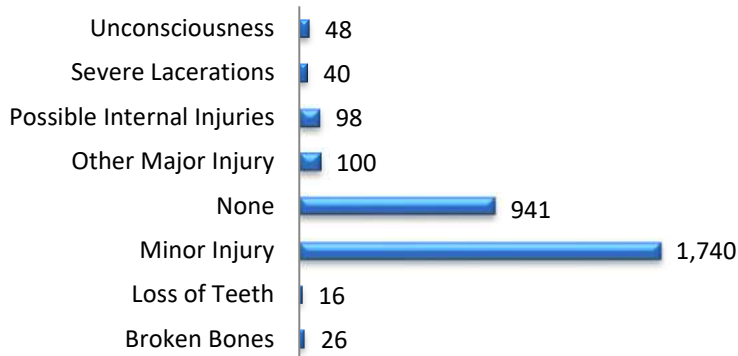
Continued

2021 Group B Arrests

Offense	Adult	Juvenile
Bad Checks	0	0
Curfew/Vagrancy	3	0
Disorderly Conduct	29	0
Drunkenness	0	0
DUI	828	1
Family Offenses	1	0
Liquor Law Violations	1	0
Peeping Tom	1	0
Trespass	214	0
All Other Offenses	300	1
Total	1,377	2



Domestic Violence Injuries



2021 Property Values by Type

Type	Value
Seized	\$655
Burned	\$288,186
Counterfeited/Forged	\$1,872,735
Destroyed/Damaged	\$1,009,030,218
Recovered	\$3,648,975
Stolen	\$446,652,691
Total	\$1,461,493,460

2021 Washington NIBRS Submission Agencies

SHORELINE PD

King County

Population: 57,860
Months Reported: 12

Offense Overview

Offense Total 2,894
of Cleared Offense 477
Percent Cleared 16.5%

Group A Arrest Overview

Arrest Total 422
Adult Arrest Total 410
Juvenile Arrest Total 12

Group A Offenses	Reported 2020	Reported 2021	% of Change	Crime Rate per 1,000	Total Arrests	DV Offense Totals
Murder	2	0	-100.0%	0.0	0	0
Manslaughter	0	1		0.0	1	0
Rape	21	21	0.0%	0.4	4	5
Sodomy	0	0		0.0	0	0
Sexual Assault w/Object	0	0		0.0	0	0
Fondling	5	9	80.0%	0.2	0	2
Aggravated Assault	60	67	11.7%	1.2	24	25
Simple Assault	159	199	25.2%	3.4	123	97
Intimidation	90	91	1.1%	1.6	25	13
Kidnapping	4	1	-75.0%	0.0	1	1
Incest	0	0		0.0	0	0
Statutory Rape	0	0		0.0	0	0
Human Trafficking Offenses	0	0		0.0	0	0
Violation of No Contact/Protect.	61	87	42.6%	1.5	70	74
Robbery	39	29	-25.6%	0.5	2	0
Burglary	233	355	52.4%	6.1	31	3
Larceny-Theft Offenses	1,094	1,052	-3.8%	18.2	75	0
Motor Vehicle Theft	214	232	8.4%	4.0	2	0
Arson	15	19	26.7%	0.3	1	0
Destruction of Property	387	441	14.0%	7.6	37	9
Counterfeiting/Forgery	27	26	-3.7%	0.4	3	0
Fraud Offenses	691	169	-75.5%	2.9	2	0
Embezzlement	0	0		0.0	0	0
Extortion/Blackmail	3	4	33.3%	0.1	0	0
Bribery	0	1		0.0	2	0
Stolen Property Offenses	18	10	-44.4%	0.2	4	0
Animal Cruelty	0	2		0.0	0	0
Drug/Narcotic Violations	72	39	-45.8%	0.7	6	0
Drug Equipment Violations	36	11	-69.4%	0.2	0	0
Gambling Offenses	0	0		0.0	0	0
Pornography	5	2	-60.0%	0.0	1	0
Prostitution Offenses	6	2	-66.7%	0.0	0	0
Weapon Law Violations	17	24	41.2%	0.4	8	0
Grand Total	3,259	2,894	-11.2%	50.0	422	229

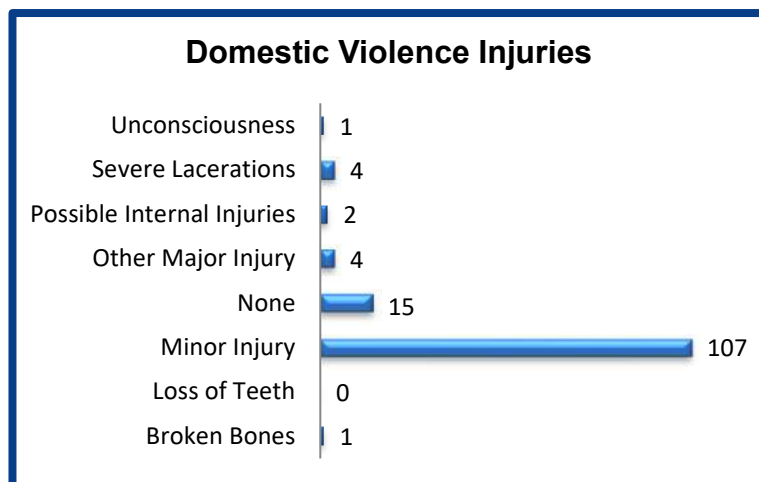
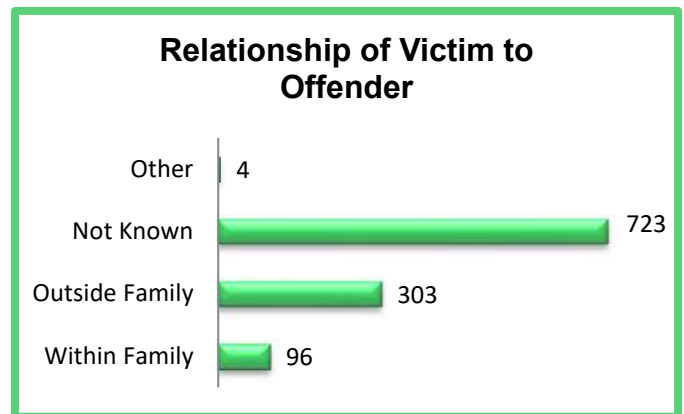
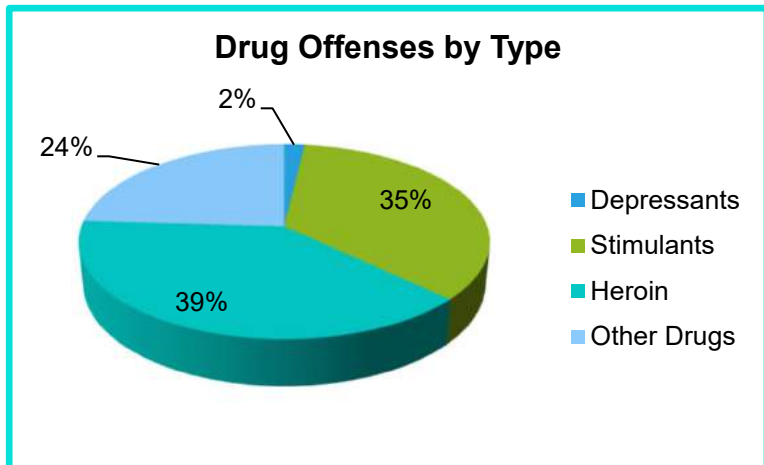
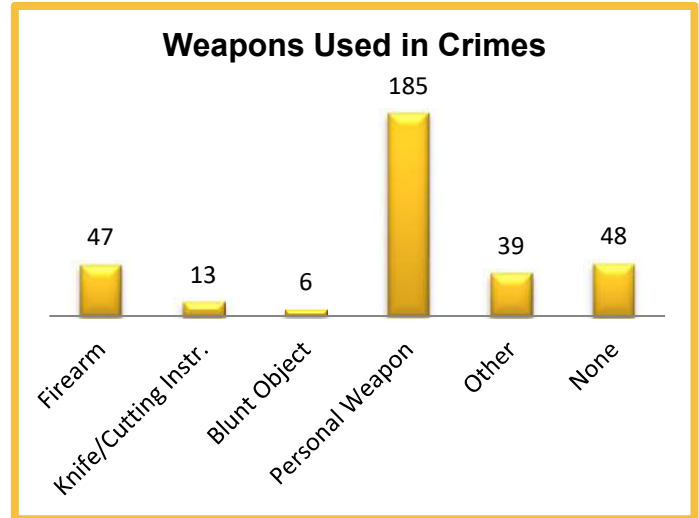
2021 Washington NIBRS Submission Agencies

SHORELINE PD

Continued

2021 Group B Arrests

Offense	Adult	Juvenile
Bad Checks	0	0
Curfew/Vagrancy	0	0
Disorderly Conduct	6	0
Drunkenness	0	0
DUI	50	0
Family Offenses	0	0
Liquor Law Violations	0	0
Peeping Tom	0	0
Trespass	42	2
All Other Offenses	91	0
Total	189	2



2021 Property Values by Type

Type	Value
Seized	\$326,231
Burned	\$38,788
Counterfeited/Forged	\$61,690
Destroyed/Damaged	\$273,798
Recovered	\$158,469
Stolen	\$7,371,529
Total	\$8,230,505

2021 Washington NIBRS Submission Agencies

SKYKOMISH PD

King County

Population: 210
Months Reported: 12

Offense Overview

Offense Total 4
of Cleared Offense 1
Percent Cleared 25.0%

Group A Arrest Overview

Arrest Total 1
Adult Arrest Total 1
Juvenile Arrest Total 0

Group A Offenses	Reported 2020	Reported 2021	% of Change*	Crime Rate per 1,000	Total Arrests	DV Offense Totals
Murder	0	0		0.0	0	0
Manslaughter	0	0		0.0	0	0
Rape	0	0		0.0	0	0
Sodomy	0	0		0.0	0	0
Sexual Assault w/Object	0	0		0.0	0	0
Fondling	0	0		0.0	0	0
Aggravated Assault	0	0		0.0	0	0
Simple Assault	0	1		4.8	0	0
Intimidation	0	0		0.0	0	0
Kidnapping	0	0		0.0	0	0
Incest	0	0		0.0	0	0
Statutory Rape	0	0		0.0	0	0
Human Trafficking Offenses	0	0		0.0	0	0
Violation of No Contact/Protect.	0	2		9.5	1	0
Robbery	0	0		0.0	0	0
Burglary	0	0		0.0	0	0
Larceny-Theft Offenses	0	1		4.8	0	0
Motor Vehicle Theft	0	0		0.0	0	0
Arson	0	0		0.0	0	0
Destruction of Property	0	0		0.0	0	0
Counterfeiting/Forgery	0	0		0.0	0	0
Fraud Offenses	0	0		0.0	0	0
Embezzlement	0	0		0.0	0	0
Extortion/Blackmail	0	0		0.0	0	0
Bribery	0	0		0.0	0	0
Stolen Property Offenses	0	0		0.0	0	0
Animal Cruelty	0	0		0.0	0	0
Drug/Narcotic Violations	0	0		0.0	0	0
Drug Equipment Violations	0	0		0.0	0	0
Gambling Offenses	0	0		0.0	0	0
Pornography	0	0		0.0	0	0
Prostitution Offenses	0	0		0.0	0	0
Weapon Law Violations	0	0		0.0	0	0
Grand Total	0	4		19.0	1	0

* Please see #10 in the NIBRS Individual Agency Page Table Legend on page 88

2021 Washington NIBRS Submission Agencies

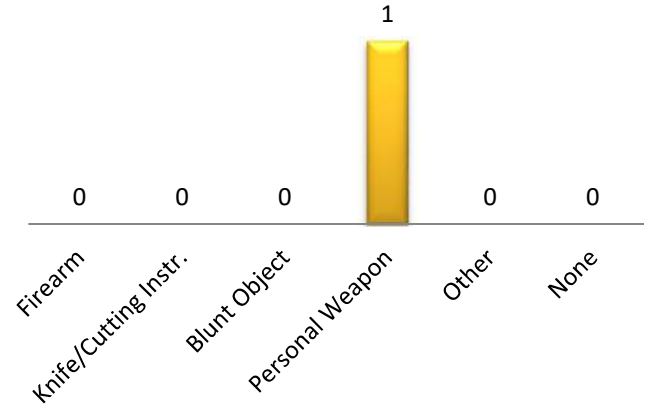
SKYKOMISH PD

Continued

2021 Group B Arrests

Offense	Adult	Juvenile
Bad Checks	0	0
Curfew/Vagrancy	0	0
Disorderly Conduct	0	0
Drunkenness	0	0
DUI	0	0
Family Offenses	0	0
Liquor Law Violations	0	0
Peeping Tom	0	0
Trespass	0	0
All Other Offenses	0	0
Total	0	0

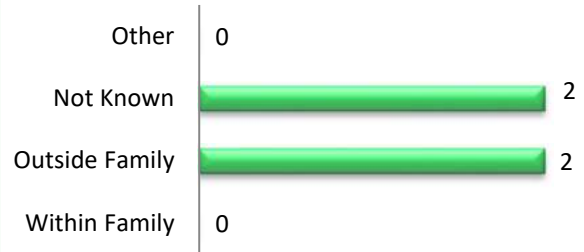
Weapons Used in Crimes



Drug Offenses by Type

**No Drug Offenses by Type
Reported**

Relationship of Victim to Offender



Domestic Violence Injuries

**No Domestic Violence
Injuries Reported**

2021 Property Values by Type

Type	Value
Seized	\$0
Burned	\$0
Counterfeited/Forged	\$0
Destroyed/Damaged	\$0
Recovered	\$0
Stolen	\$530
Total	\$530

2021 Washington NIBRS Submission Agencies

SNOQUALMIE PD

King County

Population: 14,370
Months Reported: 12

Offense Overview

Offense Total 568
of Cleared Offense 141
Percent Cleared 24.8%

Group A Arrest Overview

Arrest Total 109
Adult Arrest Total 97
Juvenile Arrest Total 12

Group A Offenses	Reported 2020	Reported 2021	% of Change	Crime Rate per 1,000	Total Arrests	DV Offense Totals
Murder	0	0		0.0	0	0
Manslaughter	0	0		0.0	0	0
Rape	1	0	-100.0%	0.0	0	0
Sodomy	0	0		0.0	0	0
Sexual Assault w/Object	0	0		0.0	0	0
Fondling	1	0	-100.0%	0.0	0	0
Aggravated Assault	4	5	25.0%	0.3	3	3
Simple Assault	28	30	7.1%	2.1	26	16
Intimidation	4	2	-50.0%	0.1	0	1
Kidnapping	0	1		0.1	1	1
Incest	0	0		0.0	0	0
Statutory Rape	0	0		0.0	0	0
Human Trafficking Offenses	0	0		0.0	0	0
Violation of No Contact/Protect.	22	11	-50.0%	0.8	10	10
Robbery	0	0		0.0	0	0
Burglary	14	32	128.6%	2.2	7	0
Larceny-Theft Offenses	148	241	62.8%	16.8	23	2
Motor Vehicle Theft	6	27	350.0%	1.9	3	0
Arson	0	1		0.1	0	0
Destruction of Property	63	122	93.7%	8.5	10	7
Counterfeiting/Forgery	7	2	-71.4%	0.1	2	0
Fraud Offenses	234	45	-80.8%	3.1	1	0
Embezzlement	0	0		0.0	0	0
Extortion/Blackmail	0	0		0.0	0	0
Bribery	0	1		0.1	0	0
Stolen Property Offenses	7	13	85.7%	0.9	9	0
Animal Cruelty	0	0		0.0	0	0
Drug/Narcotic Violations	34	8	-76.5%	0.6	2	0
Drug Equipment Violations	58	19	-67.2%	1.3	11	0
Gambling Offenses	0	0		0.0	0	0
Pornography	0	0		0.0	0	0
Prostitution Offenses	0	0		0.0	0	0
Weapon Law Violations	8	8	0.0%	0.6	1	0
Grand Total	639	568	-11.1%	39.5	109	40

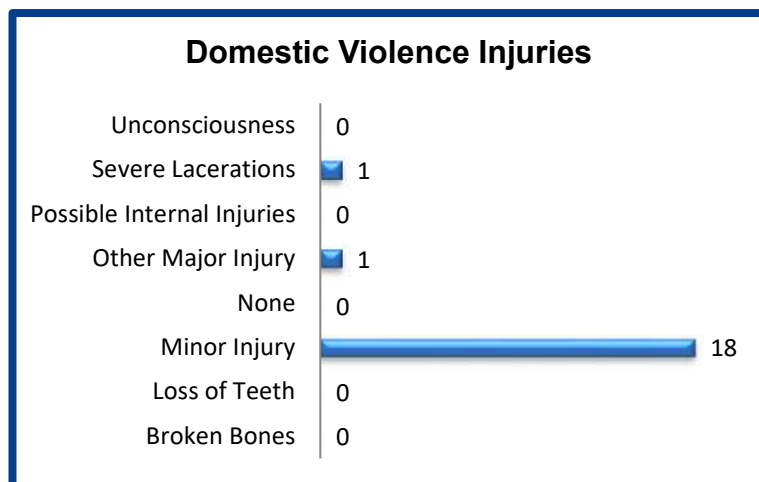
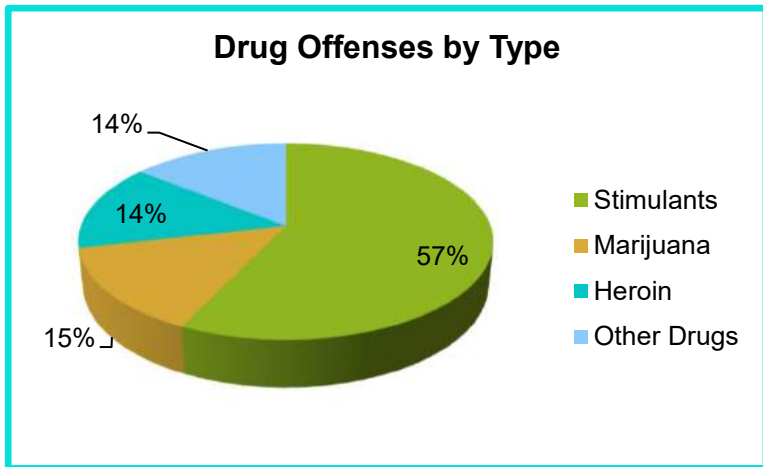
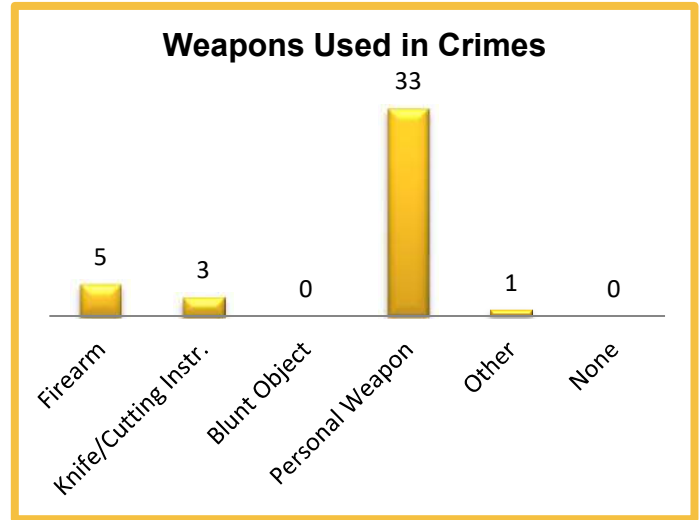
2021 Washington NIBRS Submission Agencies

SNOQUALMIE PD

Continued

2021 Group B Arrests

Offense	Adult	Juvenile
Bad Checks	0	0
Curfew/Vagrancy	1	0
Disorderly Conduct	13	2
Drunkenness	0	0
DUI	27	0
Family Offenses	0	0
Liquor Law Violations	1	0
Peeping Tom	0	0
Trespass	7	0
All Other Offenses	30	1
Total	79	3



2021 Property Values by Type

Type	Value
Seized	\$50
Burned	\$100
Counterfeited/Forged	\$0
Destroyed/Damaged	\$221,748
Recovered	\$154,228
Stolen	\$972,398
Total	\$1,348,524

2021 Washington NIBRS Submission Agencies

TUKWILA PD

King County

Population: 21,970
Months Reported: 12

Offense Overview

Offense Total 5,501
of Cleared Offense 547
Percent Cleared 9.9%

Group A Arrest Overview

Arrest Total 499
Adult Arrest Total 488
Juvenile Arrest Total 11

Group A Offenses	Reported 2020	Reported 2021	% of Change	Crime Rate per 1,000	Total Arrests	DV Offense Totals
Murder	3	1	-66.7%	0.0	0	0
Manslaughter	0	0		0.0	0	0
Rape	28	16	-42.9%	0.7	0	2
Sodomy	0	0		0.0	0	0
Sexual Assault w/Object	0	0		0.0	0	0
Fondling	5	8	60.0%	0.4	0	6
Aggravated Assault	61	72	18.0%	3.3	8	13
Simple Assault	328	361	10.1%	16.4	140	145
Intimidation	92	112	21.7%	5.1	22	11
Kidnapping	4	10	150.0%	0.5	0	1
Incest	0	0		0.0	0	0
Statutory Rape	3	1	-66.7%	0.0	0	0
Human Trafficking Offenses	0	0		0.0	0	0
Violation of No Contact/Protect.	0	0		0.0	0	0
Robbery	62	77	24.2%	3.5	5	0
Burglary	224	222	-0.9%	10.1	11	0
Larceny-Theft Offenses	2,254	2,573	14.2%	117.1	259	7
Motor Vehicle Theft	530	590	11.3%	26.9	2	1
Arson	13	16	23.1%	0.7	0	0
Destruction of Property	949	1,186	25.0%	54.0	34	25
Counterfeiting/Forgery	21	10	-52.4%	0.5	0	0
Fraud Offenses	185	122	-34.1%	5.6	1	0
Embezzlement	0	0		0.0	0	0
Extortion/Blackmail	2	1	-50.0%	0.0	0	0
Bribery	0	0		0.0	0	0
Stolen Property Offenses	23	20	-13.0%	0.9	6	0
Animal Cruelty	0	0		0.0	0	0
Drug/Narcotic Violations	39	33	-15.4%	1.5	2	0
Drug Equipment Violations	25	6	-76.0%	0.3	4	0
Gambling Offenses	0	0		0.0	0	0
Pornography	2	1	-50.0%	0.0	0	0
Prostitution Offenses	6	0	-100.0%	0.0	0	0
Weapon Law Violations	51	63	23.5%	2.9	5	0
Grand Total	4,910	5,501	12.0%	250.4	499	211

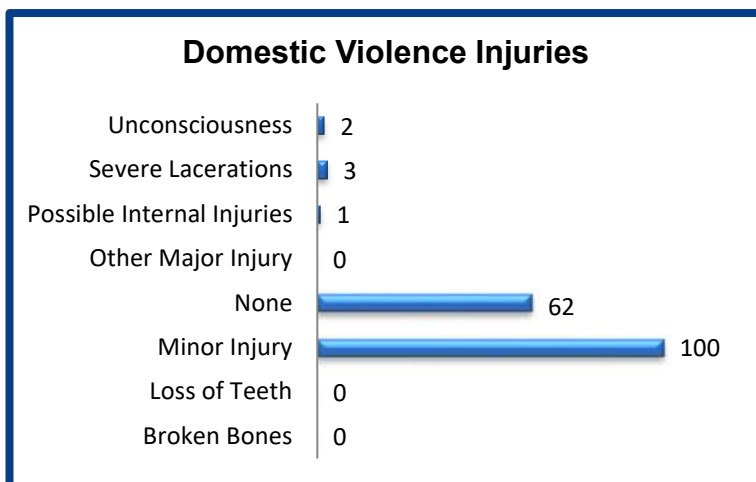
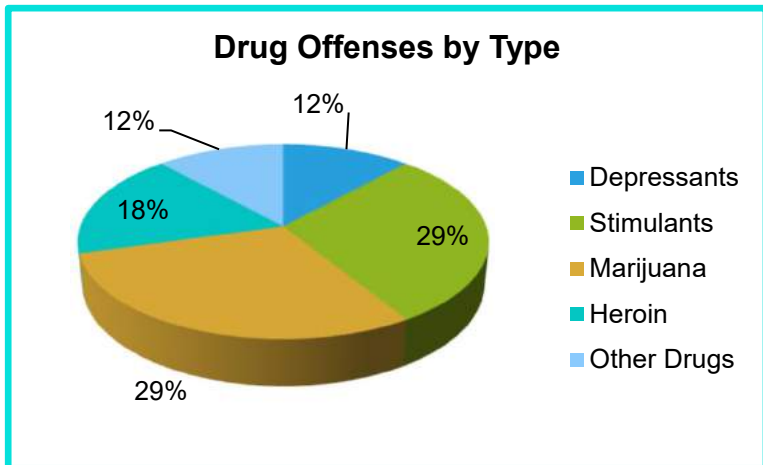
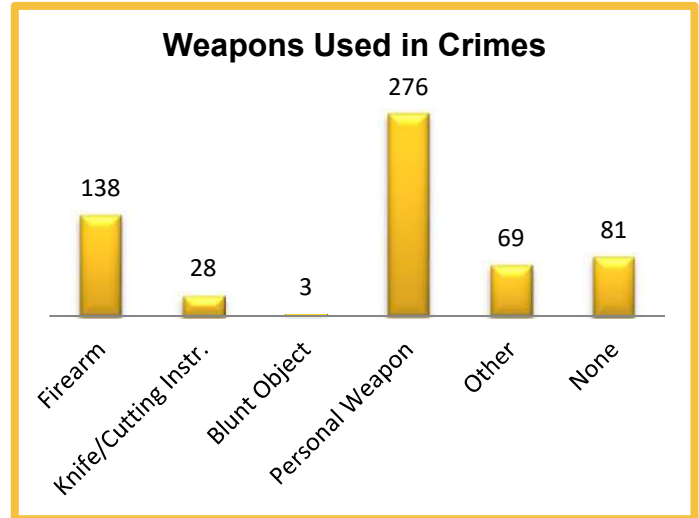
2021 Washington NIBRS Submission Agencies

TUKWILA PD

Continued

2021 Group B Arrests

Offense	Adult	Juvenile
Bad Checks	0	0
Curfew/Vagrancy	0	0
Disorderly Conduct	2	0
Drunkenness	0	0
DUI	8	0
Family Offenses	0	0
Liquor Law Violations	0	0
Peeping Tom	0	0
Trespass	24	0
All Other Offenses	42	0
Total	76	0



2021 Property Values by Type

Type	Value
Seized	\$0
Burned	\$1,015,168
Counterfeited/Forged	\$3,707
Destroyed/Damaged	\$4,997,522
Recovered	\$2,722,101
Stolen	\$11,884,105
Total	\$20,622,603

2021 Washington NIBRS Submission Agencies

UNIVERSITY OF WA PD

King County

Population: 0
Months Reported: 12

Offense Overview

Offense Total 833
of Cleared Offense 43
Percent Cleared 5.2%

Group A Arrest Overview

Arrest Total 43
Adult Arrest Total 43
Juvenile Arrest Total 0

Group A Offenses	Reported 2020	Reported 2021	% of Change	Crime Rate per 1,000	Total Arrests	DV Offense Totals
Murder	0	0		0.0	0	0
Manslaughter	0	0		0.0	0	0
Rape	6	3	-50.0%	0.0	1	0
Sodomy	0	0		0.0	0	0
Sexual Assault w/Object	0	0		0.0	0	0
Fondling	1	2	100.0%	0.0	2	0
Aggravated Assault	13	7	-46.2%	0.0	4	0
Simple Assault	47	33	-29.8%	0.0	13	2
Intimidation	7	4	-42.9%	0.0	1	0
Kidnapping	0	0		0.0	0	0
Incest	0	0		0.0	0	0
Statutory Rape	0	0		0.0	0	0
Human Trafficking Offenses	0	1		0.0	0	0
Violation of No Contact/Protect.	7	1	-85.7%	0.0	1	1
Robbery	3	5	66.7%	0.0	0	0
Burglary	103	64	-37.9%	0.0	5	0
Larceny-Theft Offenses	358	429	19.8%	0.0	5	1
Motor Vehicle Theft	16	26	62.5%	0.0	0	0
Arson	1	3	200.0%	0.0	0	0
Destruction of Property	172	202	17.4%	0.0	6	1
Counterfeiting/Forgery	14	2	-85.7%	0.0	0	0
Fraud Offenses	34	27	-20.6%	0.0	0	0
Embezzlement	0	0		0.0	0	0
Extortion/Blackmail	2	3	50.0%	0.0	0	0
Bribery	0	0		0.0	0	0
Stolen Property Offenses	16	6	-62.5%	0.0	4	0
Animal Cruelty	0	0		0.0	0	0
Drug/Narcotic Violations	22	9	-59.1%	0.0	1	0
Drug Equipment Violations	1	2	100.0%	0.0	0	0
Gambling Offenses	0	0		0.0	0	0
Pornography	2	1	-50.0%	0.0	0	0
Prostitution Offenses	0	0		0.0	0	0
Weapon Law Violations	2	3	50.0%	0.0	0	0
Grand Total	827	833	0.7%	0.0	43	5

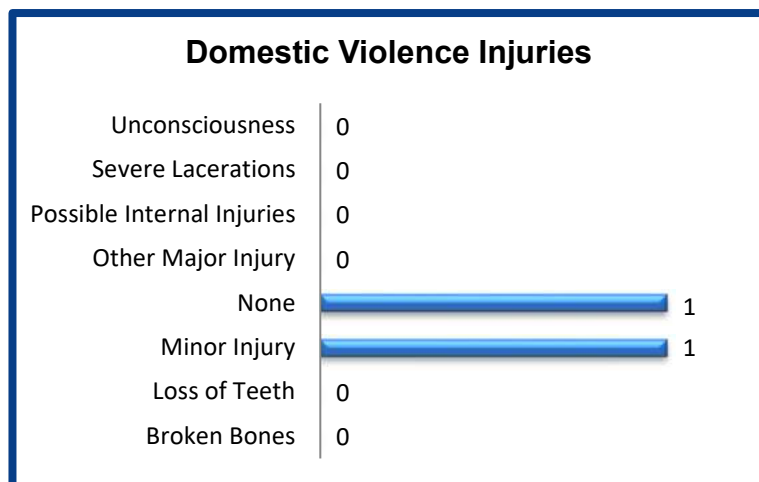
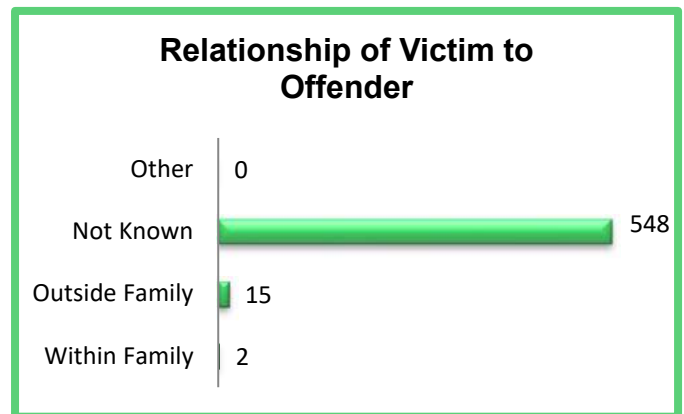
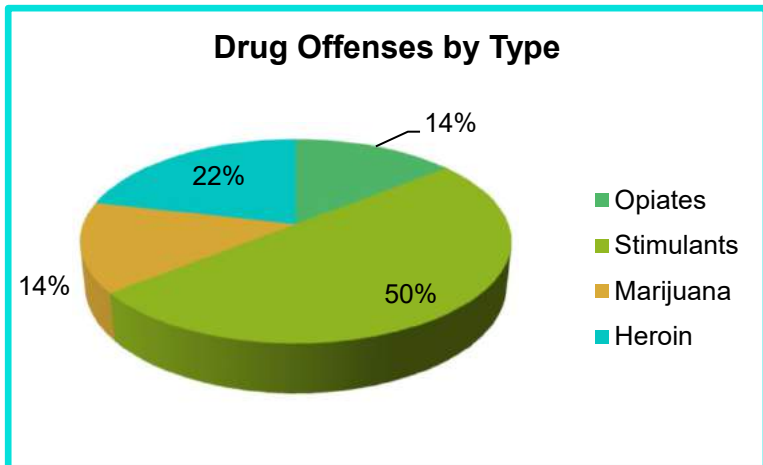
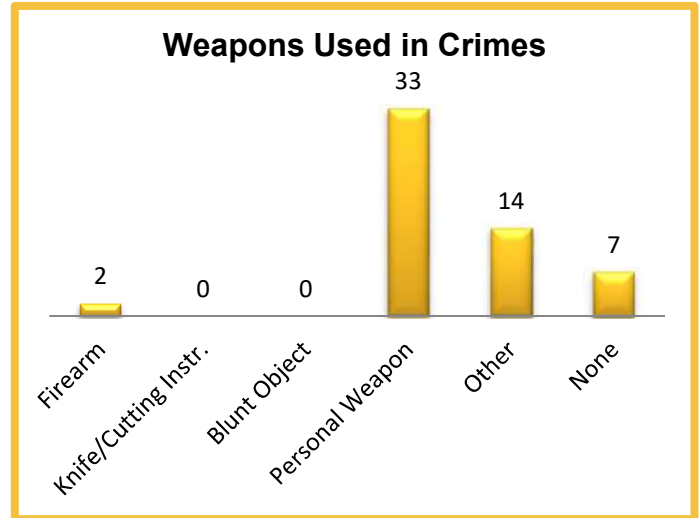
2021 Washington NIBRS Submission Agencies

UNIVERSITY OF WA PD

Continued

2021 Group B Arrests

Offense	Adult	Juvenile
Bad Checks	0	0
Curfew/Vagrancy	0	0
Disorderly Conduct	0	0
Drunkenness	0	0
DUI	0	0
Family Offenses	0	0
Liquor Law Violations	0	0
Peeping Tom	0	0
Trespass	0	0
All Other Offenses	0	0
Total	0	0



2021 Property Values by Type

Type	Value
Seized	\$0
Burned	\$201
Counterfeited/Forged	\$2
Destroyed/Damaged	\$224,522
Recovered	\$232,872
Stolen	\$1,204,900
Total	\$1,662,497

2021 Washington NIBRS Submission Agencies

WOODINVILLE PD

King County

Population: 12,800
Months Reported: 12

Offense Overview

Offense Total 719
of Cleared Offense 80
Percent Cleared 11.1%

Group A Arrest Overview

Arrest Total 61
Adult Arrest Total 52
Juvenile Arrest Total 9

Group A Offenses	Reported 2020	Reported 2021	% of Change	Crime Rate per 1,000	Total Arrests	DV Offense Totals
Murder	0	0		0.0	0	0
Manslaughter	0	0		0.0	0	0
Rape	5	7	40.0%	0.5	0	1
Sodomy	0	0		0.0	0	0
Sexual Assault w/Object	0	0		0.0	0	0
Fondling	2	2	0.0%	0.2	1	0
Aggravated Assault	5	5	0.0%	0.4	1	3
Simple Assault	41	42	2.4%	3.3	20	22
Intimidation	16	11	-31.3%	0.9	1	3
Kidnapping	0	1		0.1	0	0
Incest	0	10		0.8	0	0
Statutory Rape	0	0		0.0	0	0
Human Trafficking Offenses	0	0		0.0	2	0
Violation of No Contact/Protect.	4	4	0.0%	0.3	2	4
Robbery	4	4	0.0%	0.3	0	0
Burglary	48	71	47.9%	5.5	0	0
Larceny-Theft Offenses	325	336	3.4%	26.3	21	0
Motor Vehicle Theft	25	38	52.0%	3.0	0	1
Arson	1	1	0.0%	0.1	0	0
Destruction of Property	88	104	18.2%	8.1	3	2
Counterfeiting/Forgery	3	4	33.3%	0.3	0	0
Fraud Offenses	179	58	-67.6%	4.5	0	0
Embezzlement	0	1		0.1	0	0
Extortion/Blackmail	3	1	-66.7%	0.1	0	0
Bribery	0	0		0.0	0	0
Stolen Property Offenses	4	1	-75.0%	0.1	0	0
Animal Cruelty	1	2	100.0%	0.2	0	0
Drug/Narcotic Violations	5	1	-80.0%	0.1	2	0
Drug Equipment Violations	1	0	-100.0%	0.0	0	0
Gambling Offenses	0	0		0.0	0	0
Pornography	0	2		0.2	0	0
Prostitution Offenses	3	12	300.0%	0.9	8	0
Weapon Law Violations	0	1		0.1	0	0
Grand Total	763	719	-5.8%	56.2	61	36

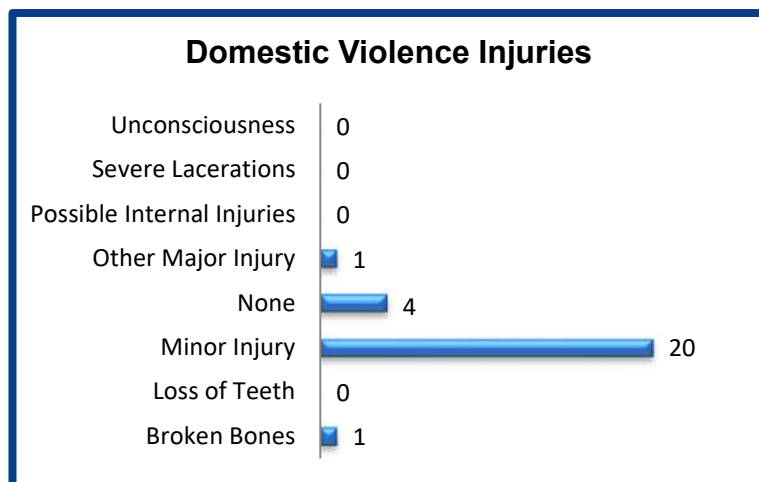
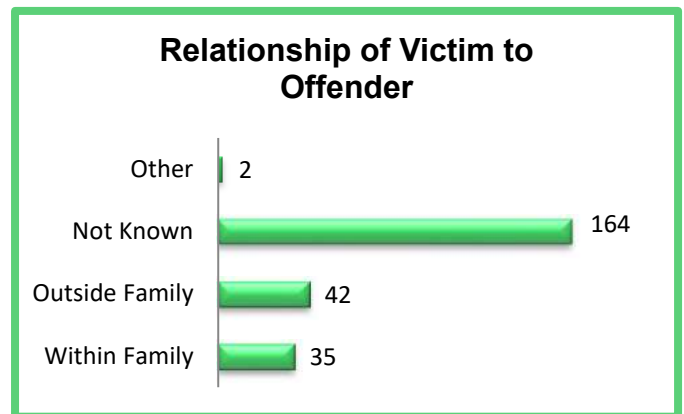
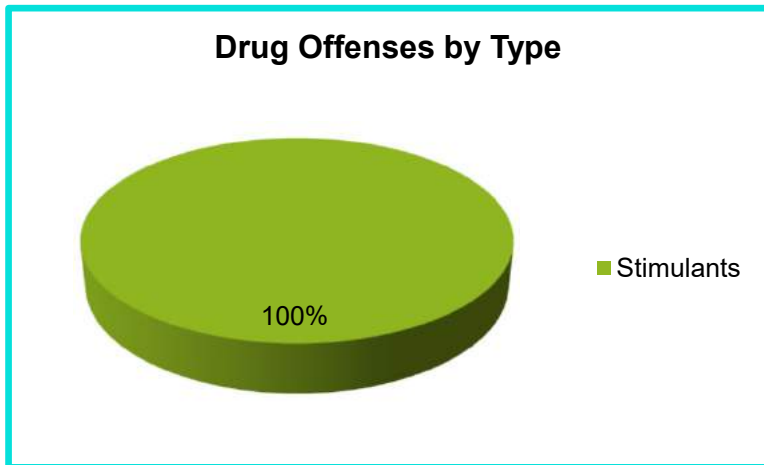
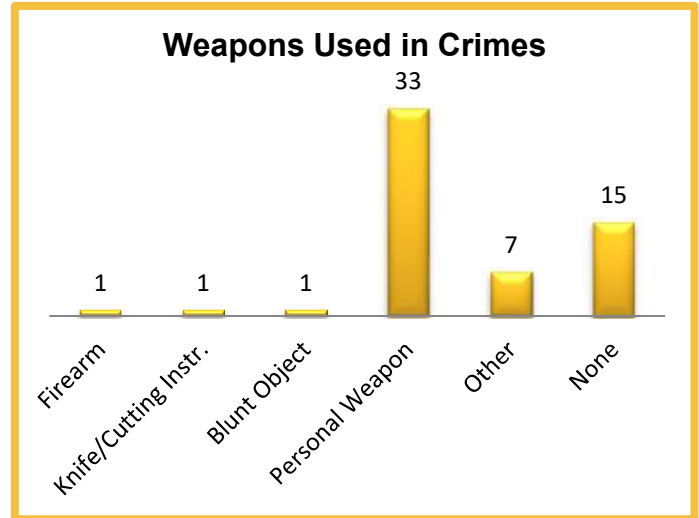
2021 Washington NIBRS Submission Agencies

WOODINVILLE PD

Continued

2021 Group B Arrests

Offense	Adult	Juvenile
Bad Checks	0	0
Curfew/Vagrancy	0	0
Disorderly Conduct	0	0
Drunkenness	0	0
DUI	11	0
Family Offenses	0	0
Liquor Law Violations	0	0
Peeping Tom	0	0
Trespass	1	0
All Other Offenses	9	0
Total	21	0



2021 Property Values by Type

Type	Value
Seized	\$100
Burned	\$1
Counterfeited/Forged	\$1,001
Destroyed/Damaged	\$72,558
Recovered	\$85,147
Stolen	\$860,614
Total	\$1,019,421

2021 Washington NIBRS Submission Agencies

YARROW POINT PD

King County

Population: 1,030
Months Reported: 11

Offense Overview

Offense Total 46
of Cleared Offense 1
Percent Cleared 2.2%

Group A Arrest Overview

Arrest Total 1
Adult Arrest Total 1
Juvenile Arrest Total 0

Group A Offenses	Reported 2020	Reported 2021	% of Change*	Crime Rate per 1,000	Total Arrests	DV Offense Totals
Murder	0	0		0.0	0	0
Manslaughter	0	0		0.0	0	0
Rape	0	0		0.0	0	0
Sodomy	0	0		0.0	0	0
Sexual Assault w/Object	0	0		0.0	0	0
Fondling	0	0		0.0	0	0
Aggravated Assault	0	1		1.0	1	1
Simple Assault	2	0		0.0	0	0
Intimidation	1	0		0.0	0	0
Kidnapping	0	0		0.0	0	0
Incest	0	0		0.0	0	0
Statutory Rape	0	0		0.0	0	0
Human Trafficking Offenses	0	0		0.0	0	0
Violation of No Contact/Protect.	0	3		2.9	0	3
Robbery	0	0		0.0	0	0
Burglary	4	5		4.9	0	0
Larceny-Theft Offenses	14	19		18.4	0	0
Motor Vehicle Theft	0	1		1.0	0	0
Arson	0	0		0.0	0	0
Destruction of Property	11	8		7.8	0	0
Counterfeiting/Forgery	0	1		1.0	0	0
Fraud Offenses	0	8		7.8	0	0
Embezzlement	0	0		0.0	0	0
Extortion/Blackmail	0	0		0.0	0	0
Bribery	0	0		0.0	0	0
Stolen Property Offenses	0	0		0.0	0	0
Animal Cruelty	0	0		0.0	0	0
Drug/Narcotic Violations	0	0		0.0	0	0
Drug Equipment Violations	0	0		0.0	0	0
Gambling Offenses	0	0		0.0	0	0
Pornography	0	0		0.0	0	0
Prostitution Offenses	0	0		0.0	0	0
Weapon Law Violations	0	0		0.0	0	0
Grand Total	32	46		44.7	1	4

* Please see #10 in the NIBRS Individual Agency Page Table Legend on page 88

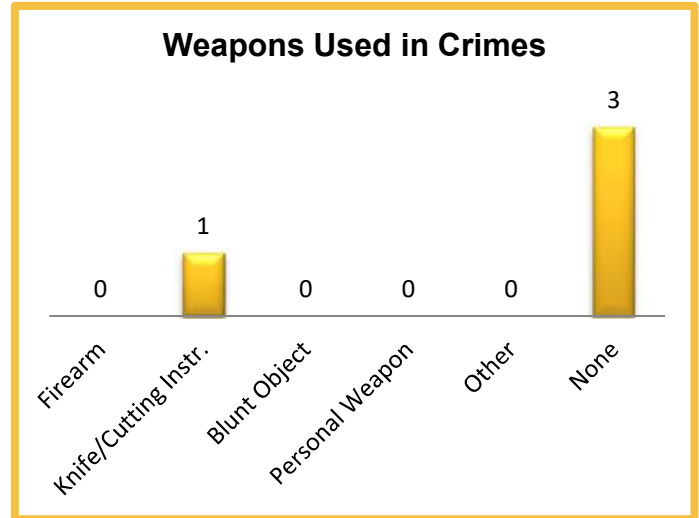
2021 Washington NIBRS Submission Agencies

YARROW POINT PD

Continued

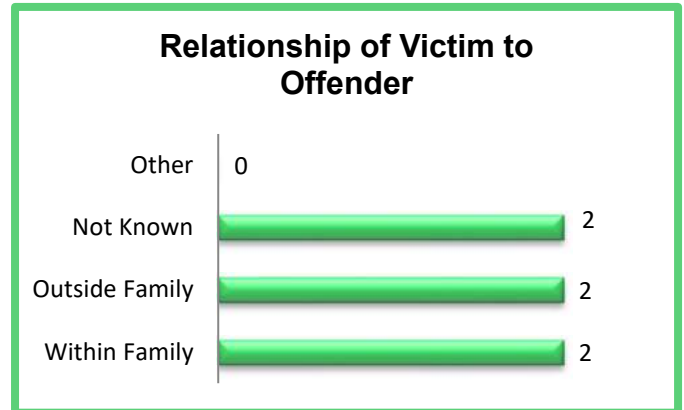
2021 Group B Arrests

Offense	Adult	Juvenile
Bad Checks	0	0
Curfew/Vagrancy	0	0
Disorderly Conduct	0	0
Drunkenness	0	0
DUI	0	0
Family Offenses	0	0
Liquor Law Violations	0	0
Peeping Tom	0	0
Trespass	0	0
All Other Offenses	0	0
Total	0	0



Drug Offenses by Type

**No Drug Offenses by Type
Reported**



Domestic Violence Injuries

Unconsciousness	0
Severe Lacerations	1
Possible Internal Injuries	0
Other Major Injury	0
None	0
Minor Injury	0
Loss of Teeth	0
Broken Bones	0

2021 Property Values by Type

Type	Value
Seized	\$0
Burned	\$0
Counterfeited/Forged	\$21,400
Destroyed/Damaged	\$638
Recovered	\$0
Stolen	\$3,229
Total	\$25,267

2021 Washington NIBRS Submission Agencies

KITSAP SO

Kitsap County

Population: 180,760
Months Reported: 12

Offense Overview

Offense Total 6,908
of Cleared Offense 933
Percent Cleared 13.5%

Group A Arrest Overview

Arrest Total 789
Adult Arrest Total 735
Juvenile Arrest Total 54

Group A Offenses	Reported 2020	Reported 2021	% of Change	Crime Rate per 1,000	Total Arrests	DV Offense Totals
Murder	4	4	0.0%	0.0	7	2
Manslaughter	0	0		0.0	0	0
Rape	98	82	-16.3%	0.5	9	12
Sodomy	4	2	-50.0%	0.0	0	0
Sexual Assault w/Object	0	0		0.0	0	0
Fondling	36	98	172.2%	0.5	2	28
Aggravated Assault	236	340	44.1%	1.9	116	139
Simple Assault	974	952	-2.3%	5.3	273	369
Intimidation	379	426	12.4%	2.4	41	72
Kidnapping	7	18	157.1%	0.1	2	3
Incest	3	1	-66.7%	0.0	0	1
Statutory Rape	9	10	11.1%	0.1	0	1
Human Trafficking Offenses	0	1		0.0	0	1
Violation of No Contact/Protect.	339	368	8.6%	2.0	83	91
Robbery	24	41	70.8%	0.2	18	4
Burglary	490	622	26.9%	3.4	76	9
Larceny-Theft Offenses	1,832	2,085	13.8%	11.5	54	32
Motor Vehicle Theft	241	407	68.9%	2.3	18	8
Arson	16	20	25.0%	0.1	2	1
Destruction of Property	574	715	24.6%	4.0	23	43
Counterfeiting/Forgery	104	68	-34.6%	0.4	0	0
Fraud Offenses	940	309	-67.1%	1.7	7	1
Embezzlement	4	0	-100.0%	0.0	0	0
Extortion/Blackmail	18	26	44.4%	0.1	0	0
Bribery	0	0		0.0	0	0
Stolen Property Offenses	59	81	37.3%	0.4	35	0
Animal Cruelty	7	6	-14.3%	0.0	0	0
Drug/Narcotic Violations	206	88	-57.3%	0.5	13	0
Drug Equipment Violations	37	6	-83.8%	0.0	4	0
Gambling Offenses	0	0		0.0	0	0
Pornography	13	14	7.7%	0.1	0	0
Prostitution Offenses	2	2	0.0%	0.0	0	0
Weapon Law Violations	87	116	33.3%	0.6	6	0
Grand Total	6,743	6,908	2.4%	38.2	789	817

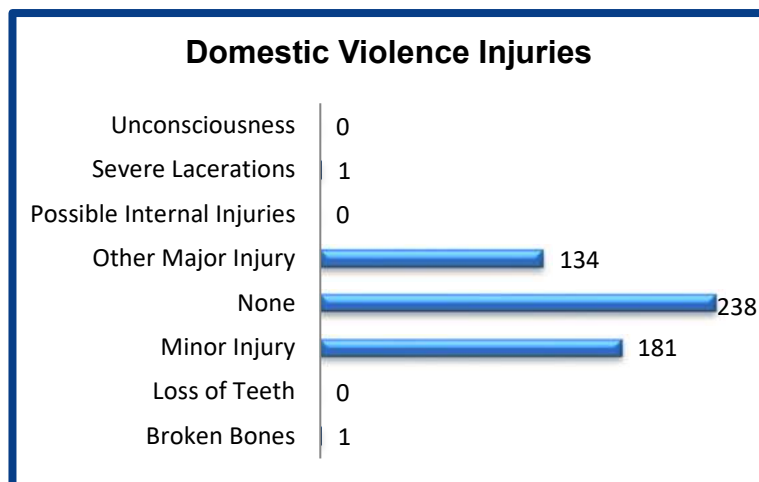
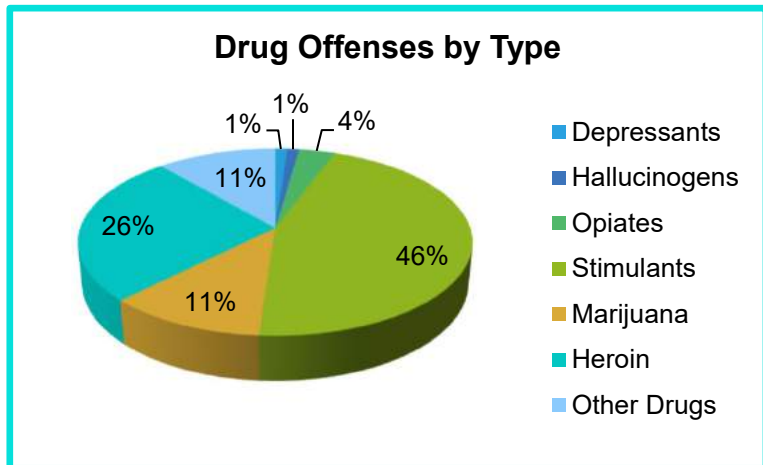
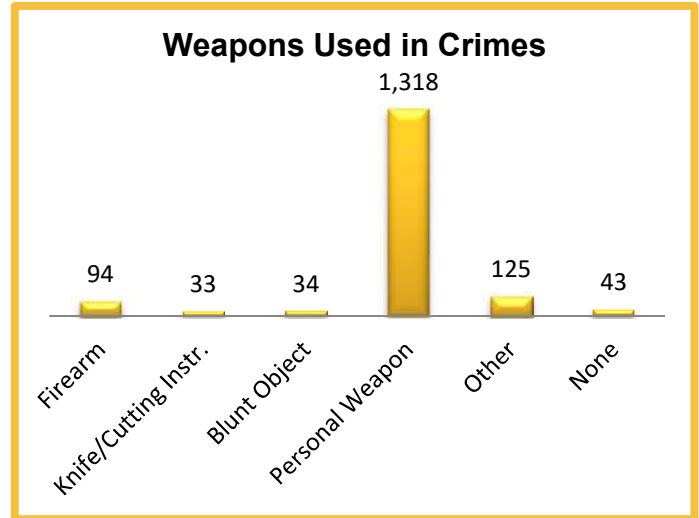
2021 Washington NIBRS Submission Agencies

KITSAP SO

Continued

2021 Group B Arrests

Offense	Adult	Juvenile
Bad Checks	1	0
Curfew/Vagrancy	0	0
Disorderly Conduct	4	0
Drunkenness	12	0
DUI	272	2
Family Offenses	7	0
Liquor Law Violations	0	1
Peeping Tom	1	0
Trespass	44	0
All Other Offenses	116	0
Total	457	3



2021 Property Values by Type

Type	Value
Seized	\$2
Burned	\$28
Counterfeited/Forged	\$203,751
Destroyed/Damaged	\$482,297
Recovered	\$145,978
Stolen	\$6,468,855
Total	\$7,300,911

2021 Washington NIBRS Submission Agencies

BAINBRIDGE ISLAND PD

Kitsap County

Population: 25,360
Months Reported: 12

Offense Overview

Offense Total 470
of Cleared Offense 51
Percent Cleared 10.9%

Group A Arrest Overview

Arrest Total 33
Adult Arrest Total 33
Juvenile Arrest Total 0

Group A Offenses	Reported 2020	Reported 2021	% of Change	Crime Rate per 1,000	Total Arrests	DV Offense Totals
Murder	0	0		0.0	0	0
Manslaughter	0	0		0.0	0	0
Rape	4	6	50.0%	0.2	0	0
Sodomy	0	0		0.0	0	0
Sexual Assault w/Object	0	0		0.0	0	0
Fondling	2	0	-100.0%	0.0	0	0
Aggravated Assault	11	5	-54.5%	0.2	2	1
Simple Assault	53	41	-22.6%	1.6	12	4
Intimidation	17	12	-29.4%	0.5	2	0
Kidnapping	0	0		0.0	0	0
Incest	0	0		0.0	0	0
Statutory Rape	0	0		0.0	0	0
Human Trafficking Offenses	0	0		0.0	0	0
Violation of No Contact/Protect.	10	11	10.0%	0.4	2	0
Robbery	1	3	200.0%	0.1	0	0
Burglary	32	56	75.0%	2.2	1	1
Larceny-Theft Offenses	219	178	-18.7%	7.0	5	0
Motor Vehicle Theft	13	11	-15.4%	0.4	1	0
Arson	0	0		0.0	0	0
Destruction of Property	74	68	-8.1%	2.7	3	0
Counterfeiting/Forgery	8	6	-25.0%	0.2	0	0
Fraud Offenses	374	58	-84.5%	2.3	0	0
Embezzlement	0	0		0.0	0	0
Extortion/Blackmail	2	5	150.0%	0.2	0	0
Bribery	0	0		0.0	0	0
Stolen Property Offenses	3	2	-33.3%	0.1	0	0
Animal Cruelty	3	0	-100.0%	0.0	0	0
Drug/Narcotic Violations	3	2	-33.3%	0.1	2	0
Drug Equipment Violations	3	1	-66.7%	0.0	0	0
Gambling Offenses	0	0		0.0	0	0
Pornography	1	0	-100.0%	0.0	0	0
Prostitution Offenses	2	0	-100.0%	0.0	0	0
Weapon Law Violations	3	5	66.7%	0.2	3	0
Grand Total	838	470	-43.9%	18.5	33	6

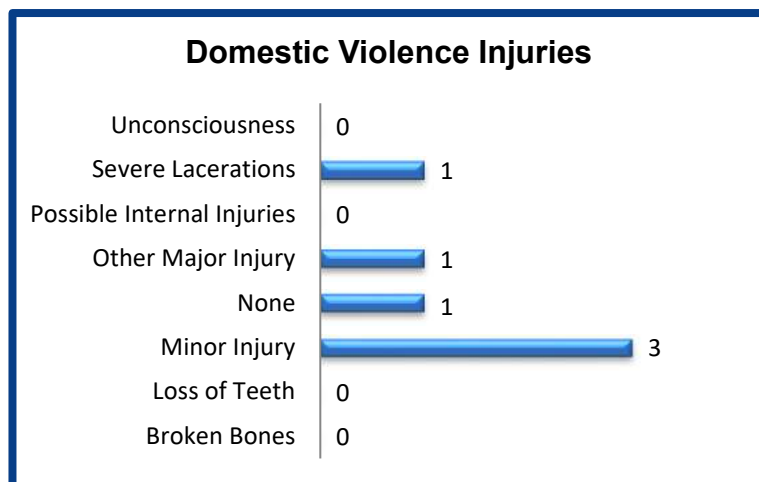
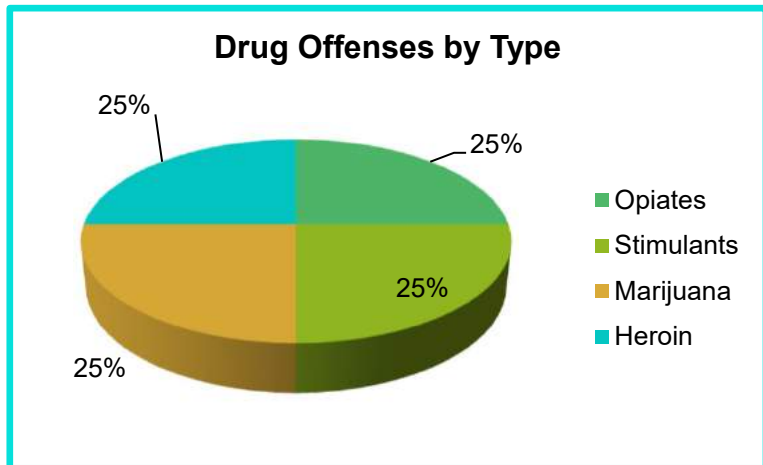
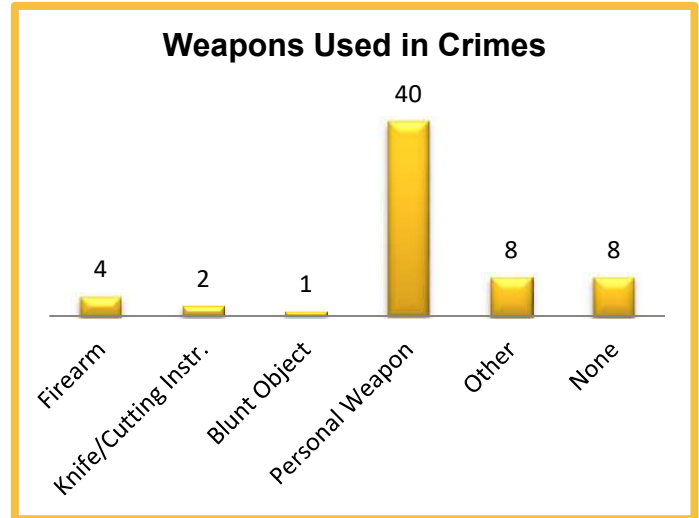
2021 Washington NIBRS Submission Agencies

BAINBRIDGE ISLAND PD

Continued

2021 Group B Arrests

Offense	Adult	Juvenile
Bad Checks	0	0
Curfew/Vagrancy	0	0
Disorderly Conduct	0	0
Drunkenness	1	0
DUI	15	0
Family Offenses	1	0
Liquor Law Violations	0	0
Peeping Tom	0	0
Trespass	5	0
All Other Offenses	1	0
Total	23	0



2021 Property Values by Type

Type	Value
Seized	\$6
Burned	\$0
Counterfeited/Forged	\$18,082
Destroyed/Damaged	\$78,389
Recovered	\$33,914
Stolen	\$500,364
Total	\$630,755

2021 Washington NIBRS Submission Agencies

BREMERTON PD

Kitsap County

Population: 42,560
Months Reported: 12

Offense Overview

Offense Total 3,777
of Cleared Offense 951
Percent Cleared 25.2%

Group A Arrest Overview

Arrest Total 726
Adult Arrest Total 699
Juvenile Arrest Total 27

Group A Offenses	Reported 2020	Reported 2021	% of Change	Crime Rate per 1,000	Total Arrests	DV Offense Totals
Murder	1	3	200.0%	0.1	4	1
Manslaughter	0	0		0.0	0	0
Rape	16	33	106.3%	0.8	4	2
Sodomy	2	0	-100.0%	0.0	0	0
Sexual Assault w/Object	0	0		0.0	0	0
Fondling	10	11	10.0%	0.3	1	0
Aggravated Assault	105	106	1.0%	2.5	80	23
Simple Assault	583	567	-2.7%	13.3	192	222
Intimidation	271	305	12.5%	7.2	40	10
Kidnapping	4	4	0.0%	0.1	2	0
Incest	2	1	-50.0%	0.0	1	0
Statutory Rape	0	3		0.1	1	0
Human Trafficking Offenses	0	0		0.0	0	0
Violation of No Contact/Protect.	215	234	8.8%	5.5	91	4
Robbery	24	22	-8.3%	0.5	10	1
Burglary	235	256	8.9%	6.0	39	2
Larceny-Theft Offenses	990	979	-1.1%	23.0	83	3
Motor Vehicle Theft	181	244	34.8%	5.7	11	1
Arson	5	4	-20.0%	0.1	0	0
Destruction of Property	471	584	24.0%	13.7	55	24
Counterfeiting/Forgery	60	45	-25.0%	1.1	1	0
Fraud Offenses	210	101	-51.9%	2.4	7	0
Embezzlement	0	1		0.0	0	0
Extortion/Blackmail	6	2	-66.7%	0.0	0	0
Bribery	1	0	-100.0%	0.0	0	0
Stolen Property Offenses	70	65	-7.1%	1.5	25	1
Animal Cruelty	3	0	-100.0%	0.0	0	0
Drug/Narcotic Violations	344	76	-77.9%	1.8	39	0
Drug Equipment Violations	276	55	-80.1%	1.3	22	0
Gambling Offenses	0	0		0.0	0	0
Pornography	4	8	100.0%	0.2	0	0
Prostitution Offenses	3	1	-66.7%	0.0	0	0
Weapon Law Violations	70	67	-4.3%	1.6	18	0
Grand Total	4,162	3,777	-9.3%	88.7	726	294

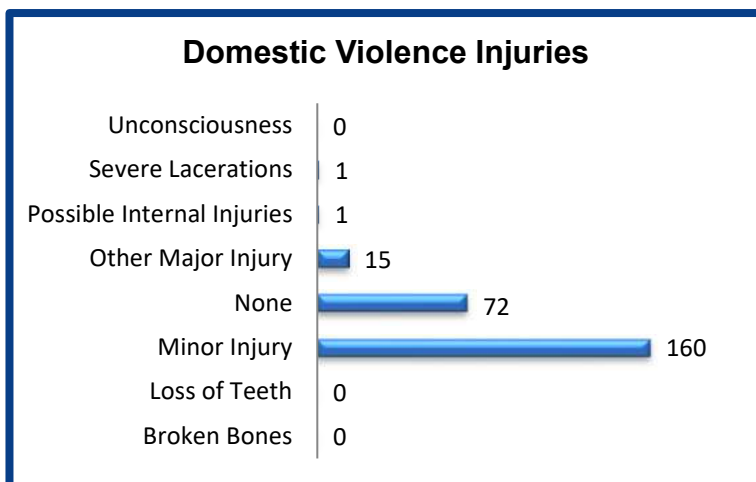
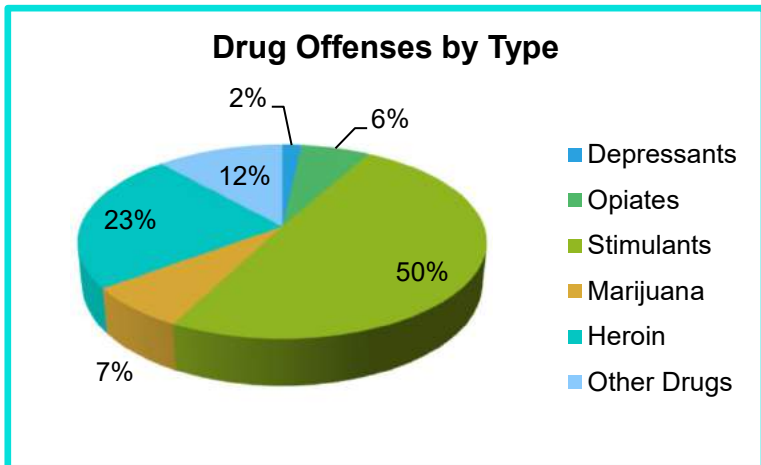
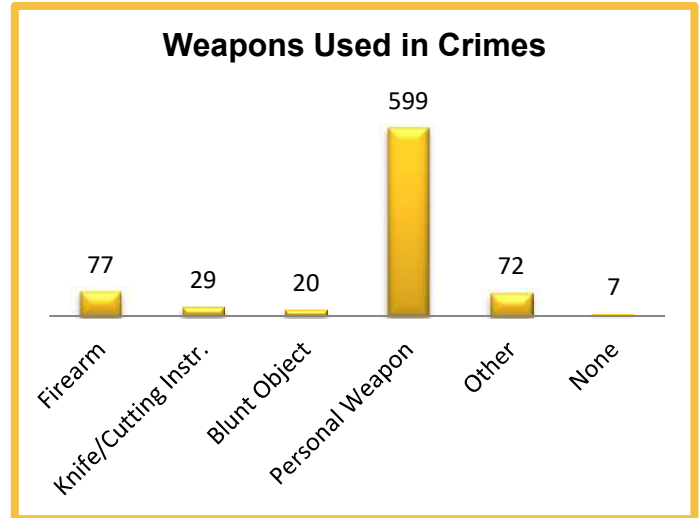
2021 Washington NIBRS Submission Agencies

BREMERTON PD

Continued

2021 Group B Arrests

Offense	Adult	Juvenile
Bad Checks	0	0
Curfew/Vagrancy	0	0
Disorderly Conduct	19	0
Drunkenness	3	0
DUI	114	0
Family Offenses	3	0
Liquor Law Violations	3	2
Peeping Tom	0	0
Trespass	130	5
All Other Offenses	108	2
Total	380	9



2021 Property Values by Type

Type	Value
Seized	\$7,155
Burned	\$4
Counterfeited/Forged	\$30,317
Destroyed/Damaged	\$557,502
Recovered	\$983,052
Stolen	\$3,242,498
Total	\$4,820,528

2021 Washington NIBRS Submission Agencies

PORT ORCHARD PD

Kitsap County

Population: 15,260
Months Reported: 12

Offense Overview

Offense Total 1,423
of Cleared Offense 232
Percent Cleared 16.3%

Group A Arrest Overview

Arrest Total 202
Adult Arrest Total 188
Juvenile Arrest Total 14

Group A Offenses	Reported 2020	Reported 2021	% of Change	Crime Rate per 1,000	Total Arrests	DV Offense Totals
Murder	0	0		0.0	0	0
Manslaughter	0	1		0.1	0	0
Rape	8	8	0.0%	0.5	2	0
Sodomy	1	1	0.0%	0.1	0	0
Sexual Assault w/Object	0	0		0.0	0	0
Fondling	2	14	600.0%	0.9	2	1
Aggravated Assault	44	44	0.0%	2.9	20	9
Simple Assault	157	191	21.7%	12.5	51	80
Intimidation	69	70	1.4%	4.6	9	3
Kidnapping	2	1	-50.0%	0.1	1	0
Incest	0	0		0.0	0	0
Statutory Rape	1	1	0.0%	0.1	0	0
Human Trafficking Offenses	0	0		0.0	0	0
Violation of No Contact/Protect.	55	67	21.8%	4.4	14	15
Robbery	8	14	75.0%	0.9	6	0
Burglary	104	108	3.8%	7.1	13	0
Larceny-Theft Offenses	421	490	16.4%	32.1	55	3
Motor Vehicle Theft	69	128	85.5%	8.4	2	0
Arson	2	5	150.0%	0.3	0	0
Destruction of Property	144	189	31.3%	12.4	12	13
Counterfeiting/Forgery	52	28	-46.2%	1.8	2	0
Fraud Offenses	63	26	-58.7%	1.7	2	0
Embezzlement	0	0		0.0	0	0
Extortion/Blackmail	1	0	-100.0%	0.0	0	0
Bribery	0	0		0.0	0	0
Stolen Property Offenses	14	13	-7.1%	0.9	7	0
Animal Cruelty	1	2	100.0%	0.1	0	0
Drug/Narcotic Violations	49	16	-67.3%	1.0	2	0
Drug Equipment Violations	4	0	-100.0%	0.0	0	0
Gambling Offenses	0	0		0.0	0	0
Pornography	1	2	100.0%	0.1	0	0
Prostitution Offenses	0	0		0.0	0	0
Weapon Law Violations	13	4	-69.2%	0.3	2	0
Grand Total	1,285	1,423	10.7%	93.3	202	124

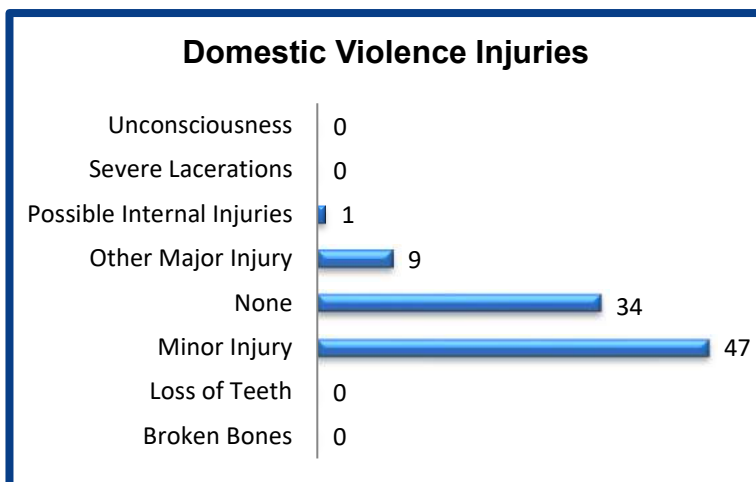
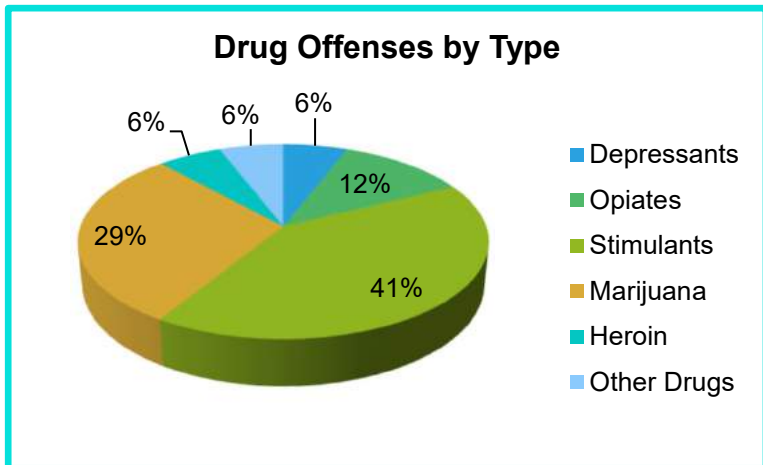
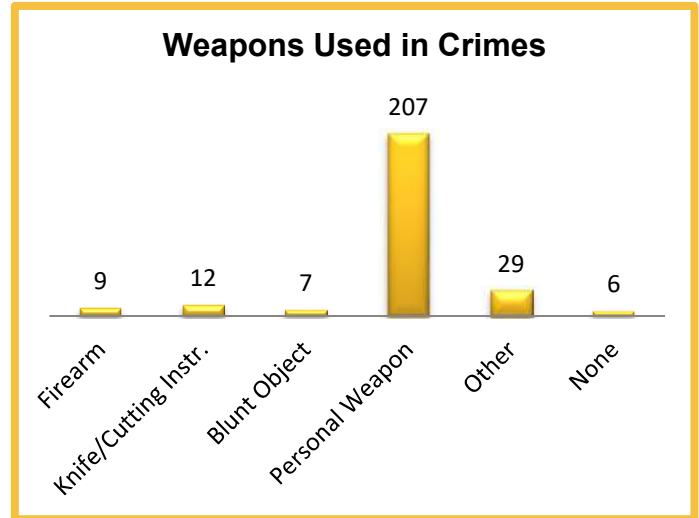
2021 Washington NIBRS Submission Agencies

PORT ORCHARD PD

Continued

2021 Group B Arrests

Offense	Adult	Juvenile
Bad Checks	1	0
Curfew/Vagrancy	0	0
Disorderly Conduct	1	0
Drunkenness	0	0
DUI	7	0
Family Offenses	2	1
Liquor Law Violations	0	0
Peeping Tom	0	0
Trespass	14	1
All Other Offenses	13	0
Total	38	2



2021 Property Values by Type

Type	Value
Seized	\$5
Burned	\$3,259
Counterfeited/Forged	\$20,592
Destroyed/Damaged	\$235,386
Recovered	\$559,504
Stolen	\$1,597,962
Total	\$2,416,708

2021 Washington NIBRS Submission Agencies

POULSBO PD

Kitsap County

Population: 11,660
Months Reported: 12

Offense Overview

Offense Total 441
of Cleared Offense 54
Percent Cleared 12.2%

Group A Arrest Overview

Arrest Total 47
Adult Arrest Total 45
Juvenile Arrest Total 2

Group A Offenses	Reported 2020	Reported 2021	% of Change	Crime Rate per 1,000	Total Arrests	DV Offense Totals
Murder	0	0		0.0	0	0
Manslaughter	0	0		0.0	0	0
Rape	3	6	100.0%	0.5	2	0
Sodomy	0	1		0.1	0	0
Sexual Assault w/Object	0	0		0.0	0	0
Fondling	2	8	300.0%	0.7	0	1
Aggravated Assault	6	17	183.3%	1.5	5	5
Simple Assault	54	36	-33.3%	3.1	16	7
Intimidation	30	19	-36.7%	1.6	2	0
Kidnapping	0	0		0.0	0	0
Incest	0	0		0.0	0	0
Statutory Rape	0	1		0.1	0	0
Human Trafficking Offenses	0	0		0.0	0	0
Violation of No Contact/Protect.	11	6	-45.5%	0.5	1	0
Robbery	1	4	300.0%	0.3	3	0
Burglary	35	28	-20.0%	2.4	1	0
Larceny-Theft Offenses	176	188	6.8%	16.1	10	0
Motor Vehicle Theft	20	32	60.0%	2.7	1	0
Arson	2	2	0.0%	0.2	0	0
Destruction of Property	62	55	-11.3%	4.7	2	1
Counterfeiting/Forgery	13	5	-61.5%	0.4	2	0
Fraud Offenses	154	21	-86.4%	1.8	1	0
Embezzlement	0	1		0.1	0	0
Extortion/Blackmail	1	1	0.0%	0.1	0	0
Bribery	0	0		0.0	0	0
Stolen Property Offenses	4	4	0.0%	0.3	1	0
Animal Cruelty	0	0		0.0	0	0
Drug/Narcotic Violations	19	2	-89.5%	0.2	0	0
Drug Equipment Violations	3	1	-66.7%	0.1	0	0
Gambling Offenses	0	0		0.0	0	0
Pornography	0	0		0.0	0	0
Prostitution Offenses	0	0		0.0	0	0
Weapon Law Violations	4	3	-25.0%	0.3	0	0
Grand Total	600	441	-26.5%	37.8	47	14

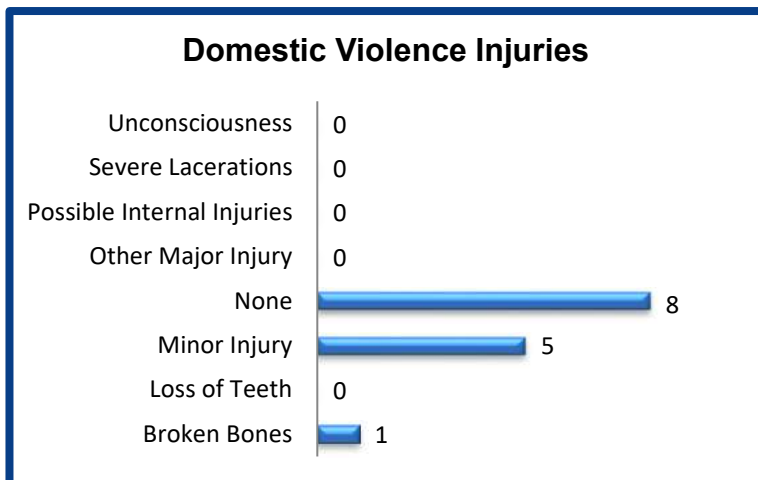
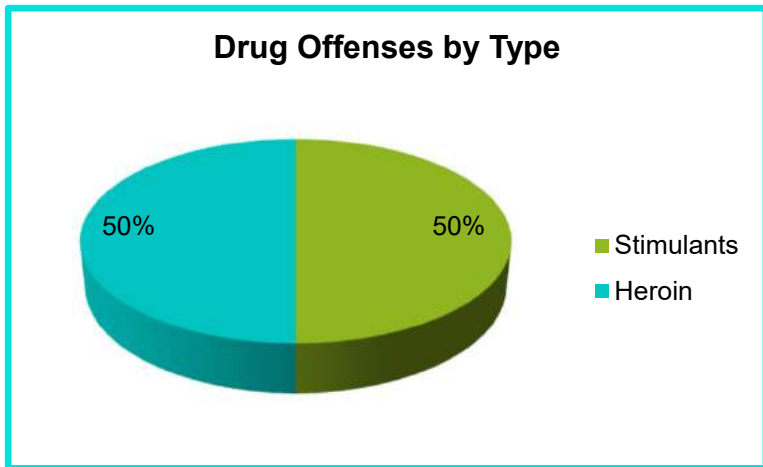
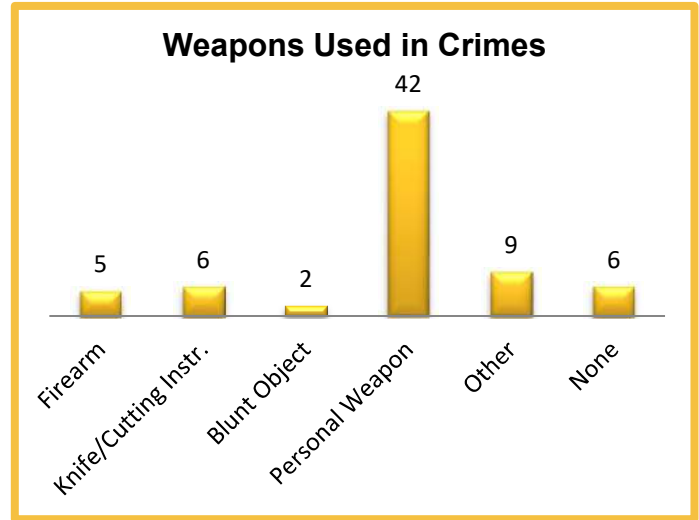
2021 Washington NIBRS Submission Agencies

POULSBO PD

Continued

2021 Group B Arrests

Offense	Adult	Juvenile
Bad Checks	0	0
Curfew/Vagrancy	0	0
Disorderly Conduct	0	0
Drunkenness	0	0
DUI	9	0
Family Offenses	1	0
Liquor Law Violations	0	0
Peeping Tom	0	0
Trespass	1	0
All Other Offenses	4	0
Total	15	0



2021 Property Values by Type

Type	Value
Seized	\$1
Burned	\$2
Counterfeited/Forged	\$2
Destroyed/Damaged	\$53,210
Recovered	\$128,945
Stolen	\$1,230,523
Total	\$1,412,683

2021 Washington NIBRS Submission Agencies

KITTITAS SO

Kittitas County

Population: 22,820
Months Reported: 12

Offense Overview

Offense Total 570
of Cleared Offense 56
Percent Cleared 9.8%

Group A Arrest Overview

Arrest Total 48
Adult Arrest Total 48
Juvenile Arrest Total 0

Group A Offenses	Reported 2020	Reported 2021	% of Change	Crime Rate per 1,000	Total Arrests	DV Offense Totals
Murder	3	0	-100.0%	0.0	0	0
Manslaughter	0	0		0.0	0	0
Rape	6	4	-33.3%	0.2	0	3
Sodomy	0	0		0.0	0	0
Sexual Assault w/Object	0	0		0.0	0	0
Fondling	3	3	0.0%	0.1	0	2
Aggravated Assault	18	7	-61.1%	0.3	3	4
Simple Assault	70	57	-18.6%	2.5	19	30
Intimidation	1	1	0.0%	0.0	0	0
Kidnapping	0	0		0.0	0	0
Incest	0	0		0.0	0	0
Statutory Rape	1	1	0.0%	0.0	0	0
Human Trafficking Offenses	0	0		0.0	0	0
Violation of No Contact/Protect.	21	44	109.5%	1.9	8	14
Robbery	1	2	100.0%	0.1	0	0
Burglary	67	48	-28.4%	2.1	8	1
Larceny-Theft Offenses	166	152	-8.4%	6.7	4	0
Motor Vehicle Theft	34	36	5.9%	1.6	0	1
Arson	5	0	-100.0%	0.0	0	0
Destruction of Property	114	125	9.6%	5.5	1	7
Counterfeiting/Forgery	0	1		0.0	0	0
Fraud Offenses	25	50	100.0%	2.2	0	0
Embezzlement	0	0		0.0	0	0
Extortion/Blackmail	1	2	100.0%	0.1	0	0
Bribery	0	0		0.0	0	0
Stolen Property Offenses	4	6	50.0%	0.3	3	0
Animal Cruelty	2	1	-50.0%	0.0	1	0
Drug/Narcotic Violations	13	3	-76.9%	0.1	0	0
Drug Equipment Violations	10	5	-50.0%	0.2	1	0
Gambling Offenses	0	0		0.0	0	0
Pornography	1	1	0.0%	0.0	0	0
Prostitution Offenses	0	0		0.0	0	0
Weapon Law Violations	15	21	40.0%	0.9	0	0
Grand Total	581	570	-1.9%	25.0	48	62

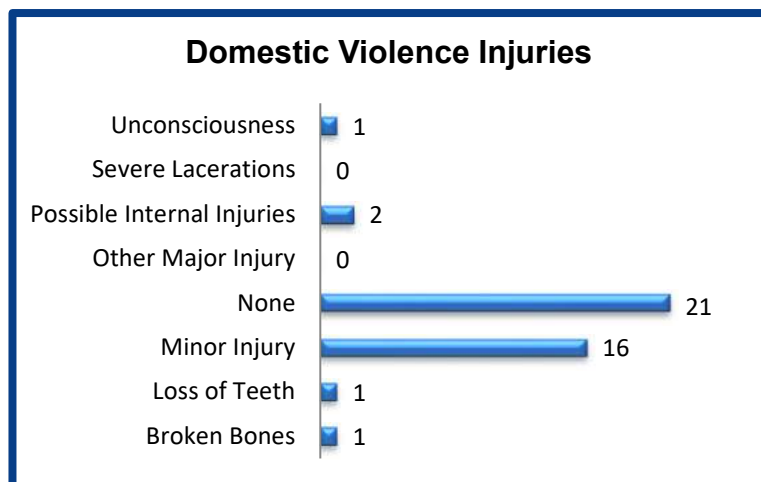
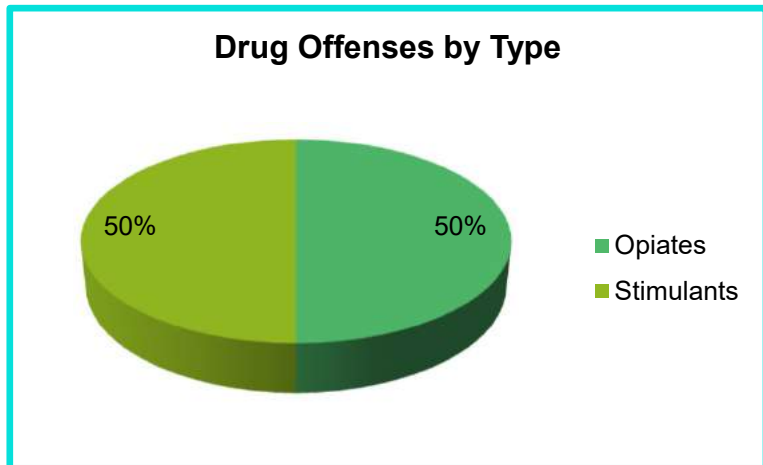
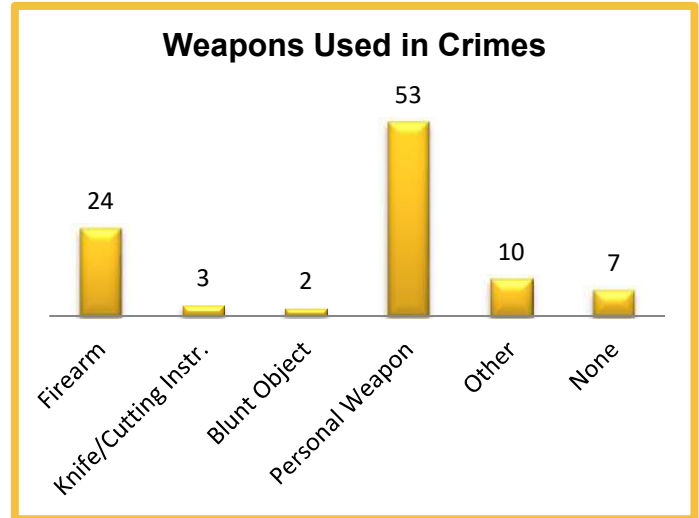
2021 Washington NIBRS Submission Agencies

KITTITAS SO

Continued

2021 Group B Arrests

Offense	Adult	Juvenile
Bad Checks	0	0
Curfew/Vagrancy	0	0
Disorderly Conduct	1	0
Drunkenness	0	0
DUI	40	1
Family Offenses	0	0
Liquor Law Violations	0	0
Peeping Tom	0	0
Trespass	1	0
All Other Offenses	7	0
Total	49	1



2021 Property Values by Type

Type	Value
Seized	\$9
Burned	\$0
Counterfeited/Forged	\$12,000
Destroyed/Damaged	\$309,540
Recovered	\$67,390
Stolen	\$1,108,195
Total	\$1,497,134

2021 Washington NIBRS Submission Agencies

CENTRAL WA UNIVERSITY PD

Kittitas County

Population: 0
Months Reported: 12

Offense Overview

Offense Total 184
of Cleared Offense 14
Percent Cleared 7.6%

Group A Arrest Overview

Arrest Total 16
Adult Arrest Total 16
Juvenile Arrest Total 0

Group A Offenses	Reported 2020	Reported 2021	% of Change	Crime Rate per 1,000	Total Arrests	DV Offense Totals
Murder	0	0		0.0	0	0
Manslaughter	0	0		0.0	0	0
Rape	1	1	0.0%	0.0	0	0
Sodomy	0	0		0.0	0	0
Sexual Assault w/Object	0	0		0.0	0	0
Fondling	2	0	-100.0%	0.0	0	0
Aggravated Assault	1	1	0.0%	0.0	2	0
Simple Assault	2	1	-50.0%	0.0	0	0
Intimidation	0	0		0.0	0	0
Kidnapping	0	0		0.0	0	0
Incest	0	0		0.0	0	0
Statutory Rape	0	0		0.0	0	0
Human Trafficking Offenses	0	0		0.0	0	0
Violation of No Contact/Protect.	0	0		0.0	0	0
Robbery	0	0		0.0	0	0
Burglary	3	2	-33.3%	0.0	0	0
Larceny-Theft Offenses	51	85	66.7%	0.0	3	0
Motor Vehicle Theft	0	3		0.0	0	0
Arson	0	0		0.0	0	0
Destruction of Property	51	76	49.0%	0.0	1	0
Counterfeiting/Forgery	0	0		0.0	0	0
Fraud Offenses	3	6	100.0%	0.0	0	0
Embezzlement	0	0		0.0	0	0
Extortion/Blackmail	0	0		0.0	0	0
Bribery	0	0		0.0	0	0
Stolen Property Offenses	0	0		0.0	0	0
Animal Cruelty	0	0		0.0	0	0
Drug/Narcotic Violations	29	9	-69.0%	0.0	10	0
Drug Equipment Violations	0	0		0.0	0	0
Gambling Offenses	0	0		0.0	0	0
Pornography	0	0		0.0	0	0
Prostitution Offenses	0	0		0.0	0	0
Weapon Law Violations	0	0		0.0	0	0
Grand Total	143	184	28.7%	0.0	16	0

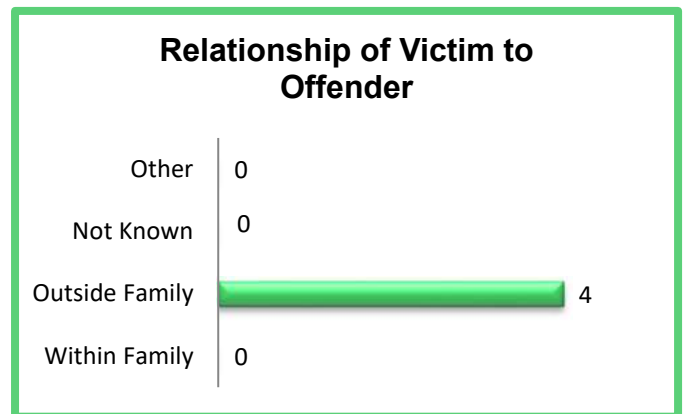
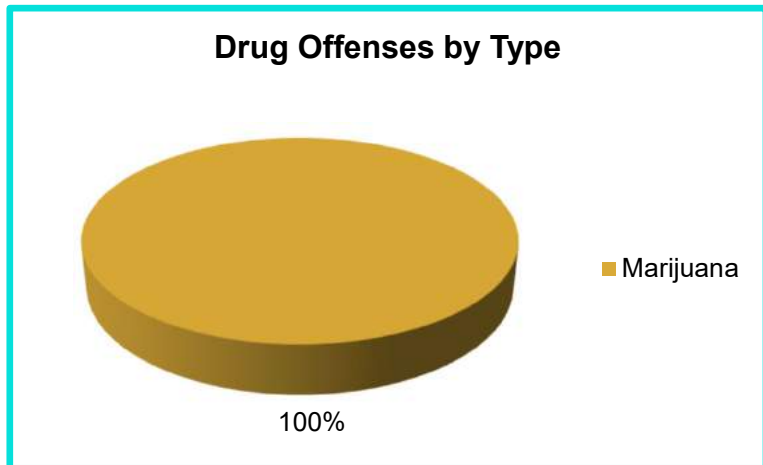
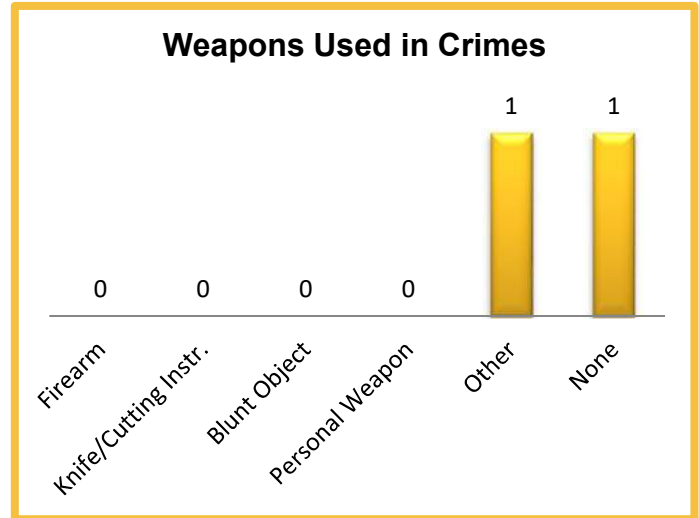
2021 Washington NIBRS Submission Agencies

CENTRAL WA UNIVERSITY PD

Continued

2021 Group B Arrests

Offense	Adult	Juvenile
Bad Checks	0	0
Curfew/Vagrancy	0	0
Disorderly Conduct	0	0
Drunkenness	0	0
DUI	1	0
Family Offenses	0	0
Liquor Law Violations	3	0
Peeping Tom	0	0
Trespass	0	0
All Other Offenses	0	0
Total	4	0



Domestic Violence Injuries

**No Domestic Violence
Injuries Reported**

2021 Property Values by Type

Type	Value
Seized	\$0
Burned	\$0
Counterfeited/Forged	\$0
Destroyed/Damaged	\$6,012
Recovered	\$10,000
Stolen	\$87,527
Total	\$103,539

2021 Washington NIBRS Submission Agencies

CLE ELUM PD

Kittitas County

Population: 3,530
Months Reported: 12

Offense Overview

Offense Total 230
of Cleared Offense 49
Percent Cleared 21.3%

Group A Arrest Overview

Arrest Total 39
Adult Arrest Total 39
Juvenile Arrest Total 0

Group A Offenses	Reported 2020	Reported 2021	% of Change	Crime Rate per 1,000	Total Arrests	DV Offense Totals
Murder	0	0		0.0	0	0
Manslaughter	0	0		0.0	0	0
Rape	1	2	100.0%	0.6	0	1
Sodomy	0	0		0.0	0	0
Sexual Assault w/Object	0	0		0.0	0	0
Fondling	0	2		0.6	0	1
Aggravated Assault	5	3	-40.0%	0.8	1	0
Simple Assault	31	25	-19.4%	7.1	13	16
Intimidation	1	0	-100.0%	0.0	0	0
Kidnapping	1	0	-100.0%	0.0	0	0
Incest	0	0		0.0	0	0
Statutory Rape	0	0		0.0	0	0
Human Trafficking Offenses	0	0		0.0	0	0
Violation of No Contact/Protect.	6	16	166.7%	4.5	8	8
Robbery	1	1	0.0%	0.3	1	0
Burglary	30	19	-36.7%	5.4	1	0
Larceny-Theft Offenses	82	80	-2.4%	22.7	8	0
Motor Vehicle Theft	13	13	0.0%	3.7	2	0
Arson	0	0		0.0	0	0
Destruction of Property	53	38	-28.3%	10.8	0	1
Counterfeiting/Forgery	2	7	250.0%	2.0	1	0
Fraud Offenses	17	16	-5.9%	4.5	0	0
Embezzlement	0	0		0.0	0	0
Extortion/Blackmail	1	0	-100.0%	0.0	0	0
Bribery	0	0		0.0	0	0
Stolen Property Offenses	2	1	-50.0%	0.3	0	0
Animal Cruelty	1	1	0.0%	0.3	1	0
Drug/Narcotic Violations	2	1	-50.0%	0.3	1	0
Drug Equipment Violations	2	0	-100.0%	0.0	0	0
Gambling Offenses	0	0		0.0	0	0
Pornography	0	1		0.3	0	0
Prostitution Offenses	0	0		0.0	0	0
Weapon Law Violations	4	4	0.0%	1.1	2	0
Grand Total	255	230	-9.8%	65.2	39	27

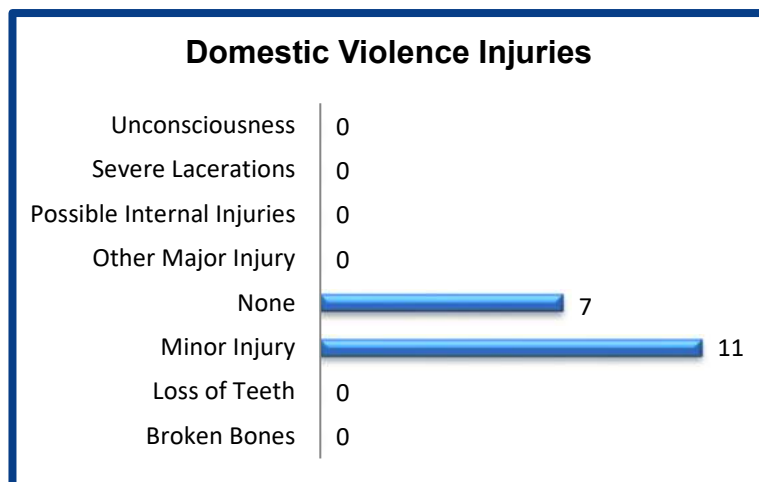
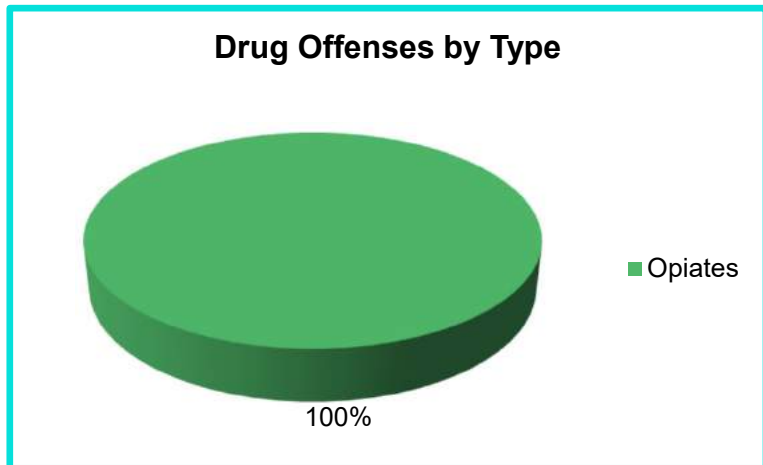
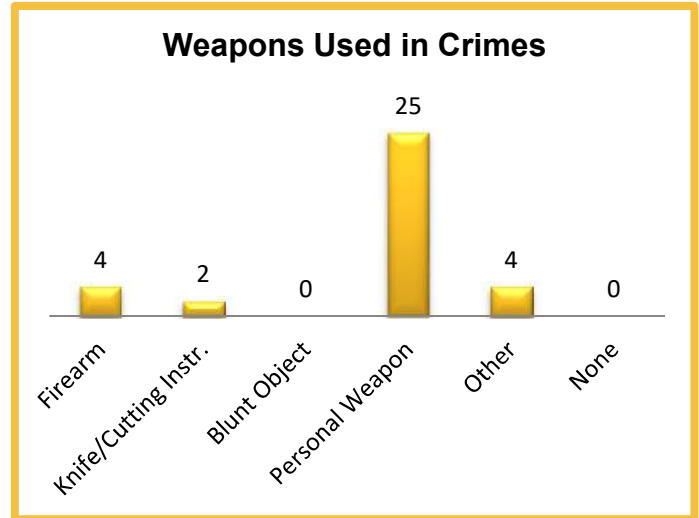
2021 Washington NIBRS Submission Agencies

CLE ELUM PD

Continued

2021 Group B Arrests

Offense	Adult	Juvenile
Bad Checks	0	0
Curfew/Vagrancy	0	0
Disorderly Conduct	0	0
Drunkenness	0	0
DUI	11	0
Family Offenses	0	0
Liquor Law Violations	0	0
Peeping Tom	0	0
Trespass	2	0
All Other Offenses	3	0
Total	16	0



2021 Property Values by Type

Type	Value
Seized	\$0
Burned	\$0
Counterfeited/Forged	\$516
Destroyed/Damaged	\$89,174
Recovered	\$109,661
Stolen	\$589,192
Total	\$788,543

2021 Washington NIBRS Submission Agencies

ELLENSBURG PD

Kittitas County

Population: 19,510
Months Reported: 12

Offense Overview

Offense Total 1,526
of Cleared Offense 480
Percent Cleared 31.5%

Group A Arrest Overview

Arrest Total 437
Adult Arrest Total 392
Juvenile Arrest Total 45

Group A Offenses	Reported 2020	Reported 2021	% of Change	Crime Rate per 1,000	Total Arrests	DV Offense Totals
Murder	3	0	-100.0%	0.0	0	0
Manslaughter	0	6		0.3	3	0
Rape	10	10	0.0%	0.5	2	3
Sodomy	1	0	-100.0%	0.0	0	0
Sexual Assault w/Object	0	0		0.0	0	0
Fondling	11	8	-27.3%	0.4	3	4
Aggravated Assault	35	31	-11.4%	1.6	20	8
Simple Assault	168	179	6.5%	9.2	111	93
Intimidation	9	7	-22.2%	0.4	8	4
Kidnapping	1	1	0.0%	0.1	0	0
Incest	0	0		0.0	0	0
Statutory Rape	0	1		0.1	0	0
Human Trafficking Offenses	0	0		0.0	0	0
Violation of No Contact/Protect.	62	69	11.3%	3.5	51	50
Robbery	7	8	14.3%	0.4	2	0
Burglary	90	95	5.6%	4.9	25	3
Larceny-Theft Offenses	495	515	4.0%	26.4	94	5
Motor Vehicle Theft	25	41	64.0%	2.1	7	4
Arson	1	2	100.0%	0.1	0	0
Destruction of Property	337	323	-4.2%	16.6	32	10
Counterfeiting/Forgery	28	17	-39.3%	0.9	1	1
Fraud Offenses	101	74	-26.7%	3.8	3	2
Embezzlement	3	3	0.0%	0.2	1	0
Extortion/Blackmail	4	6	50.0%	0.3	2	0
Bribery	0	0		0.0	0	0
Stolen Property Offenses	18	23	27.8%	1.2	24	1
Animal Cruelty	0	2		0.1	3	0
Drug/Narcotic Violations	99	46	-53.5%	2.4	27	0
Drug Equipment Violations	26	20	-23.1%	1.0	4	0
Gambling Offenses	0	0		0.0	0	0
Pornography	4	1	-75.0%	0.1	0	0
Prostitution Offenses	2	0	-100.0%	0.0	0	0
Weapon Law Violations	28	38	35.7%	1.9	14	0
Grand Total	1,568	1,526	-2.7%	78.2	437	188

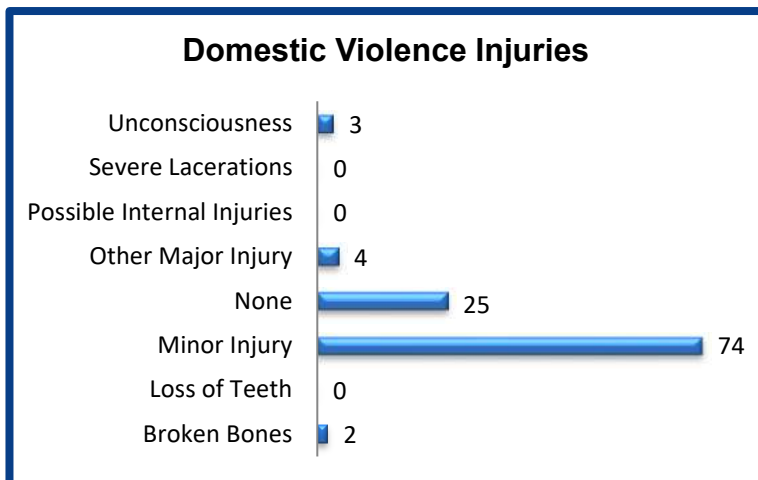
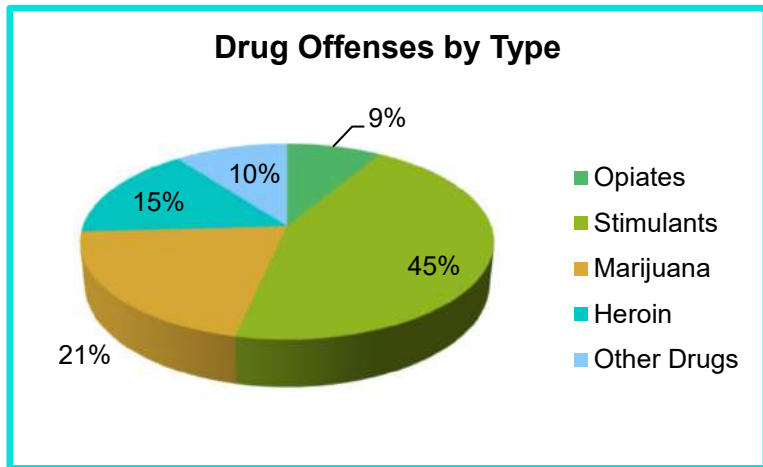
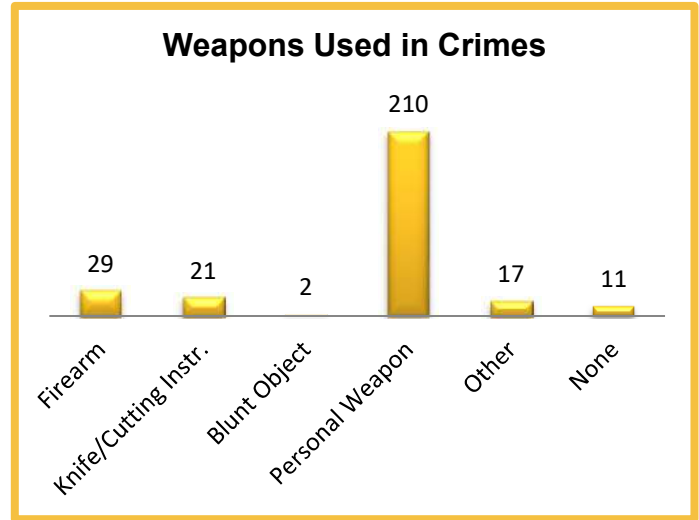
2021 Washington NIBRS Submission Agencies

ELLENSBURG PD

Continued

2021 Group B Arrests

Offense	Adult	Juvenile
Bad Checks	2	0
Curfew/Vagrancy	0	0
Disorderly Conduct	16	4
Drunkenness	0	0
DUI	36	0
Family Offenses	0	0
Liquor Law Violations	16	12
Peeping Tom	0	0
Trespass	46	2
All Other Offenses	51	5
Total	167	23



2021 Property Values by Type

Type	Value
Seized	\$439
Burned	\$230
Counterfeited/Forged	\$18,843
Destroyed/Damaged	\$222,856
Recovered	\$325,535
Stolen	\$1,106,483
Total	\$1,674,386

2021 Washington NIBRS Submission Agencies

Klickitat SO

Klickitat County

Population: 16,095
Months Reported: 12

Offense Overview

Offense Total 104
of Cleared Offense 6
Percent Cleared 5.8%

Group A Arrest Overview

Arrest Total 1
Adult Arrest Total 1
Juvenile Arrest Total 0

Group A Offenses	Reported 2020	Reported 2021	% of Change	Crime Rate per 1,000	Total Arrests	DV Offense Totals
Murder	0	1		0.1	0	0
Manslaughter	0	0		0.0	0	0
Rape	1	0	-100.0%	0.0	0	0
Sodomy	0	0		0.0	0	0
Sexual Assault w/Object	0	0		0.0	0	0
Fondling	8	5	-37.5%	0.3	0	2
Aggravated Assault	2	1	-50.0%	0.1	0	1
Simple Assault	26	37	42.3%	2.3	0	27
Intimidation	0	0		0.0	0	0
Kidnapping	0	1		0.1	0	1
Incest	0	0		0.0	0	0
Statutory Rape	0	0		0.0	0	0
Human Trafficking Offenses	0	0		0.0	0	0
Violation of No Contact/Protect.	8	13	62.5%	0.8	0	9
Robbery	0	0		0.0	0	0
Burglary	42	33	-21.4%	2.1	0	0
Larceny-Theft Offenses	10	1	-90.0%	0.1	0	0
Motor Vehicle Theft	6	4	-33.3%	0.2	0	0
Arson	0	1		0.1	0	0
Destruction of Property	7	3	-57.1%	0.2	0	0
Counterfeiting/Forgery	0	0		0.0	0	0
Fraud Offenses	2	1	-50.0%	0.1	0	0
Embezzlement	0	0		0.0	0	0
Extortion/Blackmail	0	0		0.0	0	0
Bribery	0	0		0.0	0	0
Stolen Property Offenses	0	1		0.1	0	0
Animal Cruelty	0	0		0.0	0	0
Drug/Narcotic Violations	5	0	-100.0%	0.0	0	0
Drug Equipment Violations	0	0		0.0	0	0
Gambling Offenses	0	0		0.0	0	0
Pornography	0	0		0.0	0	0
Prostitution Offenses	0	0		0.0	0	0
Weapon Law Violations	5	2	-60.0%	0.1	1	0
Grand Total	122	104	-14.8%	6.5	1	40

2021 Washington NIBRS Submission Agencies

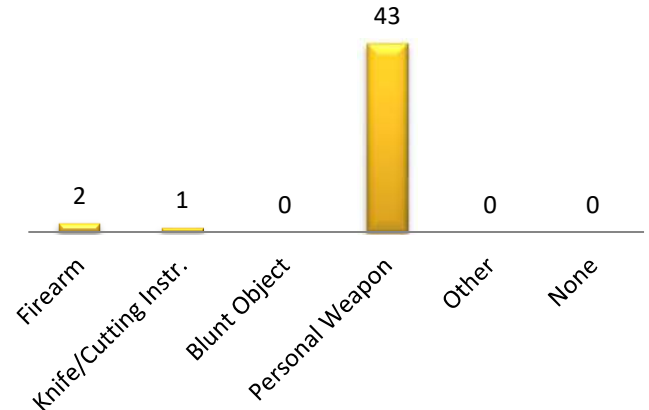
KLICKITAT SO

Continued

2021 Group B Arrests

Offense	Adult	Juvenile
Bad Checks	0	0
Curfew/Vagrancy	0	0
Disorderly Conduct	2	0
Drunkenness	5	0
DUI	21	0
Family Offenses	27	0
Liquor Law Violations	0	0
Peeping Tom	0	0
Trespass	16	0
All Other Offenses	11	0
Total	82	0

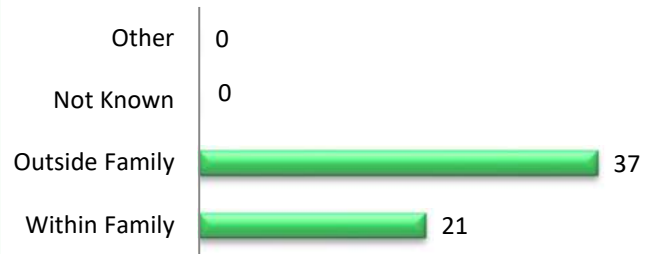
Weapons Used in Crimes



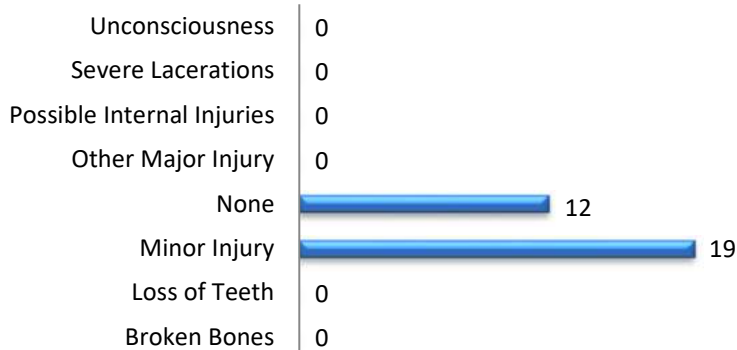
Drug Offenses by Type

**No Drug Offenses by Type
Reported**

Relationship of Victim to Offender



Domestic Violence Injuries



2021 Property Values by Type

Type	Value
Seized	\$0
Burned	\$500
Counterfeited/Forged	\$0
Destroyed/Damaged	\$3,900
Recovered	\$1,500
Stolen	\$20,764
Total	\$26,664

2021 Washington NIBRS Submission Agencies

BINGEN PD

Klickitat County

Population: 755
Months Reported: 12

Offense Overview

Offense Total 31
of Cleared Offense 9
Percent Cleared 29.0%

Group A Arrest Overview

Arrest Total 8
Adult Arrest Total 7
Juvenile Arrest Total 1

Group A Offenses	Reported 2020	Reported 2021	% of Change	Crime Rate per 1,000	Total Arrests	DV Offense Totals
Murder	0	0		0.0	0	0
Manslaughter	0	0		0.0	0	0
Rape	0	0		0.0	0	0
Sodomy	0	0		0.0	0	0
Sexual Assault w/Object	0	0		0.0	0	0
Fondling	0	0		0.0	0	0
Aggravated Assault	1	0	-100.0%	0.0	0	0
Simple Assault	3	6	100.0%	7.9	5	5
Intimidation	0	1		1.3	0	0
Kidnapping	0	0		0.0	0	0
Incest	0	0		0.0	0	0
Statutory Rape	0	0		0.0	0	0
Human Trafficking Offenses	0	0		0.0	0	0
Violation of No Contact/Protect.	2	0	-100.0%	0.0	0	0
Robbery	0	1		1.3	0	0
Burglary	4	1	-75.0%	1.3	0	0
Larceny-Theft Offenses	23	5	-78.3%	6.6	0	0
Motor Vehicle Theft	1	0	-100.0%	0.0	0	0
Arson	0	0		0.0	0	0
Destruction of Property	13	14	7.7%	18.5	2	2
Counterfeiting/Forgery	1	1	0.0%	1.3	0	0
Fraud Offenses	2	1	-50.0%	1.3	0	0
Embezzlement	0	0		0.0	0	0
Extortion/Blackmail	0	0		0.0	0	0
Bribery	0	0		0.0	0	0
Stolen Property Offenses	0	1		1.3	1	0
Animal Cruelty	0	0		0.0	0	0
Drug/Narcotic Violations	0	0		0.0	0	0
Drug Equipment Violations	0	0		0.0	0	0
Gambling Offenses	0	0		0.0	0	0
Pornography	0	0		0.0	0	0
Prostitution Offenses	0	0		0.0	0	0
Weapon Law Violations	0	0		0.0	0	0
Grand Total	50	31	-38.0%	41.1	8	7

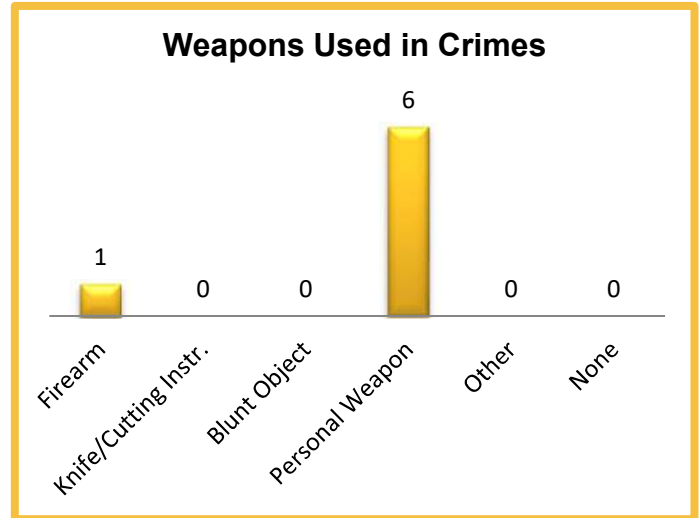
2021 Washington NIBRS Submission Agencies

BINGEN PD

Continued

2021 Group B Arrests

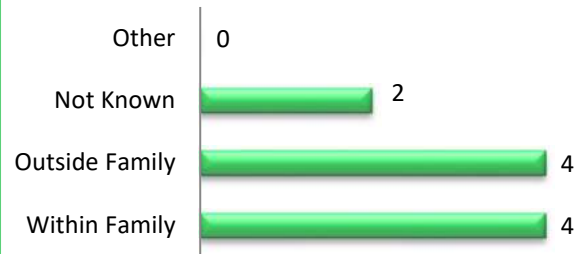
Offense	Adult	Juvenile
Bad Checks	0	0
Curfew/Vagrancy	0	0
Disorderly Conduct	0	0
Drunkenness	0	0
DUI	0	0
Family Offenses	0	0
Liquor Law Violations	0	0
Peeping Tom	0	0
Trespass	0	0
All Other Offenses	2	1
Total	2	1



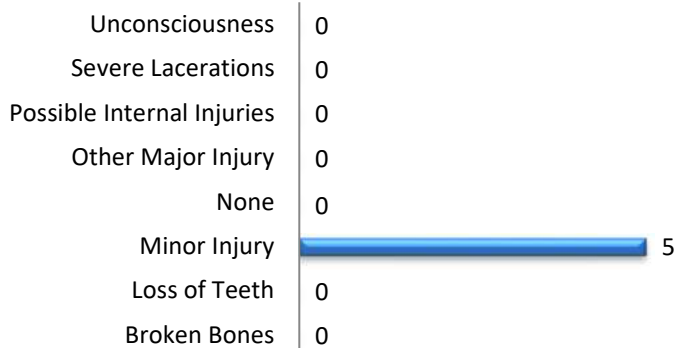
Drug Offenses by Type

**No Drug Offenses by Type
Reported**

Relationship of Victim to Offender



Domestic Violence Injuries



2021 Property Values by Type

Type	Value
Seized	\$0
Burned	\$0
Counterfeited/Forged	\$20
Destroyed/Damaged	\$9,994
Recovered	\$1
Stolen	\$13,026
Total	\$23,041

2021 Washington NIBRS Submission Agencies

GOLDENDALE PD

Klickitat County

Population: 3,580
Months Reported: 12

Offense Overview

Offense Total 232
of Cleared Offense 78
Percent Cleared 33.6%

Group A Arrest Overview

Arrest Total 71
Adult Arrest Total 60
Juvenile Arrest Total 11

Group A Offenses	Reported 2020	Reported 2021	% of Change	Crime Rate per 1,000	Total Arrests	DV Offense Totals
Murder	0	0		0.0	0	0
Manslaughter	0	0		0.0	0	0
Rape	2	0	-100.0%	0.0	0	0
Sodomy	0	0		0.0	0	0
Sexual Assault w/Object	0	0		0.0	0	0
Fondling	0	0		0.0	0	0
Aggravated Assault	5	8	60.0%	2.2	5	2
Simple Assault	27	35	29.6%	9.8	28	26
Intimidation	0	0		0.0	0	0
Kidnapping	0	0		0.0	0	0
Incest	0	0		0.0	0	0
Statutory Rape	0	0		0.0	0	0
Human Trafficking Offenses	0	0		0.0	0	0
Violation of No Contact/Protect.	9	16	77.8%	4.5	10	14
Robbery	0	2		0.6	2	1
Burglary	22	18	-18.2%	5.0	0	0
Larceny-Theft Offenses	67	92	37.3%	25.7	14	0
Motor Vehicle Theft	13	6	-53.8%	1.7	1	0
Arson	0	0		0.0	0	0
Destruction of Property	56	49	-12.5%	13.7	4	4
Counterfeiting/Forgery	0	1		0.3	0	0
Fraud Offenses	0	0		0.0	0	0
Embezzlement	0	0		0.0	0	0
Extortion/Blackmail	0	0		0.0	0	0
Bribery	0	0		0.0	0	0
Stolen Property Offenses	0	0		0.0	1	0
Animal Cruelty	0	0		0.0	0	0
Drug/Narcotic Violations	4	2	-50.0%	0.6	3	0
Drug Equipment Violations	0	1		0.3	1	0
Gambling Offenses	0	0		0.0	0	0
Pornography	0	0		0.0	0	0
Prostitution Offenses	0	0		0.0	0	0
Weapon Law Violations	2	2	0.0%	0.6	2	0
Grand Total	207	232	12.1%	64.8	71	47

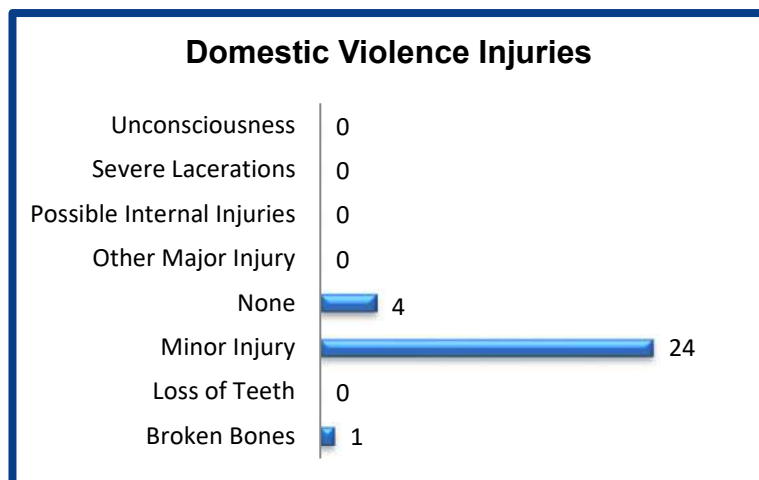
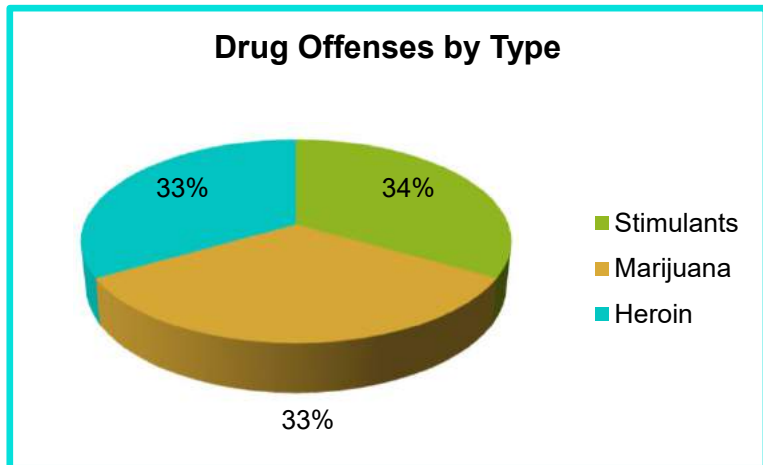
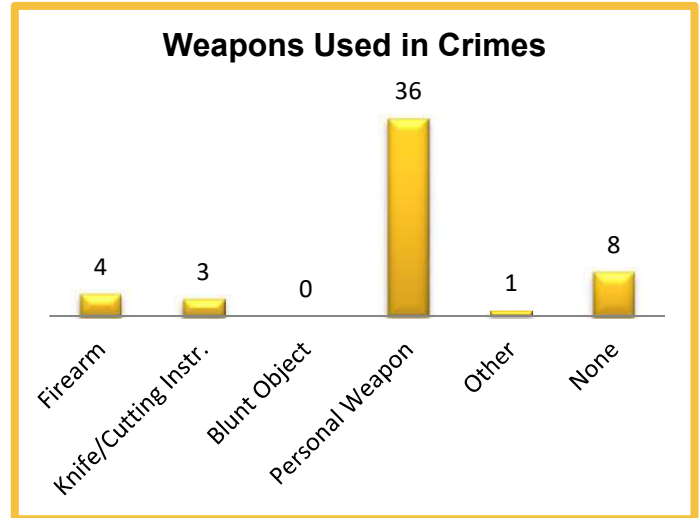
2021 Washington NIBRS Submission Agencies

GOLDENDALE PD

Continued

2021 Group B Arrests

Offense	Adult	Juvenile
Bad Checks	0	0
Curfew/Vagrancy	0	0
Disorderly Conduct	3	0
Drunkenness	0	0
DUI	7	0
Family Offenses	0	0
Liquor Law Violations	1	1
Peeping Tom	0	0
Trespass	14	0
All Other Offenses	8	0
Total	33	1



2021 Property Values by Type

Type	Value
Seized	\$20
Burned	\$0
Counterfeited/Forged	\$300
Destroyed/Damaged	\$39,914
Recovered	\$13,880
Stolen	\$262,457
Total	\$316,571

2021 Washington NIBRS Submission Agencies

WHITE SALMON PD

Klickitat County

Population: 2,720
Months Reported: 12

Offense Overview

Offense Total 73
of Cleared Offense 25
Percent Cleared 34.2%

Group A Arrest Overview

Arrest Total 23
Adult Arrest Total 23
Juvenile Arrest Total 0

Group A Offenses	Reported 2020	Reported 2021	% of Change	Crime Rate per 1,000	Total Arrests	DV Offense Totals
Murder	0	0		0.0	0	0
Manslaughter	0	0		0.0	0	0
Rape	0	0		0.0	0	0
Sodomy	0	0		0.0	0	0
Sexual Assault w/Object	1	0	-100.0%	0.0	0	0
Fondling	0	0		0.0	0	0
Aggravated Assault	0	2		0.7	1	1
Simple Assault	5	12	140.0%	4.4	10	7
Intimidation	0	0		0.0	0	0
Kidnapping	0	0		0.0	0	0
Incest	0	0		0.0	0	0
Statutory Rape	0	0		0.0	0	0
Human Trafficking Offenses	0	0		0.0	0	0
Violation of No Contact/Protect.	7	2	-71.4%	0.7	1	2
Robbery	1	0	-100.0%	0.0	0	0
Burglary	12	3	-75.0%	1.1	0	0
Larceny-Theft Offenses	52	34	-34.6%	12.5	10	0
Motor Vehicle Theft	4	0	-100.0%	0.0	0	0
Arson	0	0		0.0	0	0
Destruction of Property	20	15	-25.0%	5.5	0	1
Counterfeiting/Forgery	1	0	-100.0%	0.0	0	0
Fraud Offenses	5	3	-40.0%	1.1	0	0
Embezzlement	0	0		0.0	0	0
Extortion/Blackmail	0	0		0.0	0	0
Bribery	0	0		0.0	0	0
Stolen Property Offenses	0	0		0.0	1	0
Animal Cruelty	0	0		0.0	0	0
Drug/Narcotic Violations	1	1	0.0%	0.4	0	0
Drug Equipment Violations	0	0		0.0	0	0
Gambling Offenses	0	0		0.0	0	0
Pornography	0	1		0.4	0	0
Prostitution Offenses	0	0		0.0	0	0
Weapon Law Violations	1	0	-100.0%	0.0	0	0
Grand Total	110	73	-33.6%	26.8	23	11

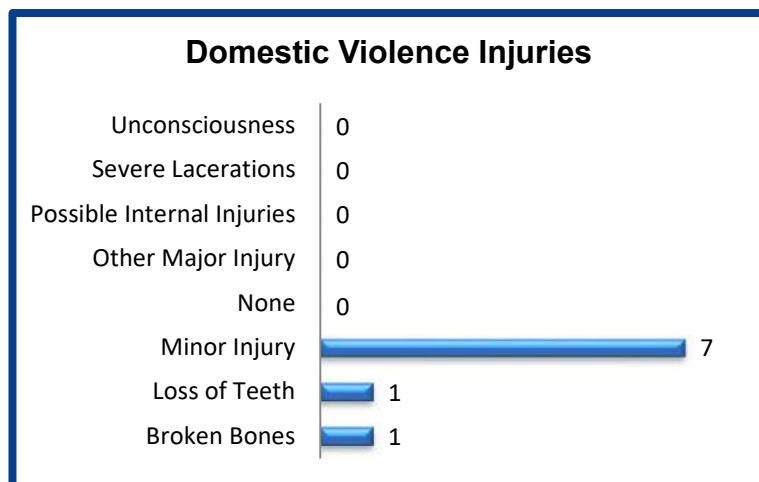
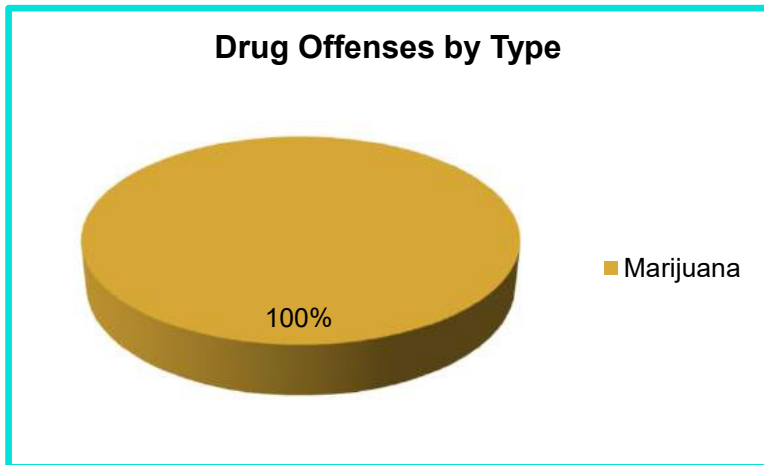
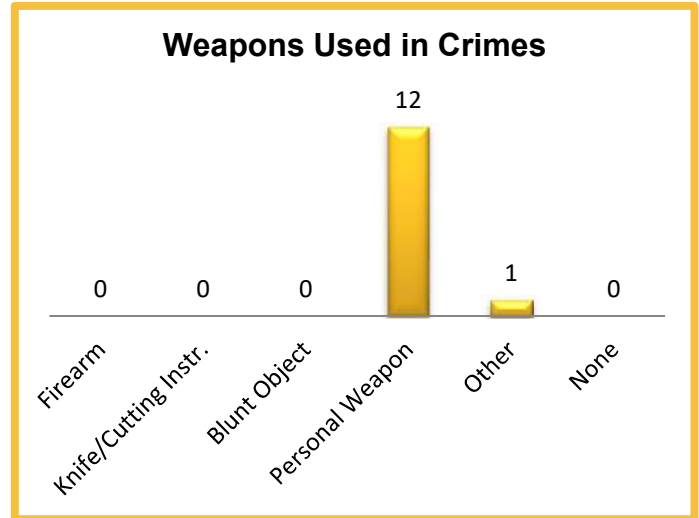
2021 Washington NIBRS Submission Agencies

WHITE SALMON PD

Continued

2021 Group B Arrests

Offense	Adult	Juvenile
Bad Checks	0	0
Curfew/Vagrancy	0	0
Disorderly Conduct	0	0
Drunkenness	0	0
DUI	1	0
Family Offenses	0	0
Liquor Law Violations	0	0
Peeping Tom	0	0
Trespass	2	0
All Other Offenses	4	0
Total	7	0



2021 Property Values by Type

Type	Value
Seized	\$0
Burned	\$0
Counterfeited/Forged	\$0
Destroyed/Damaged	\$3,532
Recovered	\$0
Stolen	\$35,189
Total	\$38,721

2021 Washington NIBRS Submission Agencies

LEWIS SO

Lewis County

Population: 49,255
Months Reported: 12

Offense Overview

Offense Total 1,664
of Cleared Offense 754
Percent Cleared 45.3%

Group A Arrest Overview

Arrest Total 611
Adult Arrest Total 552
Juvenile Arrest Total 59

Group A Offenses	Reported 2020	Reported 2021	% of Change	Crime Rate per 1,000	Total Arrests	DV Offense Totals
Murder	2	0	-100.0%	0.0	0	0
Manslaughter	2	0	-100.0%	0.0	0	0
Rape	16	24	50.0%	0.5	22	9
Sodomy	0	1		0.0	0	0
Sexual Assault w/Object	0	0		0.0	0	0
Fondling	13	20	53.8%	0.4	8	2
Aggravated Assault	50	61	22.0%	1.2	53	25
Simple Assault	194	204	5.2%	4.1	176	127
Intimidation	30	41	36.7%	0.8	14	12
Kidnapping	4	5	25.0%	0.1	6	5
Incest	0	1		0.0	2	0
Statutory Rape	1	1	0.0%	0.0	1	1
Human Trafficking Offenses	0	0		0.0	0	0
Violation of No Contact/Protect.	122	125	2.5%	2.5	78	87
Robbery	5	1	-80.0%	0.0	1	1
Burglary	140	231	65.0%	4.7	44	8
Larceny-Theft Offenses	237	387	63.3%	7.9	76	10
Motor Vehicle Theft	39	74	89.7%	1.5	18	4
Arson	2	3	50.0%	0.1	1	1
Destruction of Property	165	312	89.1%	6.3	32	36
Counterfeiting/Forgery	13	12	-7.7%	0.2	2	0
Fraud Offenses	37	47	27.0%	1.0	8	1
Embezzlement	0	1		0.0	0	0
Extortion/Blackmail	0	0		0.0	0	0
Bribery	0	0		0.0	0	0
Stolen Property Offenses	25	44	76.0%	0.9	27	4
Animal Cruelty	0	0		0.0	0	0
Drug/Narcotic Violations	96	25	-74.0%	0.5	23	0
Drug Equipment Violations	57	17	-70.2%	0.3	6	0
Gambling Offenses	0	0		0.0	0	0
Pornography	13	4	-69.2%	0.1	1	0
Prostitution Offenses	0	0		0.0	0	0
Weapon Law Violations	16	23	43.8%	0.5	12	0
Grand Total	1,279	1,664	30.1%	33.8	611	333

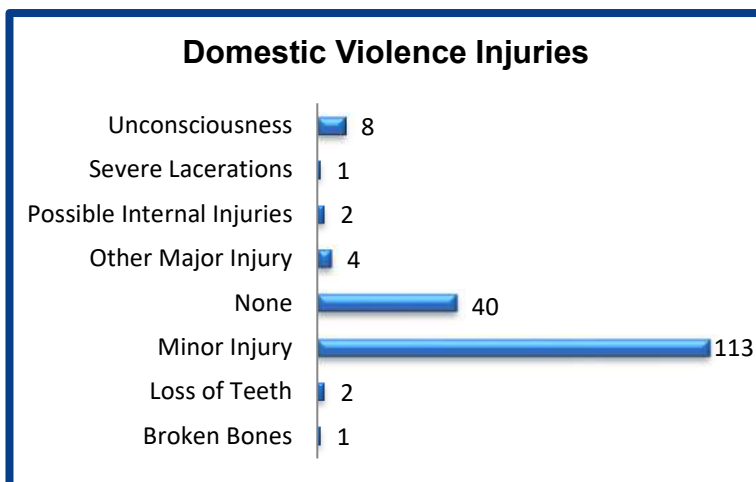
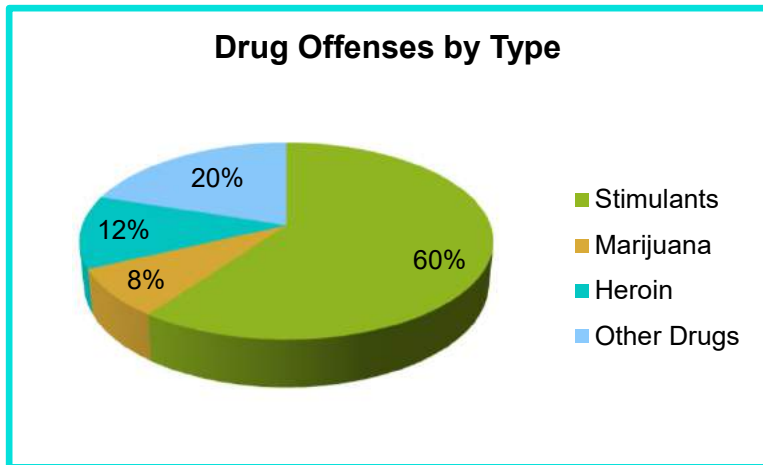
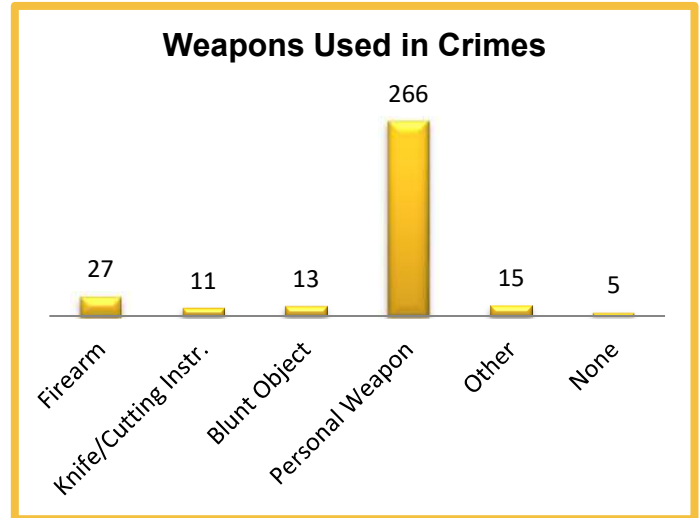
2021 Washington NIBRS Submission Agencies

LEWIS SO

Continued

2021 Group B Arrests

Offense	Adult	Juvenile
Bad Checks	0	0
Curfew/Vagrancy	0	0
Disorderly Conduct	3	0
Drunkenness	0	0
DUI	85	2
Family Offenses	0	0
Liquor Law Violations	1	0
Peeping Tom	0	0
Trespass	23	0
All Other Offenses	193	2
Total	305	4



2021 Property Values by Type

Type	Value
Seized	\$87
Burned	\$60,500
Counterfeited/Forged	\$125
Destroyed/Damaged	\$988,460
Recovered	\$362,496
Stolen	\$3,168,400
Total	\$4,580,068

2021 Washington NIBRS Submission Agencies

CENTRALIA PD

Lewis County

Population: 17,500
Months Reported: 12

Offense Overview

Offense Total 1,373
of Cleared Offense 598
Percent Cleared 43.6%

Group A Arrest Overview

Arrest Total 505
Adult Arrest Total 471
Juvenile Arrest Total 34

Group A Offenses	Reported 2020	Reported 2021	% of Change	Crime Rate per 1,000	Total Arrests	DV Offense Totals
Murder	1	1	0.0%	0.1	2	1
Manslaughter	0	0		0.0	0	0
Rape	12	13	8.3%	0.7	2	7
Sodomy	0	0		0.0	0	0
Sexual Assault w/Object	0	0		0.0	0	0
Fondling	12	9	-25.0%	0.5	1	4
Aggravated Assault	29	25	-13.8%	1.4	39	12
Simple Assault	233	194	-16.7%	11.1	143	112
Intimidation	37	20	-45.9%	1.1	2	6
Kidnapping	5	7	40.0%	0.4	8	3
Incest	1	1	0.0%	0.1	0	1
Statutory Rape	3	1	-66.7%	0.1	0	0
Human Trafficking Offenses	0	0		0.0	0	0
Violation of No Contact/Protect.	108	73	-32.4%	4.2	52	67
Robbery	13	5	-61.5%	0.3	5	3
Burglary	91	105	15.4%	6.0	22	5
Larceny-Theft Offenses	405	500	23.5%	28.6	120	3
Motor Vehicle Theft	40	58	45.0%	3.3	2	2
Arson	3	4	33.3%	0.2	3	0
Destruction of Property	165	178	7.9%	10.2	35	35
Counterfeiting/Forgery	23	8	-65.2%	0.5	3	0
Fraud Offenses	98	44	-55.1%	2.5	14	0
Embezzlement	0	0		0.0	0	0
Extortion/Blackmail	1	2	100.0%	0.1	2	0
Bribery	0	0		0.0	0	0
Stolen Property Offenses	16	14	-12.5%	0.8	9	0
Animal Cruelty	0	0		0.0	0	0
Drug/Narcotic Violations	175	53	-69.7%	3.0	34	0
Drug Equipment Violations	98	41	-58.2%	2.3	3	0
Gambling Offenses	0	0		0.0	0	0
Pornography	1	3	200.0%	0.2	1	0
Prostitution Offenses	1	0	-100.0%	0.0	0	0
Weapon Law Violations	10	14	40.0%	0.8	3	0
Grand Total	1,581	1,373	-13.2%	78.5	505	261

2021 Washington NIBRS Submission Agencies

CENTRALIA PD

Continued

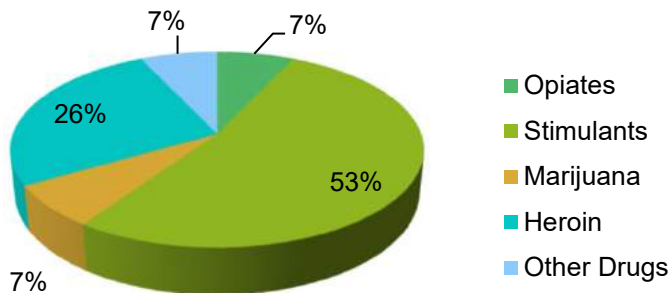
2021 Group B Arrests

Offense	Adult	Juvenile
Bad Checks	0	0
Curfew/Vagrancy	0	0
Disorderly Conduct	8	0
Drunkenness	0	0
DUI	63	0
Family Offenses	0	0
Liquor Law Violations	0	2
Peeping Tom	0	0
Trespass	58	0
All Other Offenses	539	6
Total	668	8

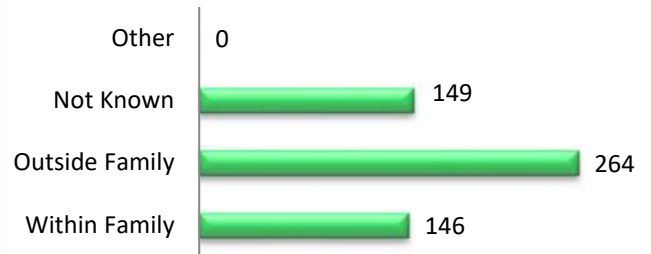
Weapons Used in Crimes



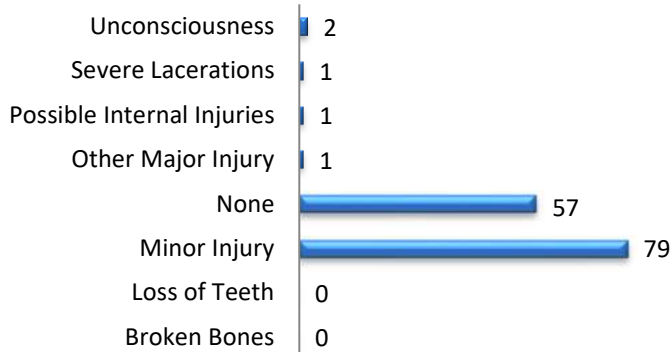
Drug Offenses by Type



Relationship of Victim to Offender



Domestic Violence Injuries



2021 Property Values by Type

Type	Value
Seized	\$36,817
Burned	\$9,501
Counterfeited/Forged	\$18,305
Destroyed/Damaged	\$573,181
Recovered	\$158,004
Stolen	\$1,079,582
Total	\$1,875,390

2021 Washington NIBRS Submission Agencies

CHEHALIS PD

Lewis County

Population: 7,575
Months Reported: 12

Offense Overview

Offense Total 894
of Cleared Offense 191
Percent Cleared 21.4%

Group A Arrest Overview

Arrest Total 182
Adult Arrest Total 179
Juvenile Arrest Total 3

Group A Offenses	Reported 2020	Reported 2021	% of Change	Crime Rate per 1,000	Total Arrests	DV Offense Totals
Murder	0	1		0.1	2	0
Manslaughter	1	0	-100.0%	0.0	0	0
Rape	2	5	150.0%	0.7	1	4
Sodomy	0	0		0.0	0	0
Sexual Assault w/Object	0	0		0.0	0	0
Fondling	12	6	-50.0%	0.8	0	2
Aggravated Assault	13	24	84.6%	3.2	10	5
Simple Assault	107	105	-1.9%	13.9	45	40
Intimidation	11	10	-9.1%	1.3	0	0
Kidnapping	0	2		0.3	2	2
Incest	1	0	-100.0%	0.0	0	0
Statutory Rape	0	1		0.1	0	0
Human Trafficking Offenses	0	0		0.0	0	0
Violation of No Contact/Protect.	58	45	-22.4%	5.9	10	40
Robbery	6	10	66.7%	1.3	2	0
Burglary	47	80	70.2%	10.6	16	1
Larceny-Theft Offenses	380	381	0.3%	50.3	81	1
Motor Vehicle Theft	18	36	100.0%	4.8	0	1
Arson	2	1	-50.0%	0.1	1	0
Destruction of Property	83	143	72.3%	18.9	8	10
Counterfeiting/Forgery	20	12	-40.0%	1.6	0	0
Fraud Offenses	28	13	-53.6%	1.7	1	0
Embezzlement	1	0	-100.0%	0.0	0	0
Extortion/Blackmail	0	0		0.0	0	0
Bribery	0	0		0.0	0	0
Stolen Property Offenses	7	11	57.1%	1.5	2	0
Animal Cruelty	0	0		0.0	0	0
Drug/Narcotic Violations	34	3	-91.2%	0.4	1	0
Drug Equipment Violations	12	0	-100.0%	0.0	0	0
Gambling Offenses	0	0		0.0	0	0
Pornography	1	0	-100.0%	0.0	0	0
Prostitution Offenses	0	0		0.0	0	0
Weapon Law Violations	0	5		0.7	0	0
Grand Total	844	894	5.9%	118.0	182	106

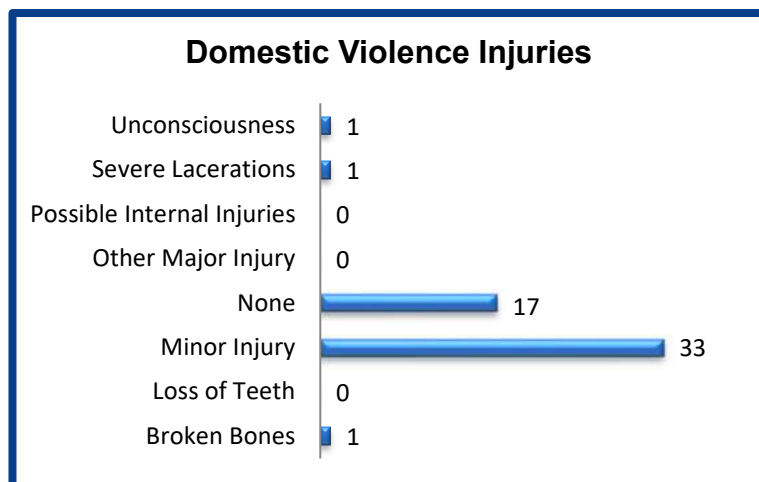
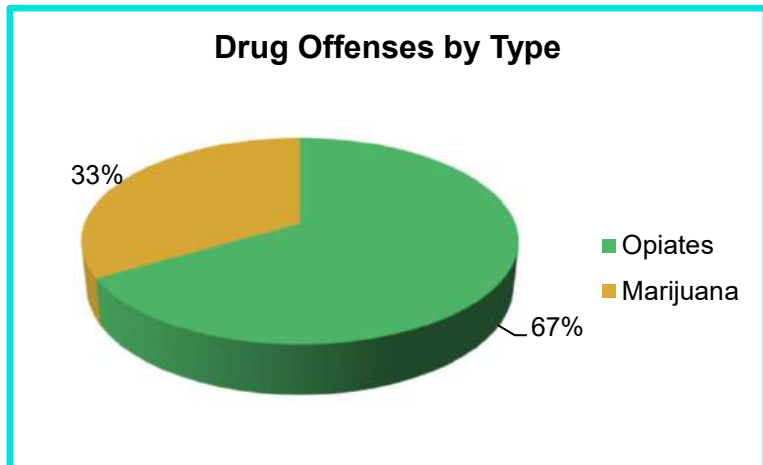
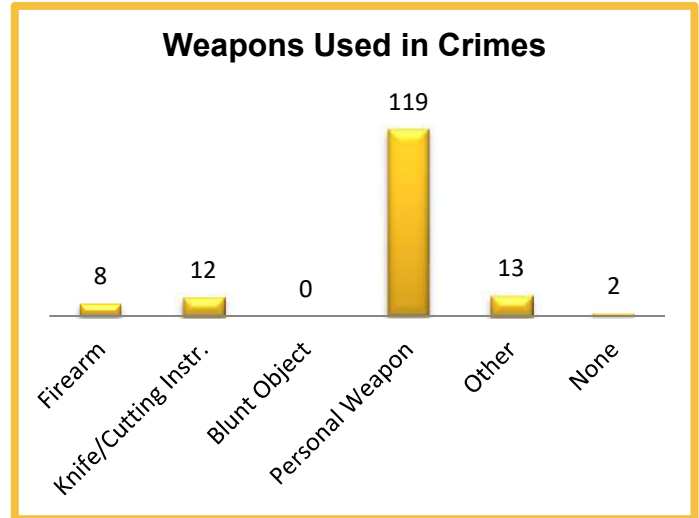
2021 Washington NIBRS Submission Agencies

CHEHALIS PD

Continued

2021 Group B Arrests

Offense	Adult	Juvenile
Bad Checks	0	0
Curfew/Vagrancy	0	0
Disorderly Conduct	6	0
Drunkenness	0	0
DUI	6	0
Family Offenses	0	0
Liquor Law Violations	0	0
Peeping Tom	0	0
Trespass	23	0
All Other Offenses	23	0
Total	58	0



2021 Property Values by Type

Type	Value
Seized	\$1
Burned	\$9,000
Counterfeited/Forged	\$5,076
Destroyed/Damaged	\$172,056
Recovered	\$138,645
Stolen	\$1,049,849
Total	\$1,374,627

2021 Washington NIBRS Submission Agencies

TOLEDO PD

Lewis County

Population: 735
Months Reported: 12

Offense Overview

Offense Total 16
of Cleared Offense 4
Percent Cleared 25.0%

Group A Arrest Overview

Arrest Total 5
Adult Arrest Total 5
Juvenile Arrest Total 0

Group A Offenses	Reported 2020	Reported 2021	% of Change	Crime Rate per 1,000	Total Arrests	DV Offense Totals
Murder	0	0		0.0	0	0
Manslaughter	0	0		0.0	0	0
Rape	0	0		0.0	0	0
Sodomy	0	0		0.0	0	0
Sexual Assault w/Object	0	0		0.0	0	0
Fondling	1	0	-100.0%	0.0	0	0
Aggravated Assault	0	0		0.0	0	0
Simple Assault	2	6	200.0%	8.2	4	3
Intimidation	0	0		0.0	0	0
Kidnapping	0	0		0.0	0	0
Incest	0	0		0.0	0	0
Statutory Rape	0	0		0.0	0	0
Human Trafficking Offenses	0	0		0.0	0	0
Violation of No Contact/Protect.	1	0	-100.0%	0.0	0	0
Robbery	0	1		1.4	1	0
Burglary	3	1	-66.7%	1.4	0	0
Larceny-Theft Offenses	3	5	66.7%	6.8	0	0
Motor Vehicle Theft	0	0		0.0	0	0
Arson	0	0		0.0	0	0
Destruction of Property	4	1	-75.0%	1.4	0	0
Counterfeiting/Forgery	0	0		0.0	0	0
Fraud Offenses	0	2		2.7	0	0
Embezzlement	0	0		0.0	0	0
Extortion/Blackmail	0	0		0.0	0	0
Bribery	0	0		0.0	0	0
Stolen Property Offenses	0	0		0.0	0	0
Animal Cruelty	0	0		0.0	0	0
Drug/Narcotic Violations	0	0		0.0	0	0
Drug Equipment Violations	0	0		0.0	0	0
Gambling Offenses	0	0		0.0	0	0
Pornography	0	0		0.0	0	0
Prostitution Offenses	0	0		0.0	0	0
Weapon Law Violations	0	0		0.0	0	0
Grand Total	14	16	14.3%	21.8	5	3

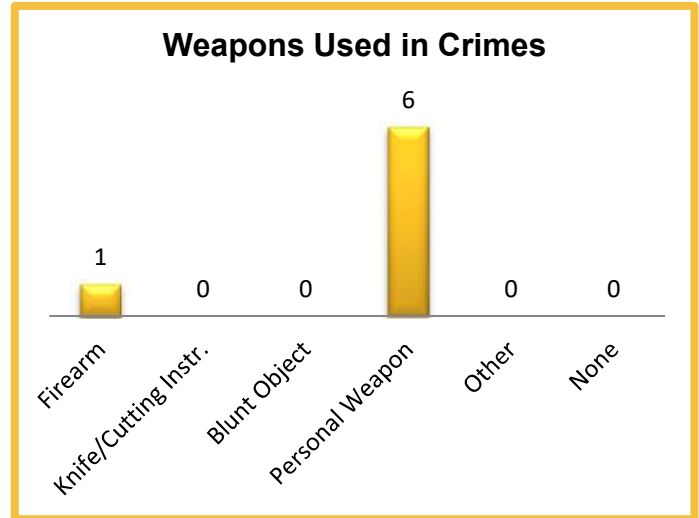
2021 Washington NIBRS Submission Agencies

TOLEDO PD

Continued

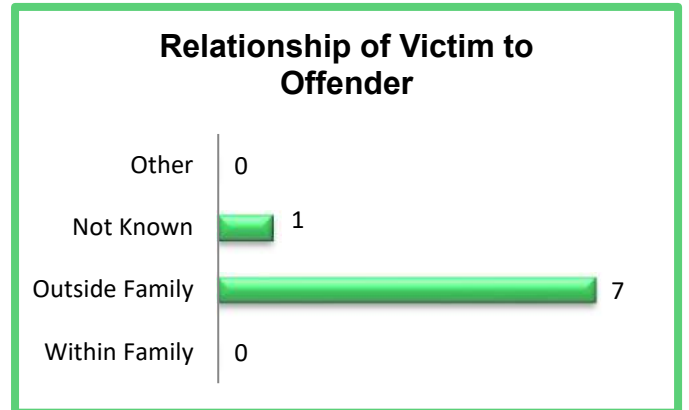
2021 Group B Arrests

Offense	Adult	Juvenile
Bad Checks	0	0
Curfew/Vagrancy	0	0
Disorderly Conduct	1	0
Drunkenness	0	0
DUI	0	0
Family Offenses	0	0
Liquor Law Violations	0	0
Peeping Tom	0	0
Trespass	0	0
All Other Offenses	0	0
Total	1	0



Drug Offenses by Type

**No Drug Offenses by Type
Reported**



Domestic Violence Injuries

Unconsciousness	0
Severe Lacerations	0
Possible Internal Injuries	0
Other Major Injury	0
None	2
Minor Injury	1
Loss of Teeth	0
Broken Bones	0

2021 Property Values by Type

Type	Value
Seized	\$0
Burned	\$0
Counterfeited/Forged	\$0
Destroyed/Damaged	\$500
Recovered	\$0
Stolen	\$4,217
Total	\$4,717

2021 Washington NIBRS Submission Agencies

WINLOCK PD

Lewis County

Population: 1,525
Months Reported: 12

Offense Overview

Offense Total 33
of Cleared Offense 6
Percent Cleared 18.2%

Group A Arrest Overview

Arrest Total 6
Adult Arrest Total 6
Juvenile Arrest Total 0

Group A Offenses	Reported 2020	Reported 2021	% of Change	Crime Rate per 1,000	Total Arrests	DV Offense Totals
Murder	0	0		0.0	0	0
Manslaughter	0	0		0.0	0	0
Rape	0	0		0.0	0	0
Sodomy	0	0		0.0	0	0
Sexual Assault w/Object	0	0		0.0	0	0
Fondling	1	0	-100.0%	0.0	0	0
Aggravated Assault	0	0		0.0	0	0
Simple Assault	4	8	100.0%	5.2	4	6
Intimidation	0	0		0.0	0	0
Kidnapping	0	0		0.0	0	0
Incest	0	0		0.0	0	0
Statutory Rape	0	0		0.0	0	0
Human Trafficking Offenses	0	0		0.0	0	0
Violation of No Contact/Protect.	0	0		0.0	0	0
Robbery	0	0		0.0	0	0
Burglary	1	1	0.0%	0.7	0	0
Larceny-Theft Offenses	9	20	122.2%	13.1	2	0
Motor Vehicle Theft	0	0		0.0	0	0
Arson	0	0		0.0	0	0
Destruction of Property	1	2	100.0%	1.3	0	0
Counterfeiting/Forgery	0	0		0.0	0	0
Fraud Offenses	0	1		0.7	0	0
Embezzlement	0	0		0.0	0	0
Extortion/Blackmail	0	0		0.0	0	0
Bribery	0	0		0.0	0	0
Stolen Property Offenses	0	0		0.0	0	0
Animal Cruelty	0	0		0.0	0	0
Drug/Narcotic Violations	3	1	-66.7%	0.7	0	0
Drug Equipment Violations	0	0		0.0	0	0
Gambling Offenses	0	0		0.0	0	0
Pornography	0	0		0.0	0	0
Prostitution Offenses	0	0		0.0	0	0
Weapon Law Violations	0	0		0.0	0	0
Grand Total	19	33	73.7%	21.6	6	6

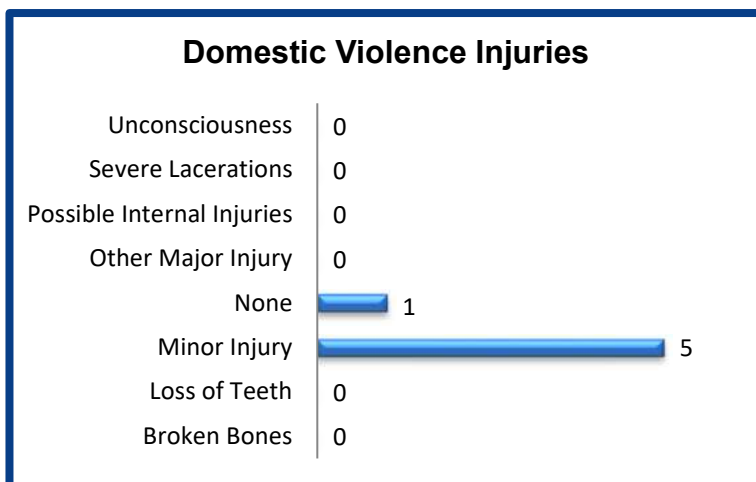
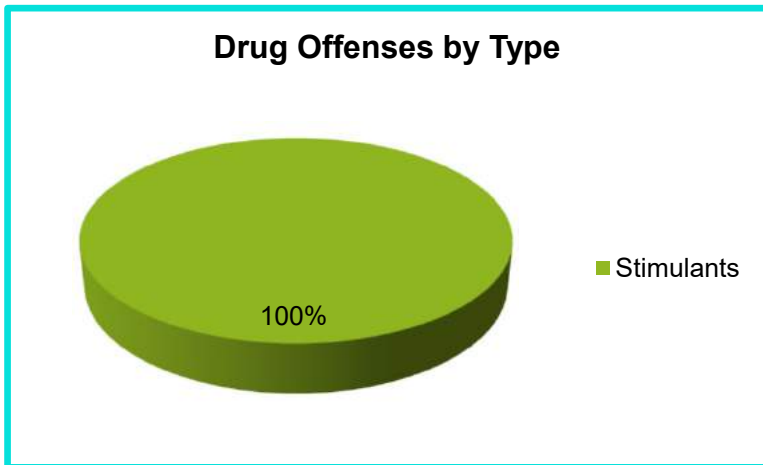
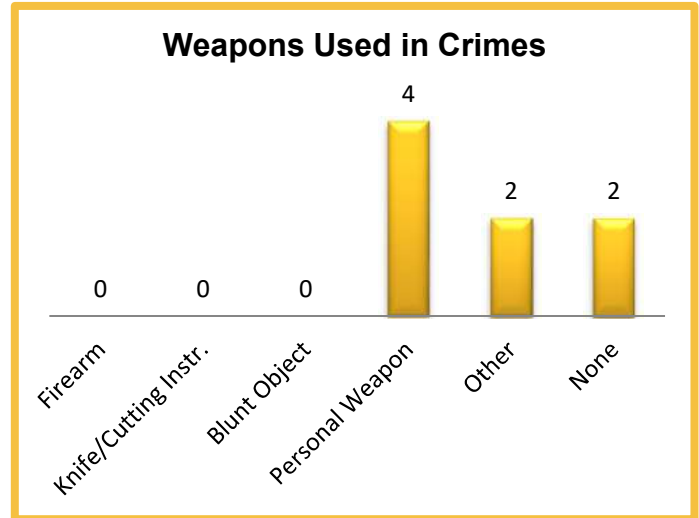
2021 Washington NIBRS Submission Agencies

WINLOCK PD

Continued

2021 Group B Arrests

Offense	Adult	Juvenile
Bad Checks	0	0
Curfew/Vagrancy	0	0
Disorderly Conduct	0	0
Drunkenness	0	0
DUI	0	0
Family Offenses	0	0
Liquor Law Violations	0	0
Peeping Tom	0	0
Trespass	0	0
All Other Offenses	0	0
Total	0	0



2021 Property Values by Type

Type	Value
Seized	\$0
Burned	\$0
Counterfeited/Forged	\$0
Destroyed/Damaged	\$201
Recovered	\$0
Stolen	\$5,609
Total	\$5,810

2021 Washington NIBRS Submission Agencies

LINCOLN SO

Lincoln County

Population: 9,665
Months Reported: 12

Offense Overview

Offense Total 326
of Cleared Offense 110
Percent Cleared 33.7%

Group A Arrest Overview

Arrest Total 133
Adult Arrest Total 125
Juvenile Arrest Total 8

Group A Offenses	Reported 2020	Reported 2021	% of Change	Crime Rate per 1,000	Total Arrests	DV Offense Totals
Murder	0	0		0.0	0	0
Manslaughter	0	0		0.0	0	0
Rape	5	6	20.0%	0.6	2	4
Sodomy	0	0		0.0	0	0
Sexual Assault w/Object	0	0		0.0	0	0
Fondling	2	2	0.0%	0.2	2	0
Aggravated Assault	4	1	-75.0%	0.1	1	0
Simple Assault	50	66	32.0%	6.8	50	52
Intimidation	5	5	0.0%	0.5	5	2
Kidnapping	0	1		0.1	1	1
Incest	3	0	-100.0%	0.0	0	0
Statutory Rape	0	0		0.0	0	0
Human Trafficking Offenses	0	0		0.0	0	0
Violation of No Contact/Protect.	0	0		0.0	0	0
Robbery	0	0		0.0	0	0
Burglary	35	85	142.9%	8.8	13	1
Larceny-Theft Offenses	74	65	-12.2%	6.7	15	1
Motor Vehicle Theft	15	21	40.0%	2.2	8	1
Arson	7	5	-28.6%	0.5	5	1
Destruction of Property	36	44	22.2%	4.6	9	4
Counterfeiting/Forgery	1	3	200.0%	0.3	3	0
Fraud Offenses	2	4	100.0%	0.4	1	0
Embezzlement	0	0		0.0	1	0
Extortion/Blackmail	0	0		0.0	0	0
Bribery	0	0		0.0	0	0
Stolen Property Offenses	2	3	50.0%	0.3	4	0
Animal Cruelty	0	0		0.0	0	0
Drug/Narcotic Violations	18	2	-88.9%	0.2	1	0
Drug Equipment Violations	1	2	100.0%	0.2	2	0
Gambling Offenses	0	0		0.0	0	0
Pornography	1	1	0.0%	0.1	0	0
Prostitution Offenses	0	0		0.0	0	0
Weapon Law Violations	5	10	100.0%	1.0	10	0
Grand Total	266	326	22.6%	33.7	133	67

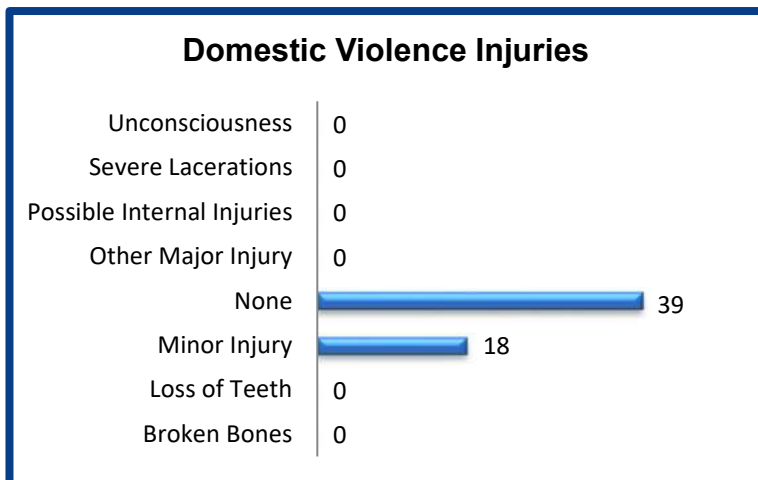
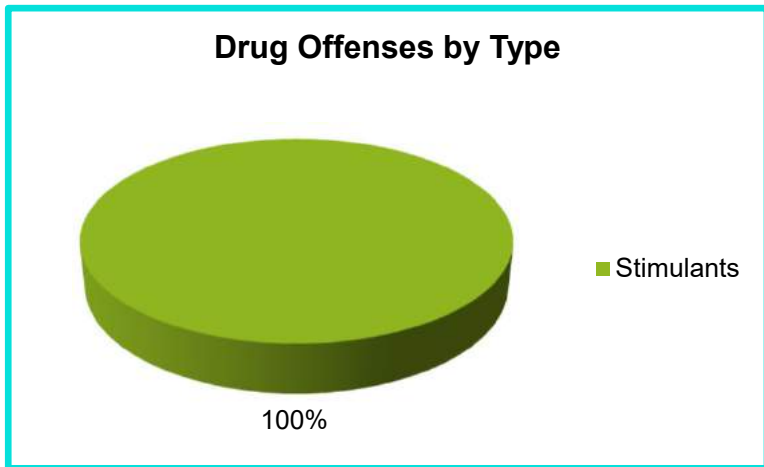
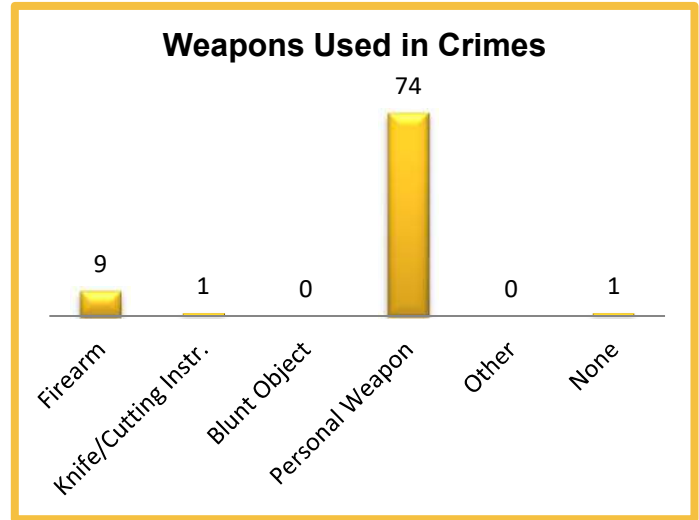
2021 Washington NIBRS Submission Agencies

LINCOLN SO

Continued

2021 Group B Arrests

Offense	Adult	Juvenile
Bad Checks	0	0
Curfew/Vagrancy	0	0
Disorderly Conduct	0	0
Drunkenness	0	2
DUI	23	0
Family Offenses	0	0
Liquor Law Violations	1	1
Peeping Tom	0	0
Trespass	8	0
All Other Offenses	16	0
Total	48	3



2021 Property Values by Type

Type	Value
Seized	\$0
Burned	\$4,825
Counterfeited/Forged	\$600
Destroyed/Damaged	\$15,295
Recovered	\$27,462
Stolen	\$316,419
Total	\$364,601

2021 Washington NIBRS Submission Agencies

REARDAN PD

Lincoln County

Population: 585
Months Reported: 10

Offense Overview

Offense Total 22
of Cleared Offense 10
Percent Cleared 45.5%

Group A Arrest Overview

Arrest Total 19
Adult Arrest Total 9
Juvenile Arrest Total 10

Group A Offenses	Reported 2020	Reported 2021	% of Change*	Crime Rate per 1,000	Total Arrests	DV Offense Totals
Murder	0	0		0.0	0	0
Manslaughter	0	0		0.0	0	0
Rape	0	0		0.0	0	0
Sodomy	0	0		0.0	0	0
Sexual Assault w/Object	0	0		0.0	0	0
Fondling	1	0		0.0	0	0
Aggravated Assault	2	0		0.0	0	0
Simple Assault	3	1		1.7	1	1
Intimidation	3	0		0.0	0	0
Kidnapping	1	0		0.0	0	0
Incest	0	0		0.0	0	0
Statutory Rape	0	0		0.0	0	0
Human Trafficking Offenses	0	0		0.0	0	0
Violation of No Contact/Protect.	0	0		0.0	0	0
Robbery	0	0		0.0	0	0
Burglary	4	6		10.3	2	1
Larceny-Theft Offenses	4	7		12.0	2	0
Motor Vehicle Theft	2	1		1.7	0	0
Arson	0	0		0.0	0	0
Destruction of Property	0	1		1.7	9	0
Counterfeiting/Forgery	0	0		0.0	0	0
Fraud Offenses	0	0		0.0	0	0
Embezzlement	0	0		0.0	0	0
Extortion/Blackmail	0	0		0.0	0	0
Bribery	0	0		0.0	0	0
Stolen Property Offenses	0	0		0.0	0	0
Animal Cruelty	0	0		0.0	0	0
Drug/Narcotic Violations	5	0		0.0	0	0
Drug Equipment Violations	0	1		1.7	1	0
Gambling Offenses	0	0		0.0	0	0
Pornography	0	0		0.0	0	0
Prostitution Offenses	0	0		0.0	0	0
Weapon Law Violations	0	5		8.5	4	0
Grand Total	25	22		37.6	19	2

* Please see #10 in the NIBRS Individual Agency Page Table Legend on page 88

2021 Washington NIBRS Submission Agencies

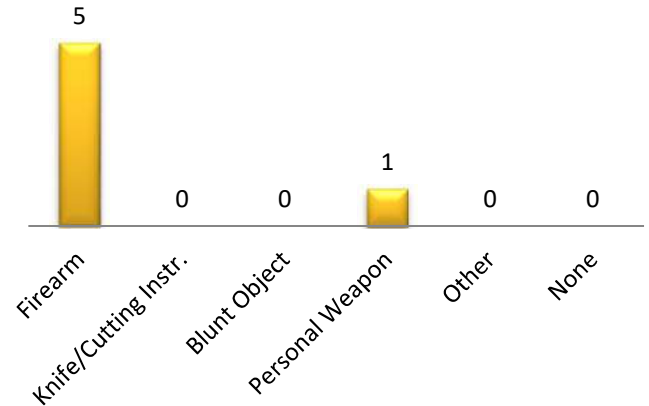
REARDAN PD

Continued

2021 Group B Arrests

Offense	Adult	Juvenile
Bad Checks	0	0
Curfew/Vagrancy	0	0
Disorderly Conduct	0	0
Drunkenness	1	0
DUI	2	0
Family Offenses	0	0
Liquor Law Violations	0	0
Peeping Tom	0	0
Trespass	3	0
All Other Offenses	2	0
Total	8	0

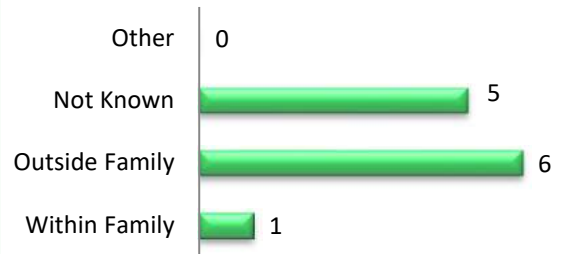
Weapons Used in Crimes



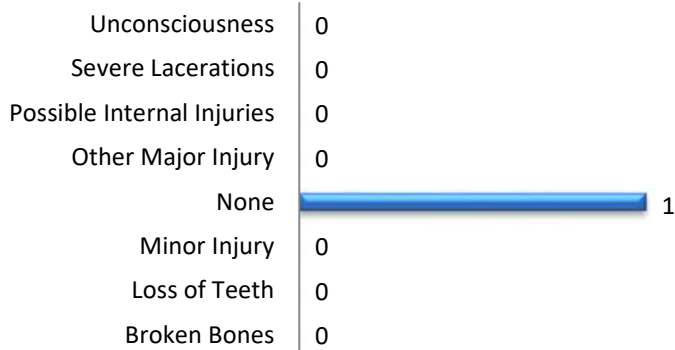
Drug Offenses by Type

No Drug Offenses by Type Reported

Relationship of Victim to Offender



Domestic Violence Injuries



2021 Property Values by Type

Type	Value
Seized	\$1
Burned	\$0
Counterfeited/Forged	\$0
Destroyed/Damaged	\$500
Recovered	\$0
Stolen	\$23,120
Total	\$23,621

2021 Washington NIBRS Submission Agencies

MASON SO

Mason County

Population: 55,780
Months Reported: 12

Offense Overview

Offense Total 1,799
of Cleared Offense 357
Percent Cleared 19.8%

Group A Arrest Overview

Arrest Total 268
Adult Arrest Total 268
Juvenile Arrest Total 0

Group A Offenses	Reported 2020	Reported 2021	% of Change	Crime Rate per 1,000	Total Arrests	DV Offense Totals
Murder	2	1	-50.0%	0.0	1	0
Manslaughter	0	0		0.0	0	0
Rape	15	15	0.0%	0.3	5	6
Sodomy	3	0	-100.0%	0.0	0	0
Sexual Assault w/Object	0	0		0.0	0	0
Fondling	37	30	-18.9%	0.5	3	13
Aggravated Assault	55	60	9.1%	1.1	41	24
Simple Assault	192	189	-1.6%	3.4	69	125
Intimidation	0	2		0.0	0	0
Kidnapping	16	13	-18.8%	0.2	13	9
Incest	0	1		0.0	0	1
Statutory Rape	3	0	-100.0%	0.0	0	0
Human Trafficking Offenses	0	0		0.0	0	0
Violation of No Contact/Protect.	95	110	15.8%	2.0	24	100
Robbery	6	15	150.0%	0.3	9	5
Burglary	334	262	-21.6%	4.7	36	7
Larceny-Theft Offenses	426	481	12.9%	8.6	13	0
Motor Vehicle Theft	94	102	8.5%	1.8	3	0
Arson	3	3	0.0%	0.1	2	0
Destruction of Property	166	219	31.9%	3.9	5	14
Counterfeiting/Forgery	18	12	-33.3%	0.2	0	0
Fraud Offenses	267	165	-38.2%	3.0	12	0
Embezzlement	1	0	-100.0%	0.0	0	0
Extortion/Blackmail	1	0	-100.0%	0.0	0	0
Bribery	0	0		0.0	0	0
Stolen Property Offenses	37	35	-5.4%	0.6	22	0
Animal Cruelty	0	0		0.0	0	0
Drug/Narcotic Violations	113	34	-69.9%	0.6	5	0
Drug Equipment Violations	13	2	-84.6%	0.0	1	0
Gambling Offenses	0	0		0.0	0	0
Pornography	2	6	200.0%	0.1	2	0
Prostitution Offenses	0	0		0.0	0	0
Weapon Law Violations	42	42	0.0%	0.8	2	0
Grand Total	1,941	1,799	-7.3%	32.3	268	304

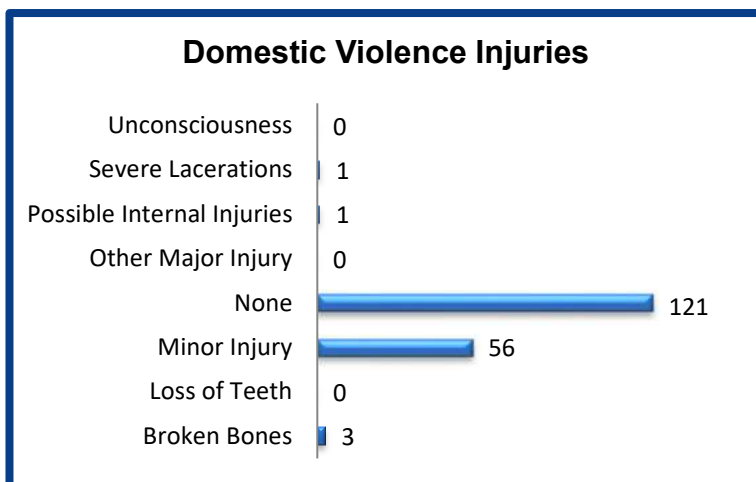
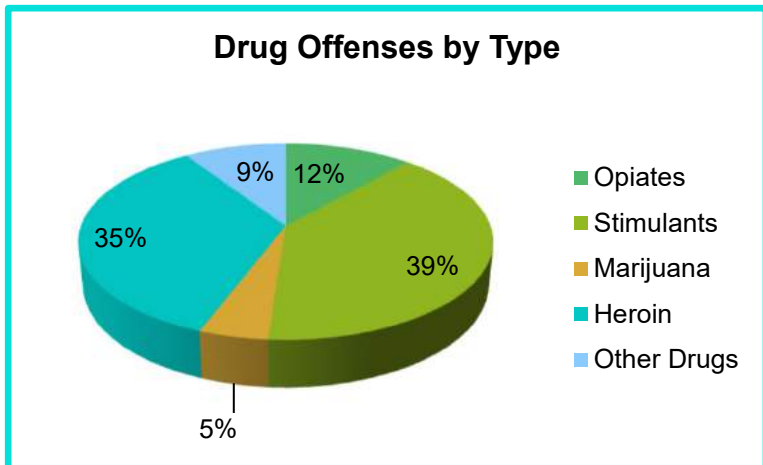
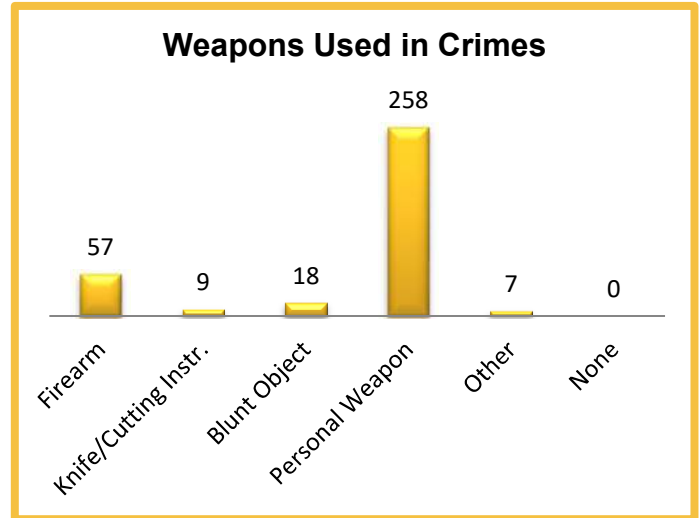
2021 Washington NIBRS Submission Agencies

MASON SO

Continued

2021 Group B Arrests

Offense	Adult	Juvenile
Bad Checks	1	0
Curfew/Vagrancy	0	0
Disorderly Conduct	3	0
Drunkenness	0	0
DUI	24	0
Family Offenses	0	0
Liquor Law Violations	0	0
Peeping Tom	0	0
Trespass	5	0
All Other Offenses	223	0
Total	256	0



2021 Property Values by Type

Type	Value
Seized	\$15,273
Burned	\$36
Counterfeited/Forged	\$7,866
Destroyed/Damaged	\$510,745
Recovered	\$374,533
Stolen	\$3,025,018
Total	\$3,933,471

2021 Washington NIBRS Submission Agencies

SHELTON PD

Mason County

Population: 10,470
Months Reported: 12

Offense Overview

Offense Total 845
of Cleared Offense 227
Percent Cleared 26.9%

Group A Arrest Overview

Arrest Total 216
Adult Arrest Total 202
Juvenile Arrest Total 14

Group A Offenses	Reported 2020	Reported 2021	% of Change	Crime Rate per 1,000	Total Arrests	DV Offense Totals
Murder	1	1	0.0%	0.1	1	0
Manslaughter	0	0		0.0	0	0
Rape	13	13	0.0%	1.2	0	1
Sodomy	0	0		0.0	0	0
Sexual Assault w/Object	0	0		0.0	0	0
Fondling	11	27	145.5%	2.6	2	5
Aggravated Assault	24	38	58.3%	3.6	25	12
Simple Assault	111	117	5.4%	11.2	60	62
Intimidation	9	8	-11.1%	0.8	1	2
Kidnapping	4	5	25.0%	0.5	5	3
Incest	1	0	-100.0%	0.0	0	0
Statutory Rape	2	0	-100.0%	0.0	0	0
Human Trafficking Offenses	0	0		0.0	0	0
Violation of No Contact/Protect.	60	40	-33.3%	3.8	18	36
Robbery	11	3	-72.7%	0.3	4	0
Burglary	56	35	-37.5%	3.3	18	3
Larceny-Theft Offenses	442	306	-30.8%	29.2	46	1
Motor Vehicle Theft	30	44	46.7%	4.2	5	0
Arson	3	1	-66.7%	0.1	1	0
Destruction of Property	179	137	-23.5%	13.1	15	16
Counterfeiting/Forgery	11	15	36.4%	1.4	0	0
Fraud Offenses	32	25	-21.9%	2.4	0	0
Embezzlement	0	0		0.0	0	0
Extortion/Blackmail	1	0	-100.0%	0.0	0	0
Bribery	0	0		0.0	0	0
Stolen Property Offenses	10	3	-70.0%	0.3	2	0
Animal Cruelty	0	0		0.0	0	0
Drug/Narcotic Violations	73	9	-87.7%	0.9	4	0
Drug Equipment Violations	62	9	-85.5%	0.9	4	0
Gambling Offenses	0	0		0.0	0	0
Pornography	0	1		0.1	0	0
Prostitution Offenses	0	0		0.0	0	0
Weapon Law Violations	23	8	-65.2%	0.8	5	0
Grand Total	1,169	845	-27.7%	80.7	216	141

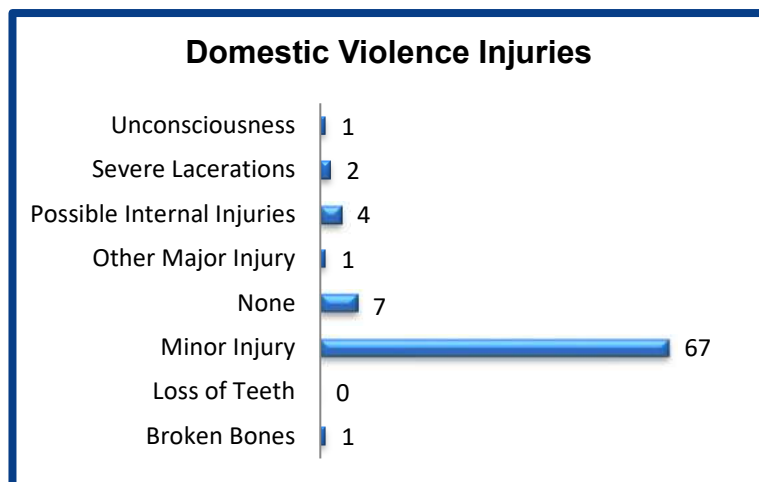
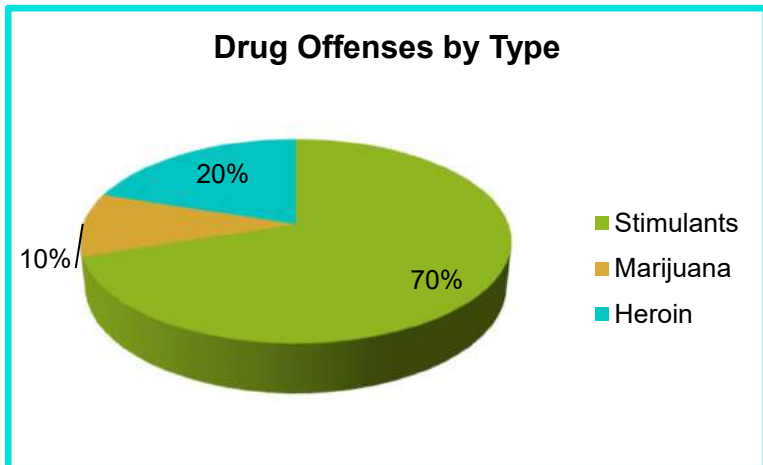
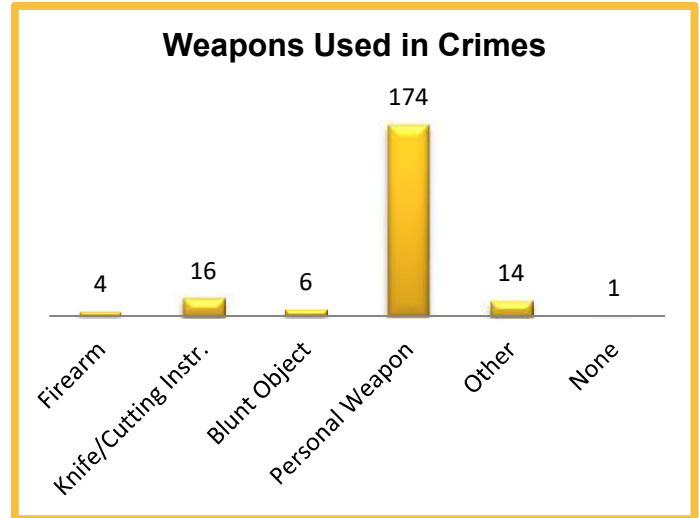
2021 Washington NIBRS Submission Agencies

SHELTON PD

Continued

2021 Group B Arrests

Offense	Adult	Juvenile
Bad Checks	0	0
Curfew/Vagrancy	0	0
Disorderly Conduct	17	0
Drunkenness	0	0
DUI	35	1
Family Offenses	0	0
Liquor Law Violations	3	0
Peeping Tom	0	0
Trespass	27	0
All Other Offenses	102	5
Total	184	6



2021 Property Values by Type

Type	Value
Seized	\$1,828
Burned	\$5
Counterfeited/Forged	\$224,782
Destroyed/Damaged	\$191,924
Recovered	\$334,068
Stolen	\$1,022,846
Total	\$1,775,453

2021 Washington NIBRS Submission Agencies

OKANOGAN SO

Okanogan County

Population: 31,692
Months Reported: 12

Offense Overview

Offense Total 773
of Cleared Offense 185
Percent Cleared 23.9%

Group A Arrest Overview

Arrest Total 158
Adult Arrest Total 158
Juvenile Arrest Total 0

Group A Offenses	Reported 2020	Reported 2021	% of Change	Crime Rate per 1,000	Total Arrests	DV Offense Totals
Murder	3	0	-100.0%	0.0	0	0
Manslaughter	0	0		0.0	0	0
Rape	4	5	25.0%	0.2	1	0
Sodomy	1	0	-100.0%	0.0	0	0
Sexual Assault w/Object	0	0		0.0	0	0
Fondling	3	2	-33.3%	0.1	1	1
Aggravated Assault	24	26	8.3%	0.8	22	7
Simple Assault	141	100	-29.1%	3.2	72	64
Intimidation	40	20	-50.0%	0.6	0	0
Kidnapping	9	5	-44.4%	0.2	3	1
Incest	0	0		0.0	0	0
Statutory Rape	0	0		0.0	0	0
Human Trafficking Offenses	0	0		0.0	0	0
Violation of No Contact/Protect.	0	1		0.0	0	1
Robbery	5	4	-20.0%	0.1	3	1
Burglary	102	111	8.8%	3.5	14	1
Larceny-Theft Offenses	234	218	-6.8%	6.9	15	1
Motor Vehicle Theft	26	43	65.4%	1.4	3	3
Arson	1	0	-100.0%	0.0	0	0
Destruction of Property	186	162	-12.9%	5.1	13	22
Counterfeiting/Forgery	5	4	-20.0%	0.1	2	0
Fraud Offenses	124	35	-71.8%	1.1	0	0
Embezzlement	0	0		0.0	0	0
Extortion/Blackmail	3	1	-66.7%	0.0	0	0
Bribery	0	0		0.0	0	0
Stolen Property Offenses	18	14	-22.2%	0.4	5	0
Animal Cruelty	0	0		0.0	0	0
Drug/Narcotic Violations	50	4	-92.0%	0.1	1	0
Drug Equipment Violations	18	2	-88.9%	0.1	1	0
Gambling Offenses	0	0		0.0	0	0
Pornography	1	1	0.0%	0.0	0	0
Prostitution Offenses	1	0	-100.0%	0.0	0	0
Weapon Law Violations	42	15	-64.3%	0.5	2	0
Grand Total	1,041	773	-25.7%	24.4	158	102

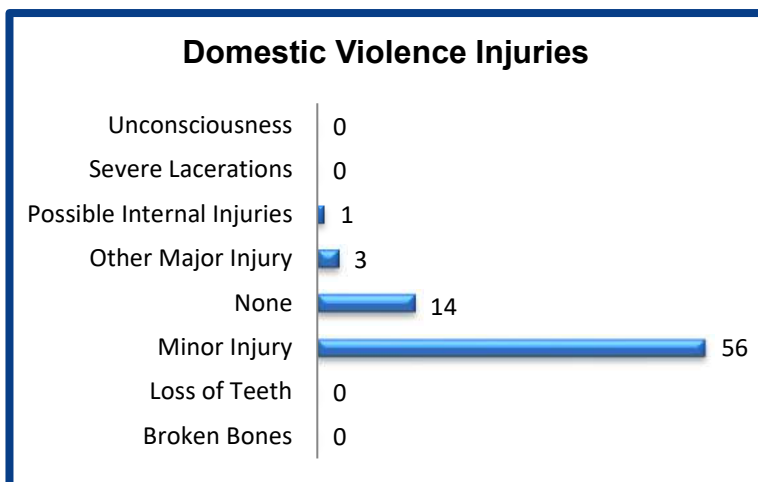
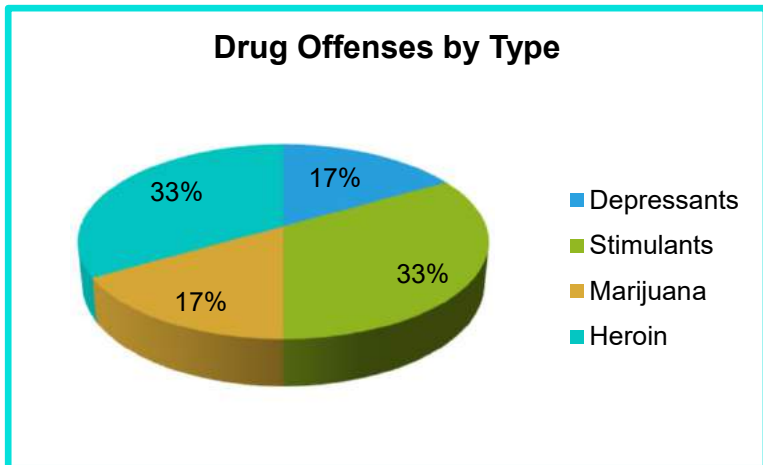
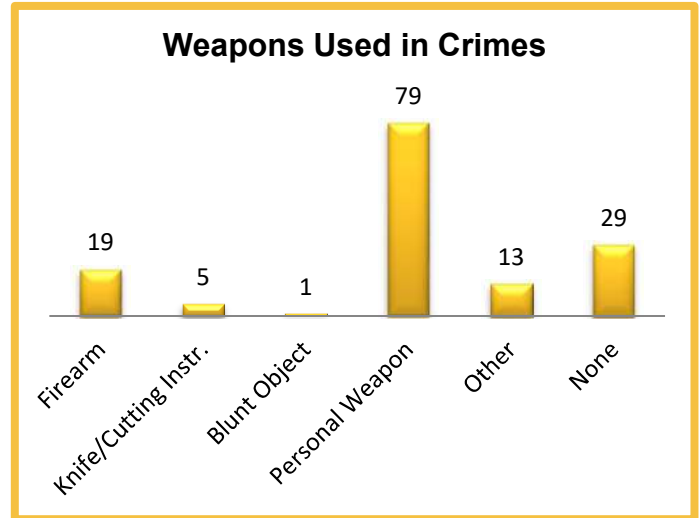
2021 Washington NIBRS Submission Agencies

OKANOGAN SO

Continued

2021 Group B Arrests

Offense	Adult	Juvenile
Bad Checks	0	0
Curfew/Vagrancy	0	0
Disorderly Conduct	6	0
Drunkenness	0	0
DUI	19	0
Family Offenses	4	0
Liquor Law Violations	2	0
Peeping Tom	0	0
Trespass	19	0
All Other Offenses	147	1
Total	197	1



2021 Property Values by Type

Type	Value
Seized	\$16
Burned	\$0
Counterfeited/Forged	\$406
Destroyed/Damaged	\$302,013
Recovered	\$293,998
Stolen	\$1,733,285
Total	\$2,329,718

2021 Washington NIBRS Submission Agencies

BREWSTER PD

Okanogan County

Population: 2,450
Months Reported: 12

Offense Overview

Offense Total 38
of Cleared Offense 8
Percent Cleared 21.1%

Group A Arrest Overview

Arrest Total 8
Adult Arrest Total 7
Juvenile Arrest Total 1

Group A Offenses	Reported 2020	Reported 2021	% of Change	Crime Rate per 1,000	Total Arrests	DV Offense Totals
Murder	0	0		0.0	0	0
Manslaughter	0	0		0.0	0	0
Rape	0	0		0.0	0	0
Sodomy	0	0		0.0	0	0
Sexual Assault w/Object	0	0		0.0	0	0
Fondling	0	0		0.0	0	0
Aggravated Assault	0	1		0.4	0	0
Simple Assault	8	17	112.5%	6.9	7	10
Intimidation	0	0		0.0	0	0
Kidnapping	0	0		0.0	1	0
Incest	0	0		0.0	0	0
Statutory Rape	0	0		0.0	0	0
Human Trafficking Offenses	0	0		0.0	0	0
Violation of No Contact/Protect.	0	0		0.0	0	0
Robbery	0	0		0.0	0	0
Burglary	3	1	-66.7%	0.4	0	0
Larceny-Theft Offenses	8	10	25.0%	4.1	0	1
Motor Vehicle Theft	4	3	-25.0%	1.2	0	0
Arson	0	0		0.0	0	0
Destruction of Property	7	6	-14.3%	2.4	0	0
Counterfeiting/Forgery	0	0		0.0	0	0
Fraud Offenses	1	0	-100.0%	0.0	0	0
Embezzlement	0	0		0.0	0	0
Extortion/Blackmail	0	0		0.0	0	0
Bribery	0	0		0.0	0	0
Stolen Property Offenses	0	0		0.0	0	0
Animal Cruelty	0	0		0.0	0	0
Drug/Narcotic Violations	0	0		0.0	0	0
Drug Equipment Violations	0	0		0.0	0	0
Gambling Offenses	0	0		0.0	0	0
Pornography	0	0		0.0	0	0
Prostitution Offenses	0	0		0.0	0	0
Weapon Law Violations	0	0		0.0	0	0
Grand Total	31	38	22.6%	15.5	8	11

2021 Washington NIBRS Submission Agencies

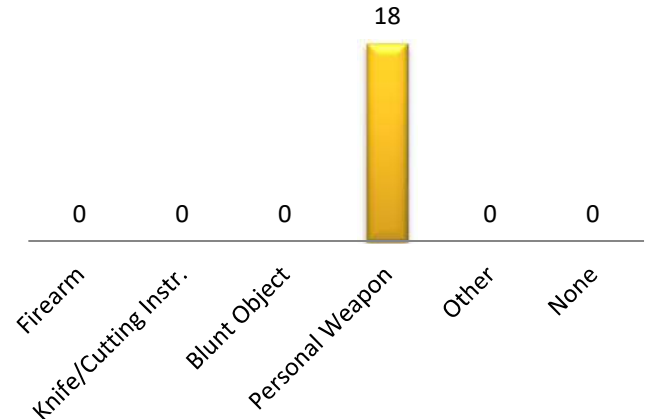
BREWSTER PD

Continued

2021 Group B Arrests

Offense	Adult	Juvenile
Bad Checks	0	0
Curfew/Vagrancy	0	0
Disorderly Conduct	0	0
Drunkenness	0	0
DUI	1	0
Family Offenses	0	0
Liquor Law Violations	1	0
Peeping Tom	0	0
Trespass	0	0
All Other Offenses	4	0
Total	6	0

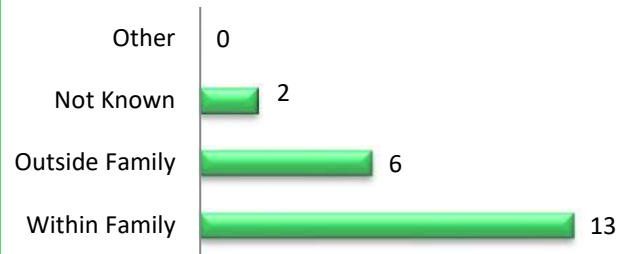
Weapons Used in Crimes



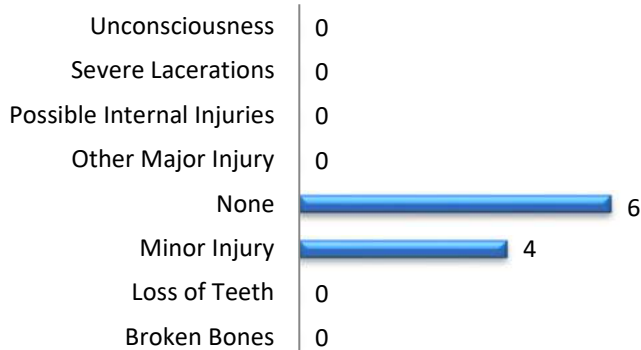
Drug Offenses by Type

No Drug Offenses by Type Reported

Relationship of Victim to Offender



Domestic Violence Injuries



2021 Property Values by Type

Type	Value
Seized	\$0
Burned	\$0
Counterfeited/Forged	\$0
Destroyed/Damaged	\$10,600
Recovered	\$16,500
Stolen	\$115,640
Total	\$142,740

2021 Washington NIBRS Submission Agencies

COULEE DAM PD

Okanogan County

Population: 1,105
Months Reported: 11

Offense Overview

Offense Total 37
of Cleared Offense 0
Percent Cleared 0.0%

Group A Arrest Overview

Arrest Total 0
Adult Arrest Total 0
Juvenile Arrest Total 0

Group A Offenses	Reported 2020	Reported 2021	% of Change*	Crime Rate per 1,000	Total Arrests	DV Offense Totals
Murder	0	0		0.0	0	0
Manslaughter	0	0		0.0	0	0
Rape	0	0		0.0	0	0
Sodomy	0	0		0.0	0	0
Sexual Assault w/Object	0	0		0.0	0	0
Fondling	0	0		0.0	0	0
Aggravated Assault	1	1		0.9	0	1
Simple Assault	13	13		11.8	0	8
Intimidation	1	0		0.0	0	0
Kidnapping	0	0		0.0	0	0
Incest	0	0		0.0	0	0
Statutory Rape	0	0		0.0	0	0
Human Trafficking Offenses	0	0		0.0	0	0
Violation of No Contact/Protect.	1	0		0.0	0	0
Robbery	0	0		0.0	0	0
Burglary	7	5		4.5	0	0
Larceny-Theft Offenses	12	11		10.0	0	0
Motor Vehicle Theft	2	1		0.9	0	0
Arson	0	0		0.0	0	0
Destruction of Property	7	2		1.8	0	0
Counterfeiting/Forgery	3	2		1.8	0	0
Fraud Offenses	1	1		0.9	0	0
Embezzlement	0	0		0.0	0	0
Extortion/Blackmail	0	0		0.0	0	0
Bribery	0	0		0.0	0	0
Stolen Property Offenses	0	0		0.0	0	0
Animal Cruelty	0	0		0.0	0	0
Drug/Narcotic Violations	3	0		0.0	0	0
Drug Equipment Violations	1	0		0.0	0	0
Gambling Offenses	0	0		0.0	0	0
Pornography	0	0		0.0	0	0
Prostitution Offenses	0	0		0.0	0	0
Weapon Law Violations	1	1		0.9	0	0
Grand Total	53	37		33.5	0	9

* Please see #10 in the NIBRS Individual Agency Page Table Legend on page 88

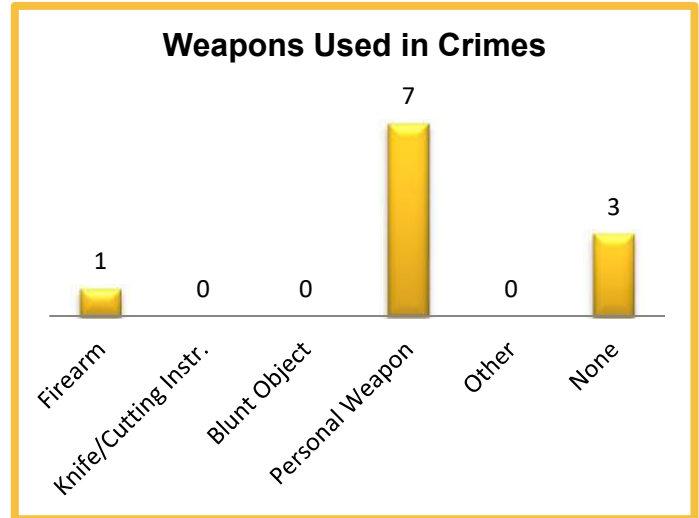
2021 Washington NIBRS Submission Agencies

COULEE DAM PD

Continued

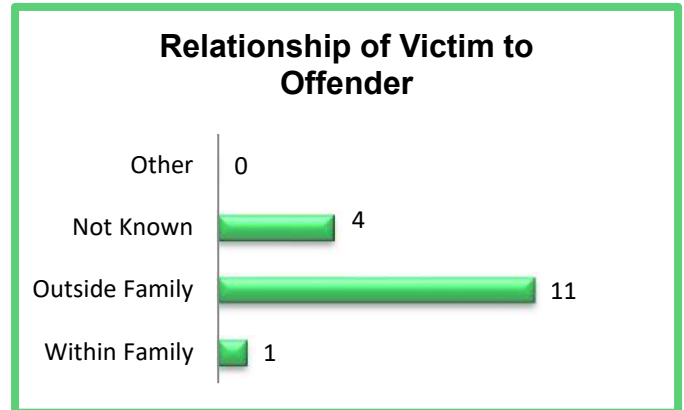
2021 Group B Arrests

Offense	Adult	Juvenile
Bad Checks	0	0
Curfew/Vagrancy	0	0
Disorderly Conduct	0	0
Drunkenness	0	0
DUI	0	0
Family Offenses	0	0
Liquor Law Violations	0	0
Peeping Tom	0	0
Trespass	0	0
All Other Offenses	0	0
Total	0	0

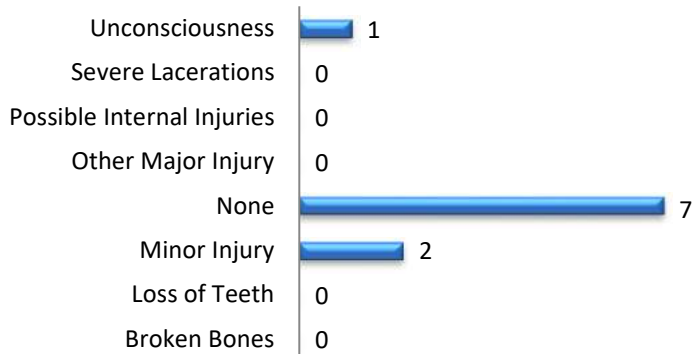


Drug Offenses by Type

**No Drug Offenses by Type
Reported**



Domestic Violence Injuries



2021 Property Values by Type

Type	Value
Seized	\$0
Burned	\$0
Counterfeited/Forged	\$110
Destroyed/Damaged	\$220
Recovered	\$0
Stolen	\$50,073
Total	\$50,403

2021 Washington NIBRS Submission Agencies

OMAK PD

Okanogan County

Population: 4,975
Months Reported: 7

Offense Overview

Offense Total 192
of Cleared Offense 1
Percent Cleared 0.5%

Group A Arrest Overview

Arrest Total 0
Adult Arrest Total 0
Juvenile Arrest Total 0

Group A Offenses	Reported 2020	Reported 2021	% of Change*	Crime Rate per 1,000	Total Arrests	DV Offense Totals
Murder	0	0		0.0	0	0
Manslaughter	0	0		0.0	0	0
Rape	0	1		0.2	0	0
Sodomy	0	0		0.0	0	0
Sexual Assault w/Object	0	0		0.0	0	0
Fondling	0	0		0.0	0	0
Aggravated Assault	0	0		0.0	0	0
Simple Assault	0	1		0.2	0	0
Intimidation	0	0		0.0	0	0
Kidnapping	0	0		0.0	0	0
Incest	0	0		0.0	0	0
Statutory Rape	0	0		0.0	0	0
Human Trafficking Offenses	0	0		0.0	0	0
Violation of No Contact/Protect.	1	6		1.2	0	0
Robbery	0	0		0.0	0	0
Burglary	2	7		1.4	0	0
Larceny-Theft Offenses	16	173		34.8	0	9
Motor Vehicle Theft	0	3		0.6	0	0
Arson	0	0		0.0	0	0
Destruction of Property	0	0		0.0	0	0
Counterfeiting/Forgery	0	1		0.2	0	0
Fraud Offenses	0	0		0.0	0	0
Embezzlement	0	0		0.0	0	0
Extortion/Blackmail	0	0		0.0	0	0
Bribery	0	0		0.0	0	0
Stolen Property Offenses	0	0		0.0	0	0
Animal Cruelty	0	0		0.0	0	0
Drug/Narcotic Violations	0	0		0.0	0	0
Drug Equipment Violations	0	0		0.0	0	0
Gambling Offenses	0	0		0.0	0	0
Pornography	0	0		0.0	0	0
Prostitution Offenses	0	0		0.0	0	0
Weapon Law Violations	0	0		0.0	0	0
Grand Total	19	192		38.6	0	9

* Please see #10 in the NIBRS Individual Agency Page Table Legend on page 88

2021 Washington NIBRS Submission Agencies

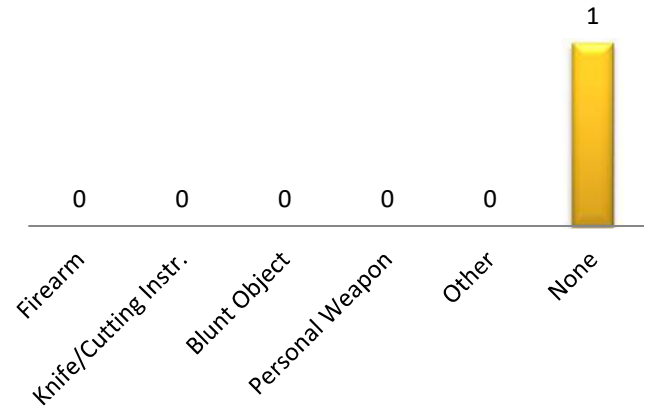
OMAK PD

Continued

2021 Group B Arrests

Offense	Adult	Juvenile
Bad Checks	0	0
Curfew/Vagrancy	0	0
Disorderly Conduct	0	0
Drunkenness	0	0
DUI	0	0
Family Offenses	0	0
Liquor Law Violations	0	0
Peeping Tom	0	0
Trespass	0	0
All Other Offenses	0	0
Total	0	0

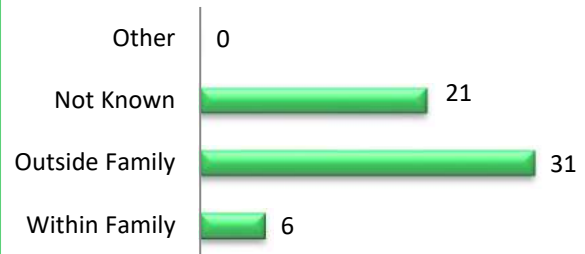
Weapons Used in Crimes



Drug Offenses by Type

**No Drug Offenses by Type
Reported**

Relationship of Victim to Offender



Domestic Violence Injuries

**No Domestic Violence
Injuries Reported**

2021 Property Values by Type

Type	Value
Seized	\$60
Burned	\$0
Counterfeited/Forged	\$800
Destroyed/Damaged	\$450
Recovered	\$0
Stolen	\$57,235
Total	\$58,545

2021 Washington NIBRS Submission Agencies

OROVILLE PD

Okanogan County

Population: 1,715
Months Reported: 4

Offense Overview

Offense Total 18
of Cleared Offense 7
Percent Cleared 38.9%

Group A Arrest Overview

Arrest Total 5
Adult Arrest Total 5
Juvenile Arrest Total 0

Group A Offenses	Reported 2020	Reported 2021	% of Change*	Crime Rate per 1,000	Total Arrests	DV Offense Totals
Murder	0	0		0.0	0	0
Manslaughter	0	0		0.0	0	0
Rape	1	0		0.0	0	0
Sodomy	0	0		0.0	0	0
Sexual Assault w/Object	0	0		0.0	0	0
Fondling	0	0		0.0	0	0
Aggravated Assault	3	0		0.0	0	0
Simple Assault	11	2		1.2	2	1
Intimidation	0	0		0.0	0	0
Kidnapping	0	0		0.0	0	0
Incest	0	0		0.0	0	0
Statutory Rape	0	0		0.0	0	0
Human Trafficking Offenses	0	0		0.0	0	0
Violation of No Contact/Protect.	2	0		0.0	0	0
Robbery	0	0		0.0	0	0
Burglary	17	2		1.2	0	0
Larceny-Theft Offenses	80	9		5.2	2	0
Motor Vehicle Theft	4	1		0.6	0	0
Arson	0	0		0.0	0	0
Destruction of Property	5	1		0.6	0	1
Counterfeiting/Forgery	0	0		0.0	0	0
Fraud Offenses	0	0		0.0	0	0
Embezzlement	0	0		0.0	0	0
Extortion/Blackmail	0	0		0.0	0	0
Bribery	0	0		0.0	0	0
Stolen Property Offenses	0	0		0.0	0	0
Animal Cruelty	0	0		0.0	0	0
Drug/Narcotic Violations	3	2		1.2	0	0
Drug Equipment Violations	0	0		0.0	0	0
Gambling Offenses	0	0		0.0	0	0
Pornography	1	0		0.0	0	0
Prostitution Offenses	0	0		0.0	0	0
Weapon Law Violations	0	1		0.6	1	0
Grand Total	127	18		10.5	5	2

* Please see #10 in the NIBRS Individual Agency Page Table Legend on page 88

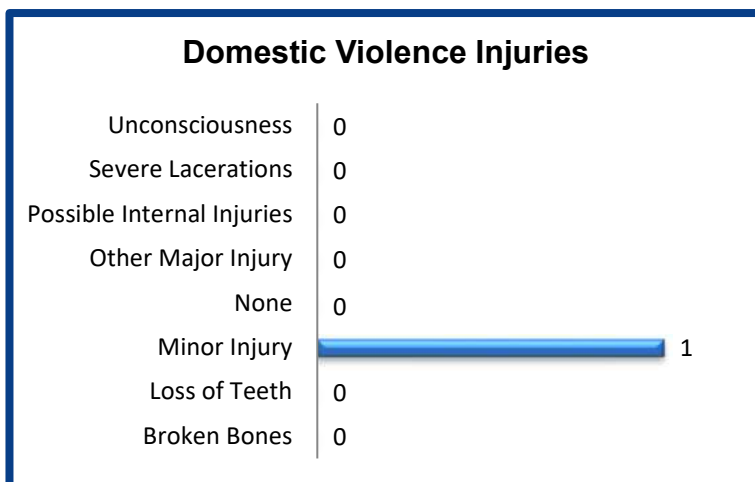
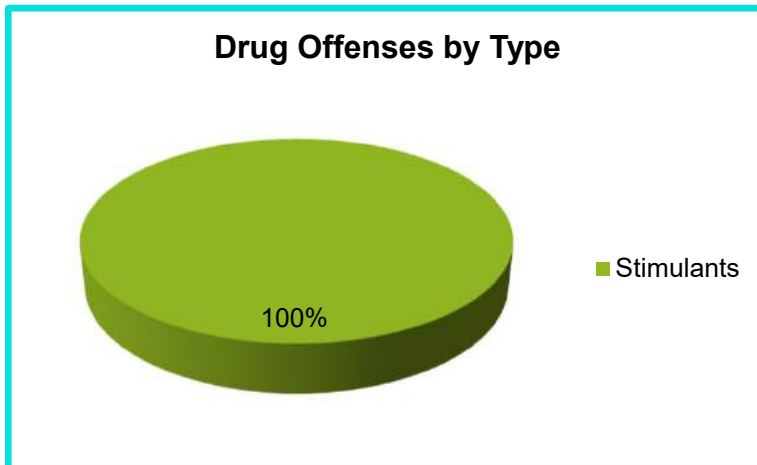
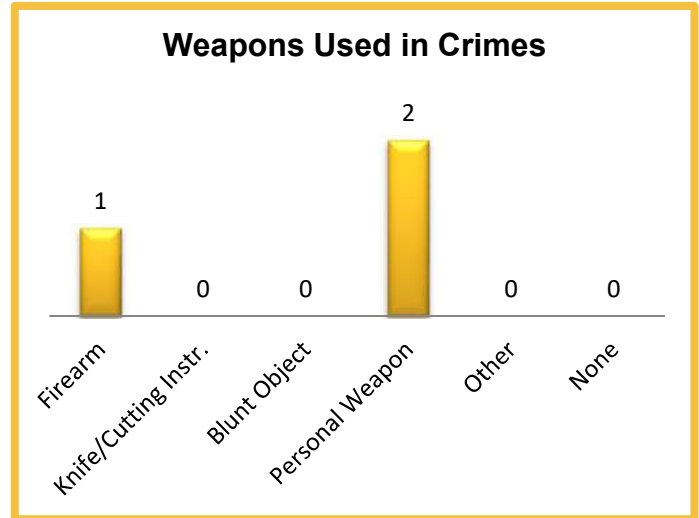
2021 Washington NIBRS Submission Agencies

OROVILLE PD

Continued

2021 Group B Arrests

Offense	Adult	Juvenile
Bad Checks	0	0
Curfew/Vagrancy	0	0
Disorderly Conduct	1	0
Drunkenness	0	0
DUI	1	0
Family Offenses	0	0
Liquor Law Violations	0	0
Peeping Tom	0	0
Trespass	0	0
All Other Offenses	1	0
Total	3	0



2021 Property Values by Type

Type	Value
Seized	\$0
Burned	\$0
Counterfeited/Forged	\$0
Destroyed/Damaged	\$220
Recovered	\$4,150
Stolen	\$16,304
Total	\$20,674

2021 Washington NIBRS Submission Agencies

TWISP PD

Okanogan County

Population: 1,015
Months Reported: 11

Offense Overview

Offense Total 23
of Cleared Offense 7
Percent Cleared 30.4%

Group A Arrest Overview

Arrest Total 8
Adult Arrest Total 7
Juvenile Arrest Total 1

Group A Offenses	Reported 2020	Reported 2021	% of Change*	Crime Rate per 1,000	Total Arrests	DV Offense Totals
Murder	0	0		0.0	0	0
Manslaughter	0	0		0.0	0	0
Rape	0	0		0.0	0	0
Sodomy	0	0		0.0	0	0
Sexual Assault w/Object	0	1		1.0	1	1
Fondling	0	0		0.0	0	0
Aggravated Assault	0	0		0.0	0	0
Simple Assault	7	2		2.0	2	2
Intimidation	2	0		0.0	0	0
Kidnapping	0	0		0.0	0	0
Incest	0	0		0.0	0	0
Statutory Rape	0	0		0.0	0	0
Human Trafficking Offenses	0	0		0.0	0	0
Violation of No Contact/Protect.	0	0		0.0	0	0
Robbery	0	0		0.0	0	0
Burglary	3	4		3.9	2	0
Larceny-Theft Offenses	7	7		6.9	1	0
Motor Vehicle Theft	1	1		1.0	0	0
Arson	0	0		0.0	0	0
Destruction of Property	0	2		2.0	1	0
Counterfeiting/Forgery	0	1		1.0	0	0
Fraud Offenses	1	3		3.0	0	0
Embezzlement	0	0		0.0	0	0
Extortion/Blackmail	0	0		0.0	0	0
Bribery	0	0		0.0	0	0
Stolen Property Offenses	0	1		1.0	1	0
Animal Cruelty	0	0		0.0	0	0
Drug/Narcotic Violations	1	1		1.0	0	0
Drug Equipment Violations	1	0		0.0	0	0
Gambling Offenses	0	0		0.0	0	0
Pornography	0	0		0.0	0	0
Prostitution Offenses	0	0		0.0	0	0
Weapon Law Violations	0	0		0.0	0	0
Grand Total	23	23		22.7	8	3

* Please see #10 in the NIBRS Individual Agency Page Table Legend on page 88

2021 Washington NIBRS Submission Agencies

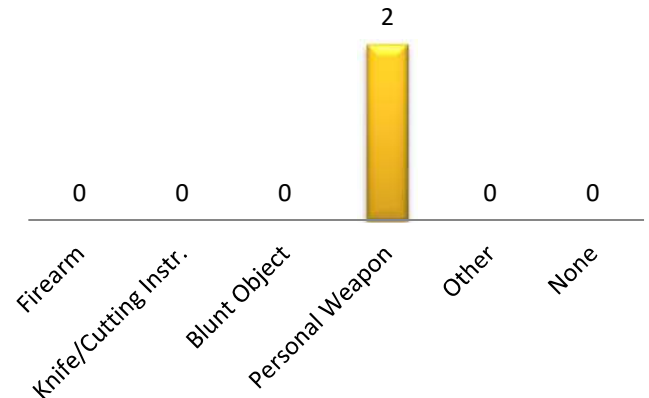
TWISP PD

Continued

2021 Group B Arrests

Offense	Adult	Juvenile
Bad Checks	0	0
Curfew/Vagrancy	0	0
Disorderly Conduct	0	0
Drunkenness	0	0
DUI	0	0
Family Offenses	0	0
Liquor Law Violations	0	0
Peeping Tom	0	0
Trespass	0	0
All Other Offenses	0	0
Total	0	0

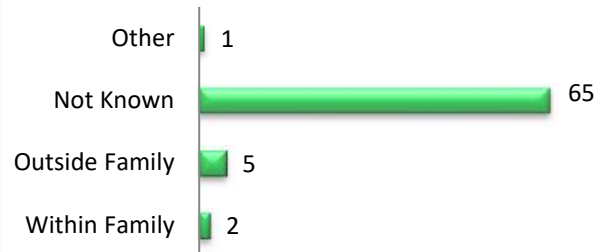
Weapons Used in Crimes



Drug Offenses by Type

**No Drug Offenses by Type
Reported**

Relationship of Victim to Offender



Domestic Violence Injuries

Unconsciousness	0
Severe Lacerations	0
Possible Internal Injuries	0
Other Major Injury	0
None	0
Minor Injury	3
Loss of Teeth	0
Broken Bones	0

2021 Property Values by Type

Type	Value
Seized	\$0
Burned	\$0
Counterfeited/Forged	\$100
Destroyed/Damaged	\$1,300
Recovered	\$0
Stolen	\$30,375
Total	\$31,775

2021 Washington NIBRS Submission Agencies

WINTHROP PD

Okanogan County

Population: 525
Months Reported: 12

Offense Overview

Offense Total 9
of Cleared Offense 3
Percent Cleared 33.3%

Group A Arrest Overview

Arrest Total 3
Adult Arrest Total 3
Juvenile Arrest Total 0

Group A Offenses	Reported 2020	Reported 2021	% of Change	Crime Rate per 1,000	Total Arrests	DV Offense Totals
Murder	0	0		0.0	0	0
Manslaughter	0	0		0.0	0	0
Rape	0	0		0.0	0	0
Sodomy	0	0		0.0	0	0
Sexual Assault w/Object	0	0		0.0	0	0
Fondling	0	0		0.0	0	0
Aggravated Assault	0	1		1.9	1	1
Simple Assault	2	0	-100.0%	0.0	0	0
Intimidation	1	0	-100.0%	0.0	0	0
Kidnapping	0	0		0.0	0	0
Incest	0	0		0.0	0	0
Statutory Rape	0	0		0.0	0	0
Human Trafficking Offenses	0	0		0.0	0	0
Violation of No Contact/Protect.	0	0		0.0	0	0
Robbery	0	0		0.0	0	0
Burglary	4	2	-50.0%	3.8	0	0
Larceny-Theft Offenses	6	4	-33.3%	7.6	1	0
Motor Vehicle Theft	0	0		0.0	0	0
Arson	0	0		0.0	0	0
Destruction of Property	6	0	-100.0%	0.0	0	0
Counterfeiting/Forgery	3	0	-100.0%	0.0	0	0
Fraud Offenses	1	1	0.0%	1.9	0	0
Embezzlement	0	0		0.0	0	0
Extortion/Blackmail	0	0		0.0	0	0
Bribery	0	0		0.0	0	0
Stolen Property Offenses	0	0		0.0	0	0
Animal Cruelty	0	0		0.0	0	0
Drug/Narcotic Violations	1	0	-100.0%	0.0	0	0
Drug Equipment Violations	0	0		0.0	0	0
Gambling Offenses	0	0		0.0	0	0
Pornography	0	0		0.0	0	0
Prostitution Offenses	0	0		0.0	0	0
Weapon Law Violations	0	1		1.9	1	0
Grand Total	24	9	-62.5%	17.1	3	1

2021 Washington NIBRS Submission Agencies

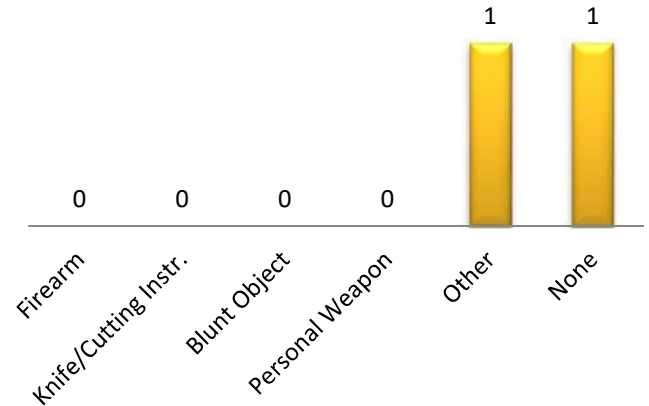
WINTHROP PD

Continued

2021 Group B Arrests

Offense	Adult	Juvenile
Bad Checks	0	0
Curfew/Vagrancy	0	0
Disorderly Conduct	0	0
Drunkenness	0	0
DUI	1	0
Family Offenses	0	0
Liquor Law Violations	0	0
Peeping Tom	0	0
Trespass	0	0
All Other Offenses	0	0
Total	1	0

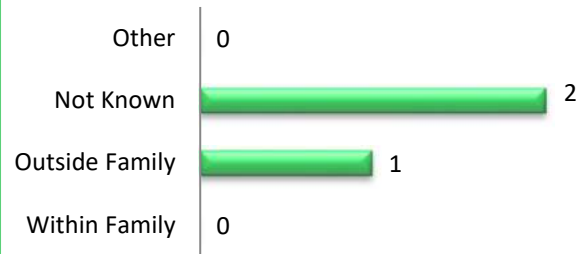
Weapons Used in Crimes



Drug Offenses by Type

**No Drug Offenses by Type
Reported**

Relationship of Victim to Offender



Domestic Violence Injuries



2021 Property Values by Type

Type	Value
Seized	\$0
Burned	\$0
Counterfeited/Forged	\$0
Destroyed/Damaged	\$0
Recovered	\$0
Stolen	\$5,474
Total	\$5,474

2021 Washington NIBRS Submission Agencies

PACIFIC SO

Pacific County

Population: 14,895
Months Reported: 6

Offense Overview

Offense Total 83
of Cleared Offense 23
Percent Cleared 27.7%

Group A Arrest Overview

Arrest Total 13
Adult Arrest Total 13
Juvenile Arrest Total 0

Group A Offenses	Reported 2020	Reported 2021	% of Change*	Crime Rate per 1,000	Total Arrests	DV Offense Totals
Murder	0	0		0.0	0	0
Manslaughter	0	0		0.0	0	0
Rape	0	0		0.0	0	0
Sodomy	1	0		0.0	0	0
Sexual Assault w/Object	0	0		0.0	0	0
Fondling	4	0		0.0	0	0
Aggravated Assault	16	0		0.0	0	0
Simple Assault	36	8		0.5	1	1
Intimidation	4	0		0.0	0	0
Kidnapping	0	0		0.0	0	0
Incest	0	0		0.0	0	0
Statutory Rape	1	0		0.0	0	0
Human Trafficking Offenses	0	0		0.0	0	0
Violation of No Contact/Protect.	0	0		0.0	0	0
Robbery	1	0		0.0	0	0
Burglary	63	13		0.9	0	0
Larceny-Theft Offenses	62	32		2.1	0	0
Motor Vehicle Theft	16	3		0.2	0	0
Arson	0	1		0.1	1	0
Destruction of Property	8	4		0.3	0	0
Counterfeiting/Forgery	1	0		0.0	0	0
Fraud Offenses	10	2		0.1	0	0
Embezzlement	0	0		0.0	0	0
Extortion/Blackmail	0	0		0.0	0	0
Bribery	0	1		0.1	0	0
Stolen Property Offenses	0	0		0.0	0	0
Animal Cruelty	0	0		0.0	0	0
Drug/Narcotic Violations	31	11		0.7	11	0
Drug Equipment Violations	26	8		0.5	0	0
Gambling Offenses	0	0		0.0	0	0
Pornography	1	0		0.0	0	0
Prostitution Offenses	0	0		0.0	0	0
Weapon Law Violations	1	0		0.0	0	0
Grand Total	282	83		5.6	13	1

* Please see #10 in the NIBRS Individual Agency Page Table Legend on page 88

2021 Washington NIBRS Submission Agencies

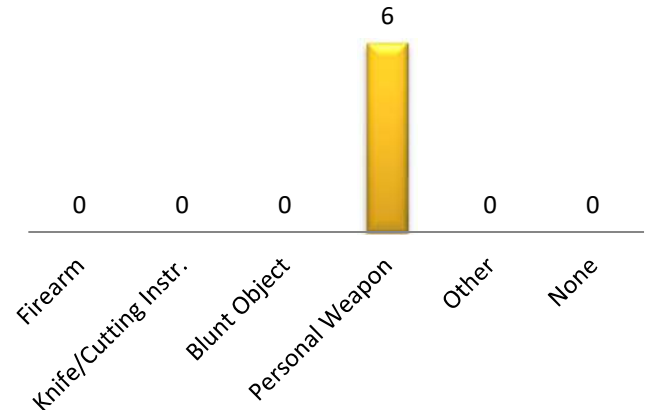
PACIFIC SO

Continued

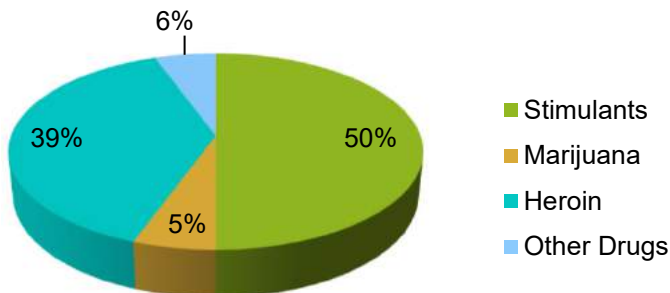
2021 Group B Arrests

Offense	Adult	Juvenile
Bad Checks	0	0
Curfew/Vagrancy	0	0
Disorderly Conduct	0	0
Drunkenness	0	0
DUI	0	0
Family Offenses	0	0
Liquor Law Violations	0	0
Peeping Tom	0	0
Trespass	0	0
All Other Offenses	0	0
Total	0	0

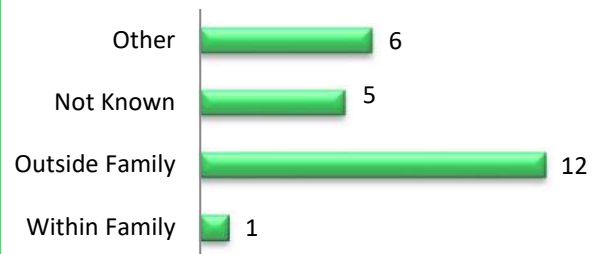
Weapons Used in Crimes



Drug Offenses by Type



Relationship of Victim to Offender



Domestic Violence Injuries

Unconsciousness	0
Severe Lacerations	0
Possible Internal Injuries	0
Other Major Injury	0
None	0
Minor Injury	1
Loss of Teeth	0
Broken Bones	0

2021 Property Values by Type

Type	Value
Seized	\$1,176
Burned	\$5,000
Counterfeited/Forged	\$0
Destroyed/Damaged	\$3,691
Recovered	\$6,037
Stolen	\$55,158
Total	\$71,062

2021 Washington NIBRS Submission Agencies

ILWACO PD

Pacific County

Population: 970
Months Reported: 9

Offense Overview

Offense Total 23
of Cleared Offense 11
Percent Cleared 47.8%

Group A Arrest Overview

Arrest Total 11
Adult Arrest Total 9
Juvenile Arrest Total 2

Group A Offenses	Reported 2020	Reported 2021	% of Change*	Crime Rate per 1,000	Total Arrests	DV Offense Totals
Murder	0	0		0.0	0	0
Manslaughter	0	0		0.0	0	0
Rape	0	0		0.0	0	0
Sodomy	0	0		0.0	0	0
Sexual Assault w/Object	0	0		0.0	0	0
Fondling	0	0		0.0	0	0
Aggravated Assault	1	0		0.0	0	0
Simple Assault	9	6		6.2	5	3
Intimidation	0	0		0.0	0	0
Kidnapping	0	0		0.0	0	0
Incest	0	0		0.0	0	0
Statutory Rape	1	0		0.0	0	0
Human Trafficking Offenses	0	0		0.0	0	0
Violation of No Contact/Protect.	2	4		4.1	4	3
Robbery	0	0		0.0	0	0
Burglary	1	2		2.1	0	0
Larceny-Theft Offenses	2	6		6.2	0	0
Motor Vehicle Theft	3	2		2.1	0	0
Arson	0	0		0.0	0	0
Destruction of Property	0	3		3.1	2	0
Counterfeiting/Forgery	0	0		0.0	0	0
Fraud Offenses	0	0		0.0	0	0
Embezzlement	0	0		0.0	0	0
Extortion/Blackmail	0	0		0.0	0	0
Bribery	0	0		0.0	0	0
Stolen Property Offenses	1	0		0.0	0	0
Animal Cruelty	0	0		0.0	0	0
Drug/Narcotic Violations	3	0		0.0	0	0
Drug Equipment Violations	0	0		0.0	0	0
Gambling Offenses	0	0		0.0	0	0
Pornography	0	0		0.0	0	0
Prostitution Offenses	0	0		0.0	0	0
Weapon Law Violations	0	0		0.0	0	0
Grand Total	23	23		23.7	11	6

* Please see #10 in the NIBRS Individual Agency Page Table Legend on page 88

2021 Washington NIBRS Submission Agencies

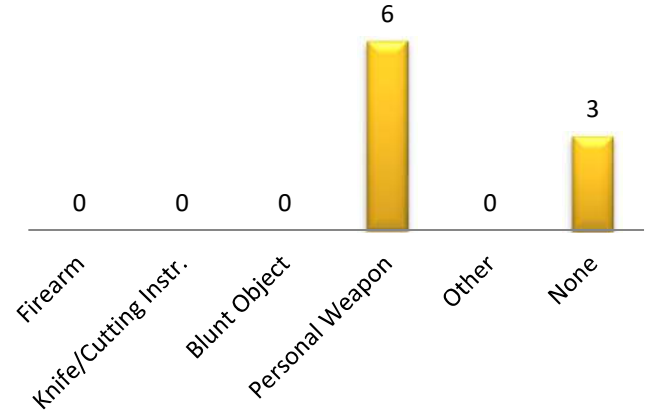
ILWACO PD

Continued

2021 Group B Arrests

Offense	Adult	Juvenile
Bad Checks	0	0
Curfew/Vagrancy	0	0
Disorderly Conduct	1	0
Drunkenness	0	0
DUI	2	0
Family Offenses	0	0
Liquor Law Violations	0	0
Peeping Tom	0	0
Trespass	2	0
All Other Offenses	0	0
Total	5	0

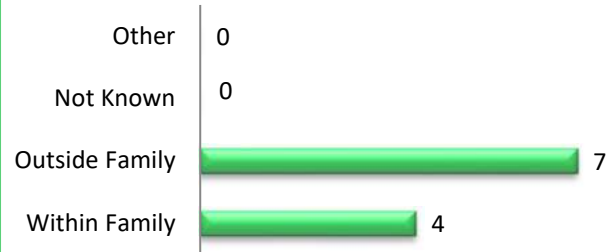
Weapons Used in Crimes



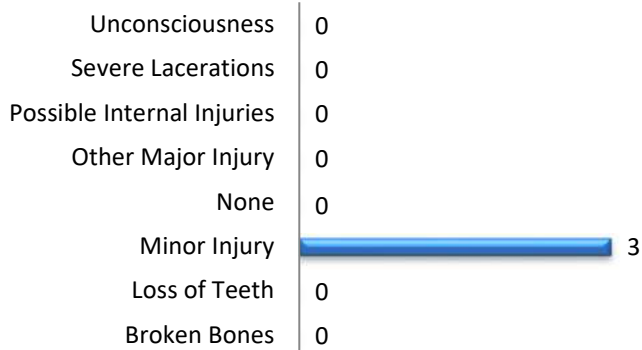
Drug Offenses by Type

No Drug Offenses by Type Reported

Relationship of Victim to Offender



Domestic Violence Injuries



2021 Property Values by Type

Type	Value
Seized	\$0
Burned	\$0
Counterfeited/Forged	\$0
Destroyed/Damaged	\$5,300
Recovered	\$0
Stolen	\$46,780
Total	\$52,080

2021 Washington NIBRS Submission Agencies

LONG BEACH PD

Pacific County

Population: 1,625
Months Reported: 12

Offense Overview

Offense Total 63
of Cleared Offense 31
Percent Cleared 49.2%

Group A Arrest Overview

Arrest Total 32
Adult Arrest Total 31
Juvenile Arrest Total 1

Group A Offenses	Reported 2020	Reported 2021	% of Change	Crime Rate per 1,000	Total Arrests	DV Offense Totals
Murder	0	0		0.0	0	0
Manslaughter	0	0		0.0	0	0
Rape	0	0		0.0	0	0
Sodomy	0	0		0.0	0	0
Sexual Assault w/Object	0	0		0.0	0	0
Fondling	0	0		0.0	0	0
Aggravated Assault	5	0	-100.0%	0.0	0	0
Simple Assault	17	18	5.9%	11.1	16	10
Intimidation	0	0		0.0	0	0
Kidnapping	0	0		0.0	0	0
Incest	1	0	-100.0%	0.0	0	0
Statutory Rape	0	0		0.0	0	0
Human Trafficking Offenses	0	0		0.0	0	0
Violation of No Contact/Protect.	6	3	-50.0%	1.8	3	1
Robbery	0	0		0.0	0	0
Burglary	6	4	-33.3%	2.5	1	0
Larceny-Theft Offenses	9	12	33.3%	7.4	6	0
Motor Vehicle Theft	0	2		1.2	0	0
Arson	0	0		0.0	0	0
Destruction of Property	1	23	2200.0%	14.2	4	0
Counterfeiting/Forgery	0	0		0.0	0	0
Fraud Offenses	0	0		0.0	1	0
Embezzlement	1	0	-100.0%	0.0	0	0
Extortion/Blackmail	0	0		0.0	0	0
Bribery	0	0		0.0	0	0
Stolen Property Offenses	0	0		0.0	0	0
Animal Cruelty	0	0		0.0	0	0
Drug/Narcotic Violations	3	1	-66.7%	0.6	1	0
Drug Equipment Violations	0	0		0.0	0	0
Gambling Offenses	0	0		0.0	0	0
Pornography	0	0		0.0	0	0
Prostitution Offenses	0	0		0.0	0	0
Weapon Law Violations	1	0	-100.0%	0.0	0	0
Grand Total	50	63	26.0%	38.8	32	11

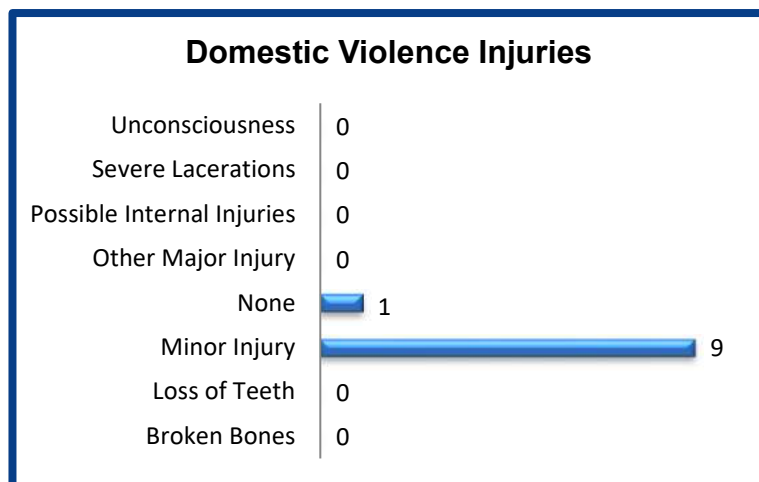
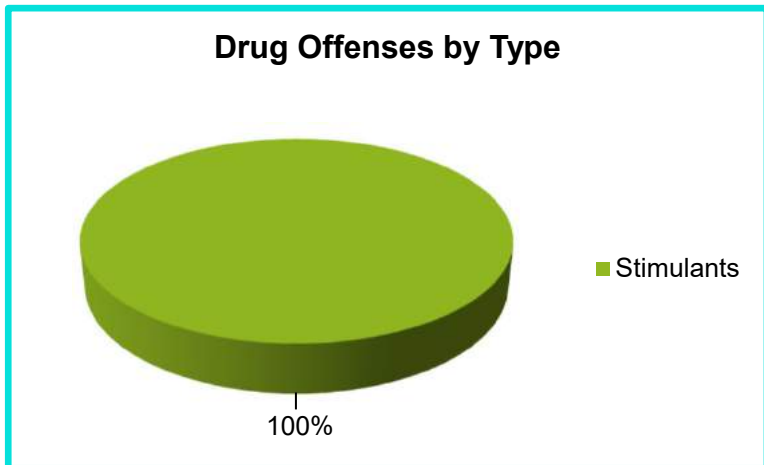
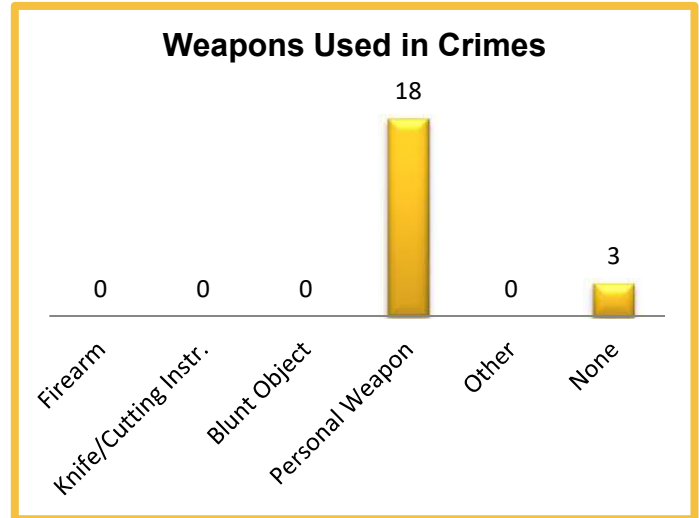
2021 Washington NIBRS Submission Agencies

LONG BEACH PD

Continued

2021 Group B Arrests

Offense	Adult	Juvenile
Bad Checks	0	0
Curfew/Vagrancy	0	0
Disorderly Conduct	0	0
Drunkenness	0	0
DUI	8	0
Family Offenses	0	0
Liquor Law Violations	0	0
Peeping Tom	0	0
Trespass	2	0
All Other Offenses	2	0
Total	12	0



2021 Property Values by Type

Type	Value
Seized	\$0
Burned	\$0
Counterfeited/Forged	\$0
Destroyed/Damaged	\$41,330
Recovered	\$0
Stolen	\$19,045
Total	\$60,375

2021 Washington NIBRS Submission Agencies

RAYMOND PD

Pacific County

Population: 2,925
Months Reported: 12

Offense Overview

Offense Total 84
of Cleared Offense 20
Percent Cleared 23.8%

Group A Arrest Overview

Arrest Total 23
Adult Arrest Total 21
Juvenile Arrest Total 2

Group A Offenses	Reported 2020	Reported 2021	% of Change	Crime Rate per 1,000	Total Arrests	DV Offense Totals
Murder	0	0		0.0	0	0
Manslaughter	0	0		0.0	0	0
Rape	1	3	200.0%	1.0	1	1
Sodomy	0	0		0.0	0	0
Sexual Assault w/Object	0	0		0.0	0	0
Fondling	1	0	-100.0%	0.0	0	0
Aggravated Assault	2	4	100.0%	1.4	3	2
Simple Assault	15	25	66.7%	8.5	10	20
Intimidation	0	0		0.0	0	0
Kidnapping	0	0		0.0	0	0
Incest	0	0		0.0	0	0
Statutory Rape	0	0		0.0	0	0
Human Trafficking Offenses	0	0		0.0	0	0
Violation of No Contact/Protect.	0	0		0.0	1	0
Robbery	0	2		0.7	3	0
Burglary	5	5	0.0%	1.7	1	0
Larceny-Theft Offenses	13	23	76.9%	7.9	2	2
Motor Vehicle Theft	0	2		0.7	0	0
Arson	0	1		0.3	0	0
Destruction of Property	10	12	20.0%	4.1	0	0
Counterfeiting/Forgery	6	2	-66.7%	0.7	0	0
Fraud Offenses	1	0	-100.0%	0.0	0	0
Embezzlement	0	0		0.0	0	0
Extortion/Blackmail	0	0		0.0	0	0
Bribery	0	0		0.0	0	0
Stolen Property Offenses	1	0	-100.0%	0.0	0	0
Animal Cruelty	0	0		0.0	0	0
Drug/Narcotic Violations	3	0	-100.0%	0.0	0	0
Drug Equipment Violations	0	2		0.7	2	0
Gambling Offenses	0	0		0.0	0	0
Pornography	0	2		0.7	0	0
Prostitution Offenses	0	0		0.0	0	0
Weapon Law Violations	0	1		0.3	0	0
Grand Total	58	84	44.8%	28.7	23	25

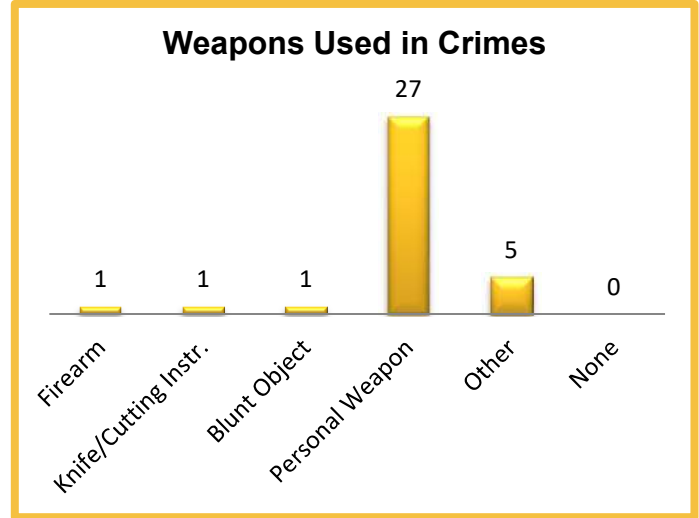
2021 Washington NIBRS Submission Agencies

RAYMOND PD

Continued

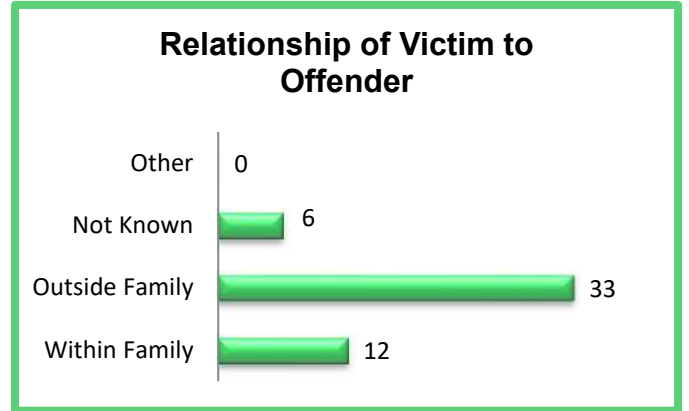
2021 Group B Arrests

Offense	Adult	Juvenile
Bad Checks	0	0
Curfew/Vagrancy	0	0
Disorderly Conduct	0	0
Drunkenness	1	0
DUI	1	0
Family Offenses	0	0
Liquor Law Violations	0	0
Peeping Tom	0	0
Trespass	0	0
All Other Offenses	3	0
Total	5	0

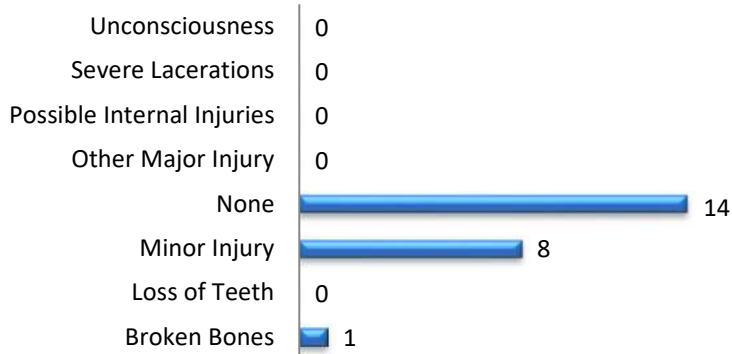


Drug Offenses by Type

**No Drug Offenses by Type
Reported**



Domestic Violence Injuries



2021 Property Values by Type

Type	Value
Seized	\$0
Burned	\$2,000
Counterfeited/Forged	\$200
Destroyed/Damaged	\$8,477
Recovered	\$129
Stolen	\$23,358
Total	\$34,164

2021 Washington NIBRS Submission Agencies

SOUTH BEND PD

Pacific County

Population: 1,660
Months Reported: 12

Offense Overview

Offense Total 15
of Cleared Offense 1
Percent Cleared 6.7%

Group A Arrest Overview

Arrest Total 0
Adult Arrest Total 0
Juvenile Arrest Total 0

Group A Offenses	Reported 2020	Reported 2021	% of Change	Crime Rate per 1,000	Total Arrests	DV Offense Totals
Murder	0	0		0.0	0	0
Manslaughter	0	0		0.0	0	0
Rape	1	0	-100.0%	0.0	0	0
Sodomy	0	0		0.0	0	0
Sexual Assault w/Object	1	0	-100.0%	0.0	0	0
Fondling	0	2		1.2	0	2
Aggravated Assault	1	0	-100.0%	0.0	0	0
Simple Assault	14	4	-71.4%	2.4	0	3
Intimidation	3	0	-100.0%	0.0	0	0
Kidnapping	0	0		0.0	0	0
Incest	0	0		0.0	0	0
Statutory Rape	0	0		0.0	0	0
Human Trafficking Offenses	0	0		0.0	0	0
Violation of No Contact/Protect.	2	0	-100.0%	0.0	0	0
Robbery	0	1		0.6	0	0
Burglary	1	2	100.0%	1.2	0	0
Larceny-Theft Offenses	5	2	-60.0%	1.2	0	0
Motor Vehicle Theft	3	0	-100.0%	0.0	0	0
Arson	0	0		0.0	0	0
Destruction of Property	5	3	-40.0%	1.8	0	1
Counterfeiting/Forgery	0	0		0.0	0	0
Fraud Offenses	0	0		0.0	0	0
Embezzlement	0	0		0.0	0	0
Extortion/Blackmail	0	0		0.0	0	0
Bribery	0	0		0.0	0	0
Stolen Property Offenses	0	0		0.0	0	0
Animal Cruelty	0	0		0.0	0	0
Drug/Narcotic Violations	2	0	-100.0%	0.0	0	0
Drug Equipment Violations	2	1	-50.0%	0.6	0	0
Gambling Offenses	0	0		0.0	0	0
Pornography	0	0		0.0	0	0
Prostitution Offenses	0	0		0.0	0	0
Weapon Law Violations	0	0		0.0	0	0
Grand Total	40	15	-62.5%	9.0	0	6

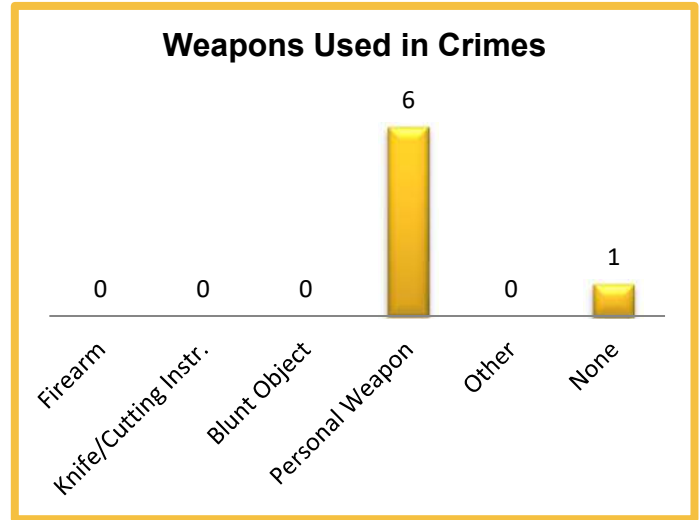
2021 Washington NIBRS Submission Agencies

SOUTH BEND PD

Continued

2021 Group B Arrests

Offense	Adult	Juvenile
Bad Checks	0	0
Curfew/Vagrancy	0	0
Disorderly Conduct	1	0
Drunkenness	2	0
DUI	0	0
Family Offenses	0	0
Liquor Law Violations	2	1
Peeping Tom	0	0
Trespass	0	0
All Other Offenses	0	0
Total	5	1

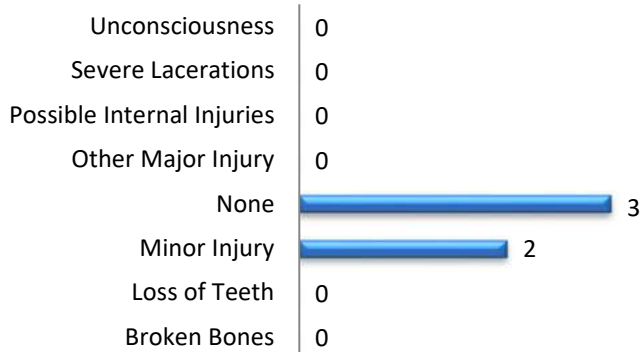


Drug Offenses by Type

**No Drug Offenses by Type
Reported**



Domestic Violence Injuries



2021 Property Values by Type

Type	Value
Seized	\$99
Burned	\$0
Counterfeited/Forged	\$0
Destroyed/Damaged	\$750
Recovered	\$0
Stolen	\$123
Total	\$972

2021 Washington NIBRS Submission Agencies

PEND OREILLE SO

Pend Oreille County

Population: 11,770
Months Reported: 12

Offense Overview

Offense Total 418
of Cleared Offense 76
Percent Cleared 18.2%

Group A Arrest Overview

Arrest Total 69
Adult Arrest Total 63
Juvenile Arrest Total 6

Group A Offenses	Reported 2020	Reported 2021	% of Change	Crime Rate per 1,000	Total Arrests	DV Offense Totals
Murder	2	0	-100.0%	0.0	0	0
Manslaughter	0	0		0.0	0	0
Rape	6	4	-33.3%	0.3	0	1
Sodomy	0	0		0.0	0	0
Sexual Assault w/Object	0	0		0.0	0	0
Fondling	15	4	-73.3%	0.3	0	2
Aggravated Assault	15	5	-66.7%	0.4	2	2
Simple Assault	84	81	-3.6%	6.9	40	68
Intimidation	26	21	-19.2%	1.8	0	3
Kidnapping	3	0	-100.0%	0.0	1	0
Incest	0	0		0.0	0	0
Statutory Rape	0	0		0.0	0	0
Human Trafficking Offenses	0	0		0.0	0	0
Violation of No Contact/Protect.	40	45	12.5%	3.8	11	34
Robbery	0	0		0.0	0	0
Burglary	39	42	7.7%	3.6	1	0
Larceny-Theft Offenses	81	111	37.0%	9.4	3	0
Motor Vehicle Theft	24	35	45.8%	3.0	1	1
Arson	0	3		0.3	2	0
Destruction of Property	28	34	21.4%	2.9	3	3
Counterfeiting/Forgery	1	1	0.0%	0.1	0	0
Fraud Offenses	42	12	-71.4%	1.0	0	0
Embezzlement	0	0		0.0	0	0
Extortion/Blackmail	0	0		0.0	0	0
Bribery	0	0		0.0	0	0
Stolen Property Offenses	2	2	0.0%	0.2	0	0
Animal Cruelty	0	0		0.0	0	0
Drug/Narcotic Violations	10	5	-50.0%	0.4	4	0
Drug Equipment Violations	0	0		0.0	0	0
Gambling Offenses	0	0		0.0	0	0
Pornography	1	2	100.0%	0.2	0	0
Prostitution Offenses	0	0		0.0	0	0
Weapon Law Violations	24	11	-54.2%	0.9	1	0
Grand Total	443	418	-5.6%	35.5	69	114

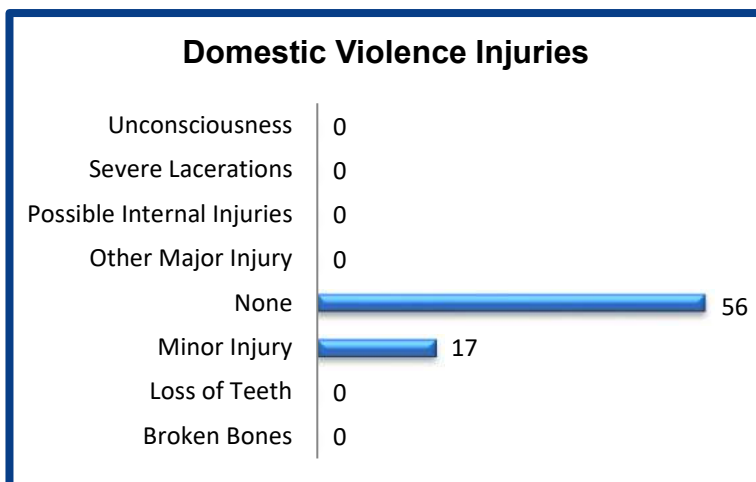
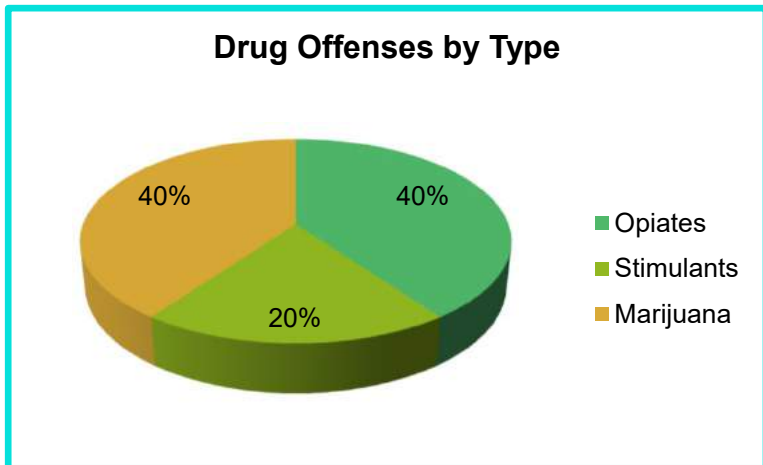
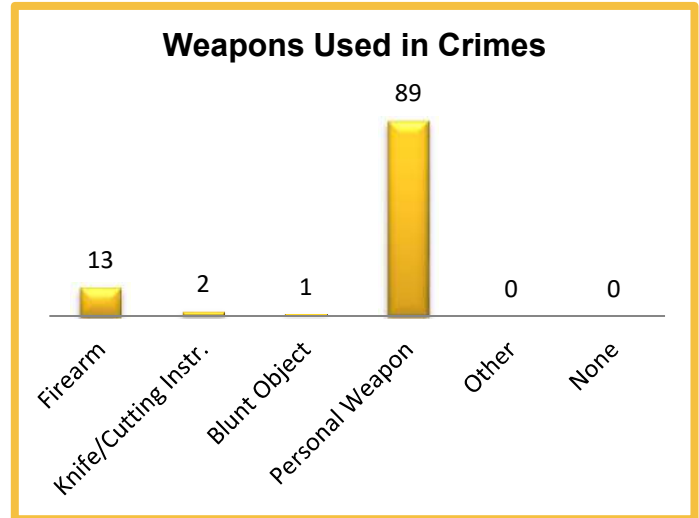
2021 Washington NIBRS Submission Agencies

PEND OREILLE SO

Continued

2021 Group B Arrests

Offense	Adult	Juvenile
Bad Checks	0	0
Curfew/Vagrancy	0	0
Disorderly Conduct	7	0
Drunkenness	0	0
DUI	16	0
Family Offenses	0	0
Liquor Law Violations	0	0
Peeping Tom	0	0
Trespass	5	0
All Other Offenses	0	0
Total	28	0



2021 Property Values by Type

Type	Value
Seized	\$0
Burned	\$77,034
Counterfeited/Forged	\$20
Destroyed/Damaged	\$35,312
Recovered	\$139,508
Stolen	\$599,770
Total	\$851,644

2021 Washington NIBRS Submission Agencies

NEWPORT PD

Pend Oreille County

Population: 2,230
Months Reported: 12

Offense Overview

Offense Total 93
of Cleared Offense 43
Percent Cleared 46.2%

Group A Arrest Overview

Arrest Total 36
Adult Arrest Total 35
Juvenile Arrest Total 1

Group A Offenses	Reported 2020	Reported 2021	% of Change	Crime Rate per 1,000	Total Arrests	DV Offense Totals
Murder	0	0		0.0	0	0
Manslaughter	0	0		0.0	0	0
Rape	0	1		0.4	1	0
Sodomy	0	0		0.0	0	0
Sexual Assault w/Object	0	0		0.0	0	0
Fondling	0	0		0.0	0	0
Aggravated Assault	1	1	0.0%	0.4	1	1
Simple Assault	7	34	385.7%	15.2	19	24
Intimidation	0	1		0.4	0	0
Kidnapping	0	0		0.0	0	0
Incest	0	0		0.0	0	0
Statutory Rape	0	0		0.0	0	0
Human Trafficking Offenses	0	0		0.0	0	0
Violation of No Contact/Protect.	4	6	50.0%	2.7	3	5
Robbery	0	0		0.0	0	0
Burglary	3	4	33.3%	1.8	0	0
Larceny-Theft Offenses	24	25	4.2%	11.2	6	0
Motor Vehicle Theft	5	2	-60.0%	0.9	0	0
Arson	0	0		0.0	0	0
Destruction of Property	13	15	15.4%	6.7	2	2
Counterfeiting/Forgery	1	0	-100.0%	0.0	0	0
Fraud Offenses	4	1	-75.0%	0.4	2	0
Embezzlement	0	0		0.0	0	0
Extortion/Blackmail	0	0		0.0	0	0
Bribery	0	0		0.0	0	0
Stolen Property Offenses	1	0	-100.0%	0.0	0	0
Animal Cruelty	0	0		0.0	0	0
Drug/Narcotic Violations	5	2	-60.0%	0.9	1	0
Drug Equipment Violations	0	0		0.0	0	0
Gambling Offenses	0	0		0.0	0	0
Pornography	0	0		0.0	0	0
Prostitution Offenses	0	0		0.0	0	0
Weapon Law Violations	2	1	-50.0%	0.4	1	0
Grand Total	70	93	32.9%	41.7	36	32

2021 Washington NIBRS Submission Agencies

NEWPORT PD

Continued

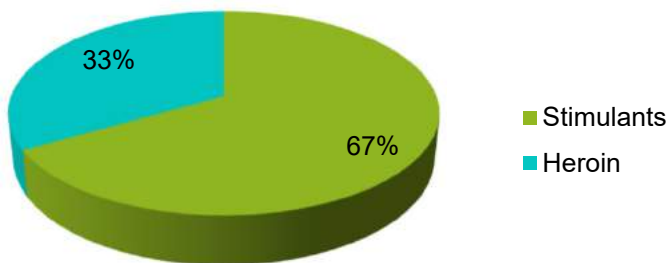
2021 Group B Arrests

Offense	Adult	Juvenile
Bad Checks	0	0
Curfew/Vagrancy	0	0
Disorderly Conduct	1	0
Drunkenness	0	0
DUI	3	0
Family Offenses	0	0
Liquor Law Violations	0	0
Peeping Tom	0	0
Trespass	5	1
All Other Offenses	5	1
Total	14	2

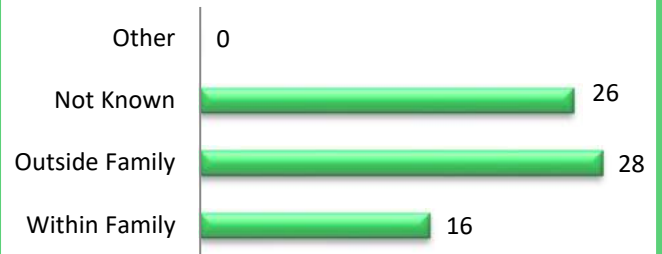
Weapons Used in Crimes



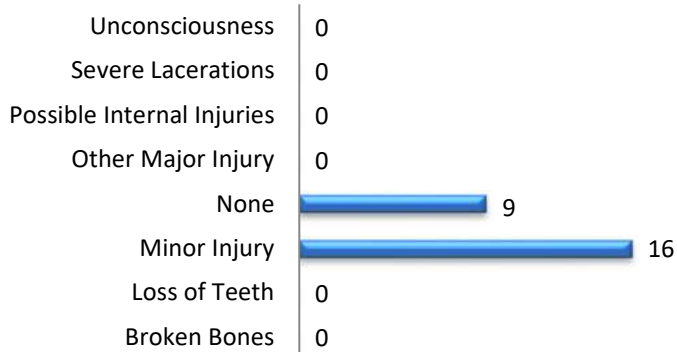
Drug Offenses by Type



Relationship of Victim to Offender



Domestic Violence Injuries



2021 Property Values by Type

Type	Value
Seized	\$0
Burned	\$0
Counterfeited/Forged	\$0
Destroyed/Damaged	\$5,333
Recovered	\$43,315
Stolen	\$65,968
Total	\$114,616

2021 Washington NIBRS Submission Agencies

PIERCE SO

Pierce County

Population: 437,345
Months Reported: 12

Offense Overview

Offense Total 18,441
of Cleared Offense 2,635
Percent Cleared 14.3%

Group A Arrest Overview

Arrest Total 1,924
Adult Arrest Total 1,827
Juvenile Arrest Total 97

Group A Offenses	Reported 2020	Reported 2021	% of Change	Crime Rate per 1,000	Total Arrests	DV Offense Totals
Murder	13	18	38.5%	0.0	10	4
Manslaughter	1	1	0.0%	0.0	0	1
Rape	88	105	19.3%	0.2	7	31
Sodomy	8	6	-25.0%	0.0	0	1
Sexual Assault w/Object	4	8	100.0%	0.0	0	3
Fondling	170	193	13.5%	0.4	19	41
Aggravated Assault	895	1,045	16.8%	2.4	377	401
Simple Assault	1,808	1,687	-6.7%	3.9	686	1,009
Intimidation	57	66	15.8%	0.2	3	24
Kidnapping	84	83	-1.2%	0.2	37	52
Incest	2	3	50.0%	0.0	0	2
Statutory Rape	20	18	-10.0%	0.0	5	3
Human Trafficking Offenses	1	1	0.0%	0.0	0	0
Violation of No Contact/Protect.	845	843	-0.2%	1.9	202	790
Robbery	169	179	5.9%	0.4	49	11
Burglary	1,723	1,938	12.5%	4.4	145	96
Larceny-Theft Offenses	4,710	5,070	7.6%	11.6	63	59
Motor Vehicle Theft	1,221	1,874	53.5%	4.3	36	18
Arson	58	73	25.9%	0.2	8	5
Destruction of Property	2,993	3,251	8.6%	7.4	75	314
Counterfeiting/Forgery	69	65	-5.8%	0.1	5	2
Fraud Offenses	2,661	1,221	-54.1%	2.8	6	25
Embezzlement	2	0	-100.0%	0.0	0	0
Extortion/Blackmail	44	41	-6.8%	0.1	0	0
Bribery	0	0		0.0	0	0
Stolen Property Offenses	255	213	-16.5%	0.5	107	3
Animal Cruelty	8	44	450.0%	0.1	0	0
Drug/Narcotic Violations	382	148	-61.3%	0.3	39	0
Drug Equipment Violations	115	27	-76.5%	0.1	7	0
Gambling Offenses	0	0		0.0	0	0
Pornography	62	38	-38.7%	0.1	6	0
Prostitution Offenses	3	2	-33.3%	0.0	0	0
Weapon Law Violations	175	180	2.9%	0.4	32	0
Grand Total	18,646	18,441	-1.1%	42.2	1,924	2,895

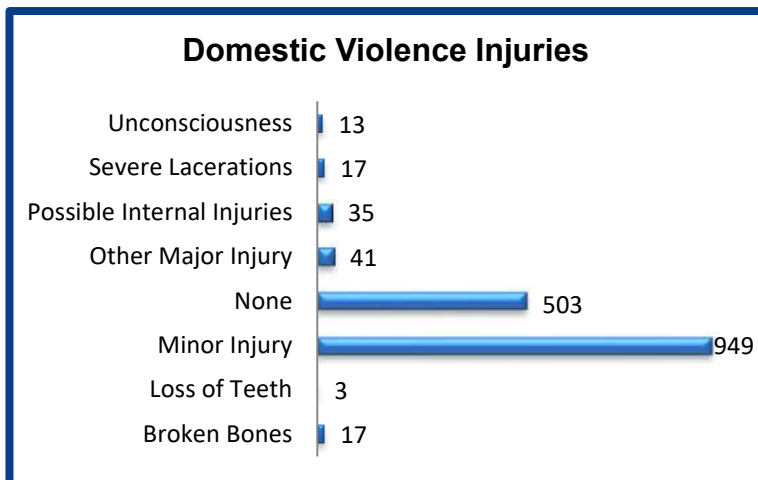
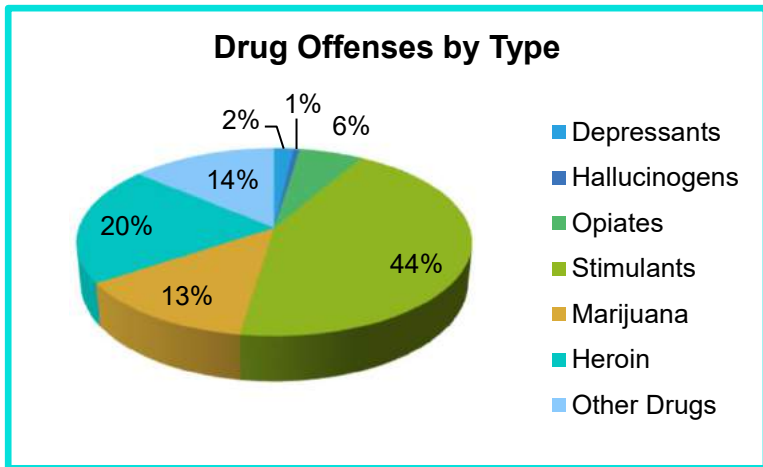
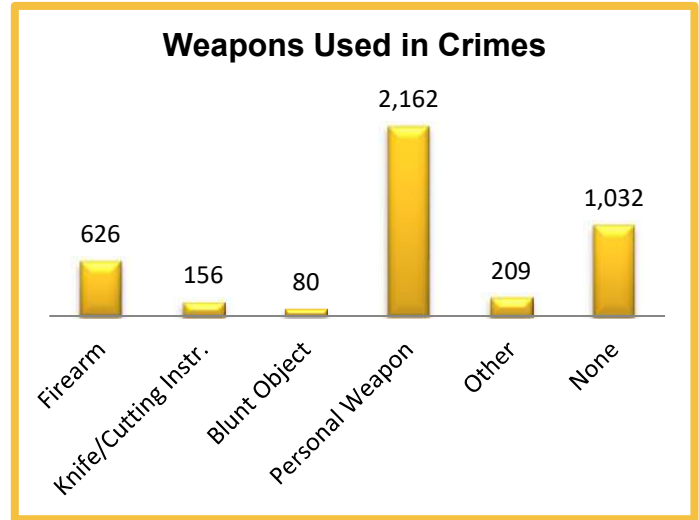
2021 Washington NIBRS Submission Agencies

PIERCE SO

Continued

2021 Group B Arrests

Offense	Adult	Juvenile
Bad Checks	1	0
Curfew/Vagrancy	3	0
Disorderly Conduct	2	0
Drunkenness	0	0
DUI	134	1
Family Offenses	4	0
Liquor Law Violations	0	0
Peeping Tom	0	0
Trespass	65	0
All Other Offenses	318	16
Total	527	17



2021 Property Values by Type

Type	Value
Seized	\$576,939
Burned	\$5,191,032
Counterfeited/Forged	\$33,304
Destroyed/Damaged	\$125,094,529
Recovered	\$8,980,941
Stolen	\$65,691,724
Total	\$205,568,469

2021 Washington NIBRS Submission Agencies

BONNEY LAKE PD

Pierce County

Population: 22,540
Months Reported: 12

Offense Overview

Offense Total 1,276
of Cleared Offense 382
Percent Cleared 29.9%

Group A Arrest Overview

Arrest Total 346
Adult Arrest Total 341
Juvenile Arrest Total 5

Group A Offenses	Reported 2020	Reported 2021	% of Change	Crime Rate per 1,000	Total Arrests	DV Offense Totals
Murder	1	0	-100.0%	0.0	0	0
Manslaughter	0	0		0.0	0	0
Rape	4	6	50.0%	0.3	1	1
Sodomy	0	0		0.0	0	0
Sexual Assault w/Object	0	0		0.0	0	0
Fondling	10	14	40.0%	0.6	3	2
Aggravated Assault	25	30	20.0%	1.3	16	13
Simple Assault	86	93	8.1%	4.1	57	47
Intimidation	3	3	0.0%	0.1	1	1
Kidnapping	0	0		0.0	0	0
Incest	0	0		0.0	0	0
Statutory Rape	0	2		0.1	0	1
Human Trafficking Offenses	1	0	-100.0%	0.0	0	0
Violation of No Contact/Protect.	48	42	-12.5%	1.9	20	33
Robbery	5	12	140.0%	0.5	8	0
Burglary	57	78	36.8%	3.5	18	0
Larceny-Theft Offenses	369	563	52.6%	25.0	164	1
Motor Vehicle Theft	27	64	137.0%	2.8	1	0
Arson	8	0	-100.0%	0.0	0	0
Destruction of Property	113	174	54.0%	7.7	17	16
Counterfeiting/Forgery	13	9	-30.8%	0.4	2	0
Fraud Offenses	104	103	-1.0%	4.6	2	1
Embezzlement	1	0	-100.0%	0.0	0	0
Extortion/Blackmail	5	6	20.0%	0.3	0	0
Bribery	0	0		0.0	0	0
Stolen Property Offenses	20	22	10.0%	1.0	9	0
Animal Cruelty	0	0		0.0	0	0
Drug/Narcotic Violations	40	14	-65.0%	0.6	7	0
Drug Equipment Violations	43	22	-48.8%	1.0	14	0
Gambling Offenses	0	0		0.0	0	0
Pornography	5	0	-100.0%	0.0	1	0
Prostitution Offenses	0	0		0.0	0	0
Weapon Law Violations	21	19	-9.5%	0.8	5	0
Grand Total	1,009	1,276	26.5%	56.6	346	116

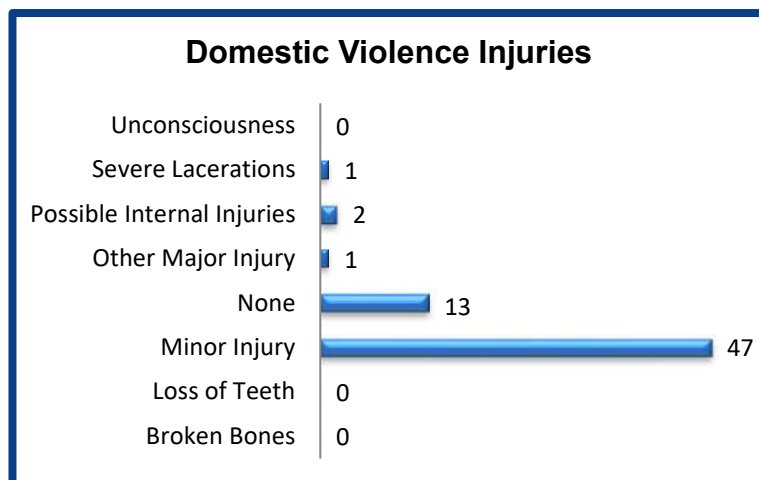
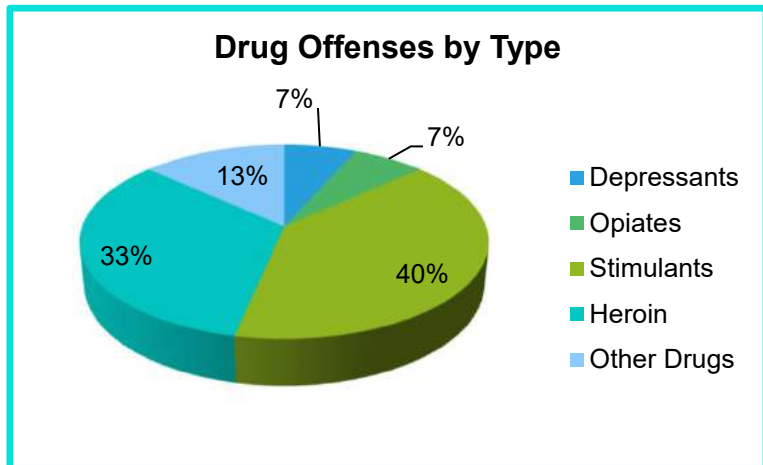
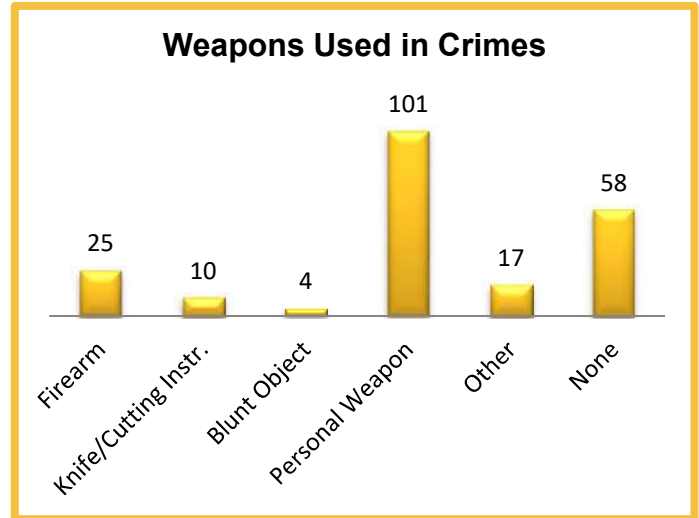
2021 Washington NIBRS Submission Agencies

BONNEY LAKE PD

Continued

2021 Group B Arrests

Offense	Adult	Juvenile
Bad Checks	0	0
Curfew/Vagrancy	2	0
Disorderly Conduct	2	1
Drunkenness	0	0
DUI	28	1
Family Offenses	0	0
Liquor Law Violations	2	0
Peeping Tom	0	0
Trespass	21	0
All Other Offenses	232	1
Total	287	3



2021 Property Values by Type

Type	Value
Seized	\$3
Burned	\$0
Counterfeited/Forged	\$5,447
Destroyed/Damaged	\$1,076,955
Recovered	\$1,040,958
Stolen	\$2,112,966
Total	\$4,236,329

2021 Washington NIBRS Submission Agencies

BUCKLEY PD

Pierce County

Population: 6,490
Months Reported: 12

Offense Overview

Offense Total 238
of Cleared Offense 86
Percent Cleared 36.1%

Group A Arrest Overview

Arrest Total 62
Adult Arrest Total 46
Juvenile Arrest Total 16

Group A Offenses	Reported 2020	Reported 2021	% of Change	Crime Rate per 1,000	Total Arrests	DV Offense Totals
Murder	0	0		0.0	0	0
Manslaughter	0	0		0.0	0	0
Rape	2	1	-50.0%	0.2	2	1
Sodomy	0	0		0.0	0	0
Sexual Assault w/Object	0	0		0.0	0	0
Fondling	4	4	0.0%	0.6	0	0
Aggravated Assault	18	13	-27.8%	2.0	9	7
Simple Assault	36	44	22.2%	6.8	20	16
Intimidation	0	0		0.0	0	0
Kidnapping	0	0		0.0	0	0
Incest	0	0		0.0	0	0
Statutory Rape	0	0		0.0	0	0
Human Trafficking Offenses	0	0		0.0	0	0
Violation of No Contact/Protect.	14	12	-14.3%	1.8	9	10
Robbery	1	1	0.0%	0.2	0	0
Burglary	19	17	-10.5%	2.6	3	2
Larceny-Theft Offenses	58	52	-10.3%	8.0	3	2
Motor Vehicle Theft	7	15	114.3%	2.3	0	0
Arson	2	0	-100.0%	0.0	0	0
Destruction of Property	32	55	71.9%	8.5	6	7
Counterfeiting/Forgery	2	1	-50.0%	0.2	0	0
Fraud Offenses	12	5	-58.3%	0.8	0	0
Embezzlement	0	0		0.0	0	0
Extortion/Blackmail	0	0		0.0	0	0
Bribery	0	0		0.0	0	0
Stolen Property Offenses	5	5	0.0%	0.8	3	0
Animal Cruelty	0	0		0.0	0	0
Drug/Narcotic Violations	20	7	-65.0%	1.1	4	0
Drug Equipment Violations	22	2	-90.9%	0.3	0	0
Gambling Offenses	0	0		0.0	0	0
Pornography	0	0		0.0	0	0
Prostitution Offenses	0	0		0.0	0	0
Weapon Law Violations	9	4	-55.6%	0.6	3	0
Grand Total	263	238	-9.5%	36.7	62	45

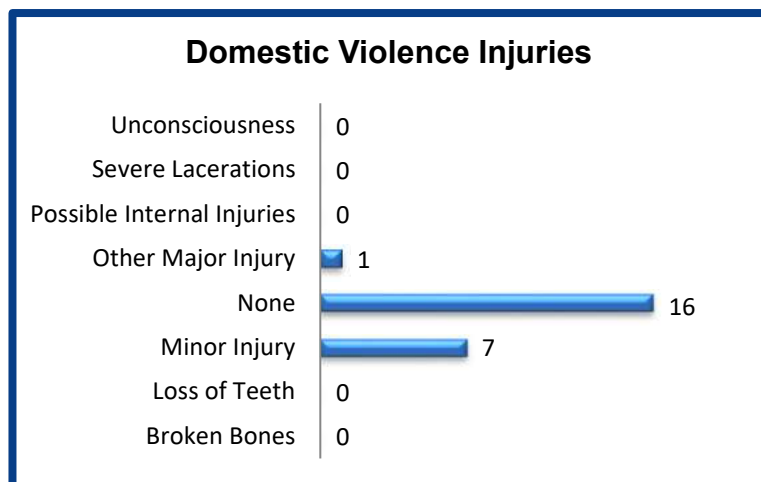
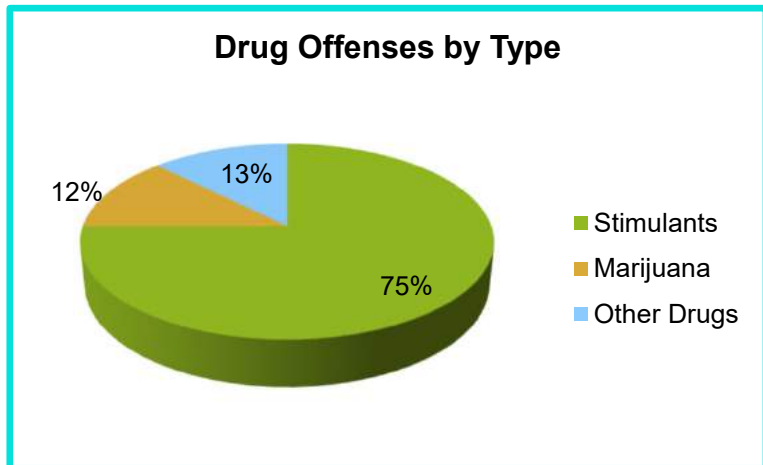
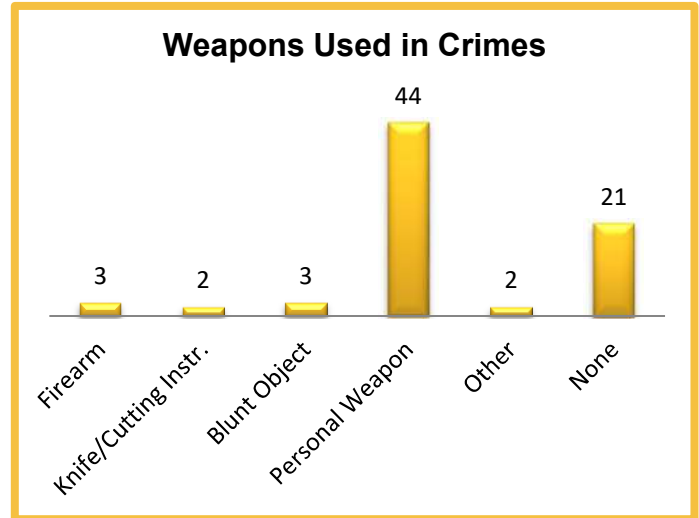
2021 Washington NIBRS Submission Agencies

BUCKLEY PD

Continued

2021 Group B Arrests

Offense	Adult	Juvenile
Bad Checks	0	0
Curfew/Vagrancy	0	0
Disorderly Conduct	1	0
Drunkenness	0	0
DUI	51	4
Family Offenses	0	0
Liquor Law Violations	5	1
Peeping Tom	0	0
Trespass	5	0
All Other Offenses	85	4
Total	147	9



2021 Property Values by Type

Type	Value
Seized	\$0
Burned	\$0
Counterfeited/Forged	\$20
Destroyed/Damaged	\$293,727
Recovered	\$113,417
Stolen	\$475,924
Total	\$883,088

2021 Washington NIBRS Submission Agencies

DUPONT PD

Pierce County

Population: 9,605
Months Reported: 12

Offense Overview

Offense Total 327
of Cleared Offense 44
Percent Cleared 13.5%

Group A Arrest Overview

Arrest Total 33
Adult Arrest Total 33
Juvenile Arrest Total 0

Group A Offenses	Reported 2020	Reported 2021	% of Change	Crime Rate per 1,000	Total Arrests	DV Offense Totals
Murder	0	0		0.0	0	0
Manslaughter	0	0		0.0	0	0
Rape	1	1	0.0%	0.1	0	0
Sodomy	0	1		0.1	0	0
Sexual Assault w/Object	0	0		0.0	0	0
Fondling	0	3		0.3	0	1
Aggravated Assault	20	8	-60.0%	0.8	4	8
Simple Assault	34	29	-14.7%	3.0	14	25
Intimidation	2	0	-100.0%	0.0	0	0
Kidnapping	3	3	0.0%	0.3	0	0
Incest	0	0		0.0	0	0
Statutory Rape	1	0	-100.0%	0.0	0	0
Human Trafficking Offenses	0	0		0.0	0	0
Violation of No Contact/Protect.	9	4	-55.6%	0.4	3	4
Robbery	2	1	-50.0%	0.1	0	0
Burglary	18	17	-5.6%	1.8	1	0
Larceny-Theft Offenses	111	138	24.3%	14.4	0	0
Motor Vehicle Theft	6	17	183.3%	1.8	4	2
Arson	1	1	0.0%	0.1	0	0
Destruction of Property	70	61	-12.9%	6.4	3	7
Counterfeiting/Forgery	4	2	-50.0%	0.2	1	0
Fraud Offenses	55	22	-60.0%	2.3	0	0
Embezzlement	0	0		0.0	0	0
Extortion/Blackmail	2	5	150.0%	0.5	0	0
Bribery	0	0		0.0	0	0
Stolen Property Offenses	2	9	350.0%	0.9	3	0
Animal Cruelty	0	0		0.0	0	0
Drug/Narcotic Violations	6	2	-66.7%	0.2	0	0
Drug Equipment Violations	3	0	-100.0%	0.0	0	0
Gambling Offenses	0	0		0.0	0	0
Pornography	1	0	-100.0%	0.0	0	0
Prostitution Offenses	0	0		0.0	0	0
Weapon Law Violations	1	3	200.0%	0.3	0	0
Grand Total	352	327	-7.1%	34.0	33	47

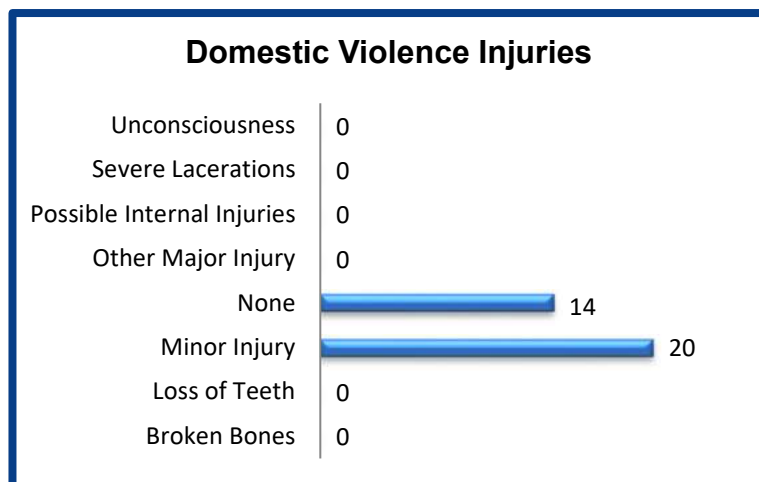
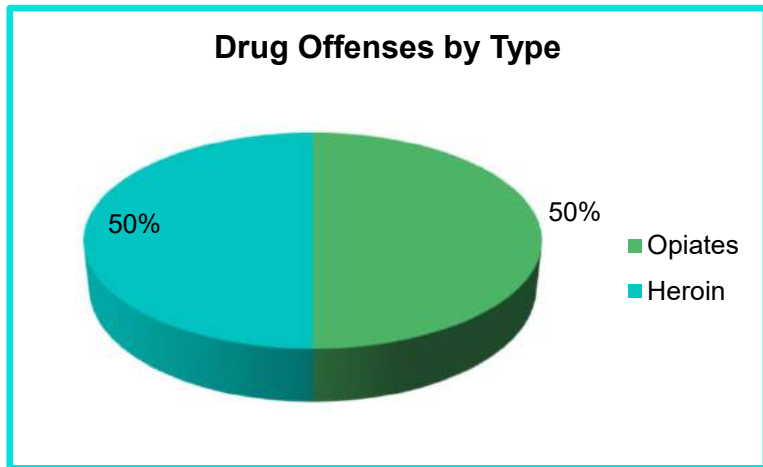
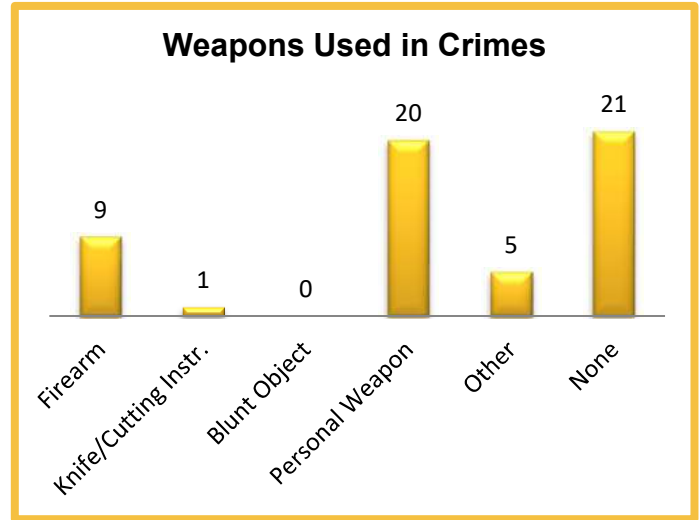
2021 Washington NIBRS Submission Agencies

DUPONT PD

Continued

2021 Group B Arrests

Offense	Adult	Juvenile
Bad Checks	0	0
Curfew/Vagrancy	0	0
Disorderly Conduct	0	0
Drunkenness	0	0
DUI	11	0
Family Offenses	0	0
Liquor Law Violations	0	0
Peeping Tom	0	0
Trespass	3	0
All Other Offenses	29	0
Total	43	0



2021 Property Values by Type

Type	Value
Seized	\$7,316
Burned	\$1
Counterfeited/Forged	\$40
Destroyed/Damaged	\$279,199
Recovered	\$52,537
Stolen	\$456,704
Total	\$795,797

2021 Washington NIBRS Submission Agencies

EATONVILLE PD

Pierce County

Population: 3,070
Months Reported: 12

Offense Overview

Offense Total 96
of Cleared Offense 14
Percent Cleared 14.6%

Group A Arrest Overview

Arrest Total 15
Adult Arrest Total 10
Juvenile Arrest Total 5

Group A Offenses	Reported 2020	Reported 2021	% of Change	Crime Rate per 1,000	Total Arrests	DV Offense Totals
Murder	0	0		0.0	0	0
Manslaughter	0	0		0.0	0	0
Rape	1	3	200.0%	1.0	0	0
Sodomy	0	0		0.0	0	0
Sexual Assault w/Object	1	0	-100.0%	0.0	0	0
Fondling	2	2	0.0%	0.7	0	2
Aggravated Assault	9	9	0.0%	2.9	3	0
Simple Assault	12	18	50.0%	5.9	7	10
Intimidation	0	1		0.3	0	0
Kidnapping	2	0	-100.0%	0.0	0	0
Incest	0	0		0.0	0	0
Statutory Rape	0	1		0.3	0	0
Human Trafficking Offenses	0	0		0.0	0	0
Violation of No Contact/Protect.	5	5	0.0%	1.6	1	4
Robbery	0	0		0.0	0	0
Burglary	4	10	150.0%	3.3	1	0
Larceny-Theft Offenses	23	23	0.0%	7.5	0	0
Motor Vehicle Theft	9	6	-33.3%	2.0	1	0
Arson	0	0		0.0	0	0
Destruction of Property	8	6	-25.0%	2.0	0	1
Counterfeiting/Forgery	3	3	0.0%	1.0	0	1
Fraud Offenses	11	4	-63.6%	1.3	0	0
Embezzlement	0	0		0.0	0	0
Extortion/Blackmail	3	0	-100.0%	0.0	0	0
Bribery	0	0		0.0	0	0
Stolen Property Offenses	1	1	0.0%	0.3	0	0
Animal Cruelty	0	0		0.0	0	0
Drug/Narcotic Violations	0	4		1.3	1	0
Drug Equipment Violations	1	0	-100.0%	0.0	0	0
Gambling Offenses	0	0		0.0	0	0
Pornography	1	0	-100.0%	0.0	1	0
Prostitution Offenses	0	0		0.0	0	0
Weapon Law Violations	1	0	-100.0%	0.0	0	0
Grand Total	97	96	-1.0%	31.3	15	18

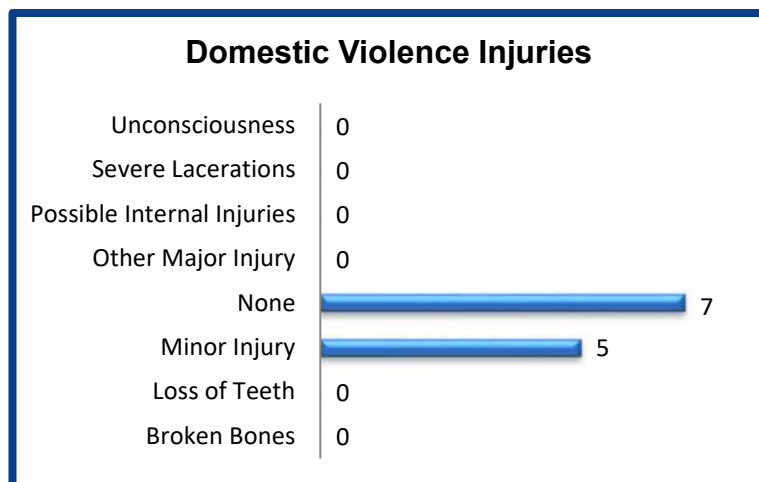
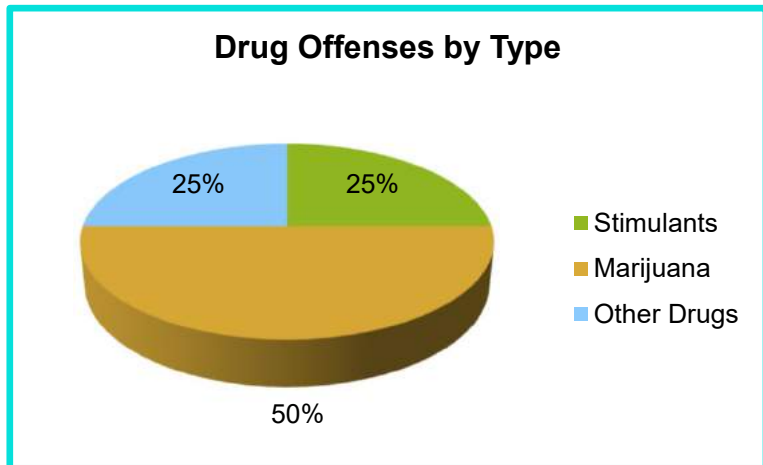
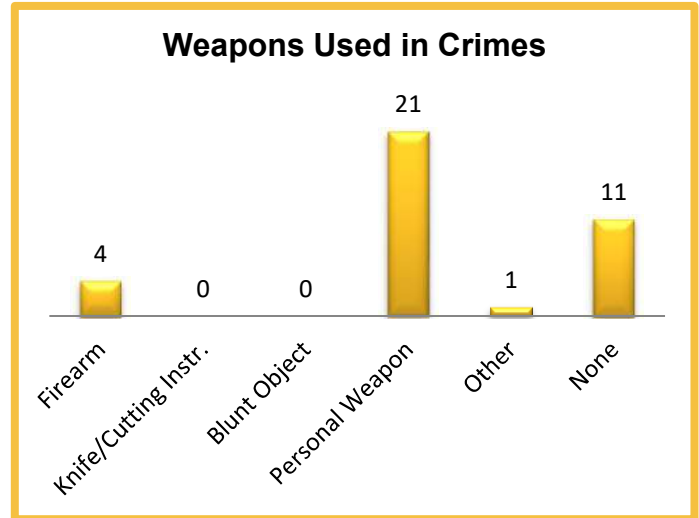
2021 Washington NIBRS Submission Agencies

EATONVILLE PD

Continued

2021 Group B Arrests

Offense	Adult	Juvenile
Bad Checks	0	0
Curfew/Vagrancy	0	0
Disorderly Conduct	0	0
Drunkenness	0	0
DUI	1	0
Family Offenses	1	0
Liquor Law Violations	0	0
Peeping Tom	0	0
Trespass	0	0
All Other Offenses	31	1
Total	33	1



2021 Property Values by Type

Type	Value
Seized	\$0
Burned	\$0
Counterfeited/Forged	\$1
Destroyed/Damaged	\$26,153
Recovered	\$45,000
Stolen	\$166,032
Total	\$237,186

2021 Washington NIBRS Submission Agencies

EDGEWOOD PD

Pierce County

Population: 13,000
Months Reported: 12

Offense Overview

Offense Total 724
of Cleared Offense 69
Percent Cleared 9.5%

Group A Arrest Overview

Arrest Total 51
Adult Arrest Total 51
Juvenile Arrest Total 0

Group A Offenses	Reported 2020	Reported 2021	% of Change	Crime Rate per 1,000	Total Arrests	DV Offense Totals
Murder	0	0		0.0	0	0
Manslaughter	0	0		0.0	0	0
Rape	7	1	-85.7%	0.1	0	0
Sodomy	1	0	-100.0%	0.0	0	0
Sexual Assault w/Object	1	0	-100.0%	0.0	0	0
Fondling	6	3	-50.0%	0.2	0	1
Aggravated Assault	16	9	-43.8%	0.7	4	6
Simple Assault	47	52	10.6%	4.0	17	21
Intimidation	9	4	-55.6%	0.3	1	1
Kidnapping	4	0	-100.0%	0.0	0	0
Incest	0	0		0.0	0	0
Statutory Rape	0	0		0.0	0	0
Human Trafficking Offenses	0	0		0.0	0	0
Violation of No Contact/Protect.	17	32	88.2%	2.5	6	21
Robbery	5	3	-40.0%	0.2	0	0
Burglary	75	89	18.7%	6.8	4	2
Larceny-Theft Offenses	198	271	36.9%	20.8	2	2
Motor Vehicle Theft	38	51	34.2%	3.9	0	0
Arson	1	2	100.0%	0.2	0	0
Destruction of Property	93	110	18.3%	8.5	5	11
Counterfeiting/Forgery	4	8	100.0%	0.6	0	0
Fraud Offenses	130	50	-61.5%	3.8	0	0
Embezzlement	0	0		0.0	0	0
Extortion/Blackmail	2	1	-50.0%	0.1	0	1
Bribery	0	0		0.0	0	0
Stolen Property Offenses	6	15	150.0%	1.2	9	0
Animal Cruelty	0	0		0.0	0	0
Drug/Narcotic Violations	9	11	22.2%	0.8	2	0
Drug Equipment Violations	4	2	-50.0%	0.2	0	0
Gambling Offenses	0	0		0.0	0	0
Pornography	3	0	-100.0%	0.0	0	0
Prostitution Offenses	0	1		0.1	0	0
Weapon Law Violations	2	9	350.0%	0.7	1	0
Grand Total	678	724	6.8%	55.7	51	66

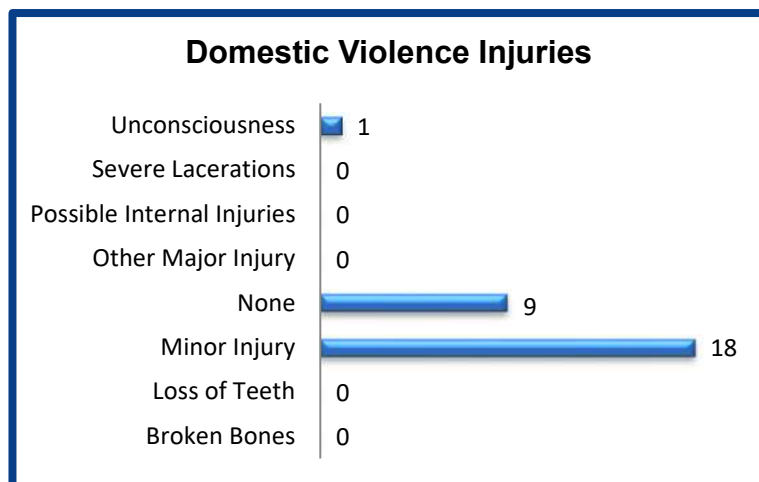
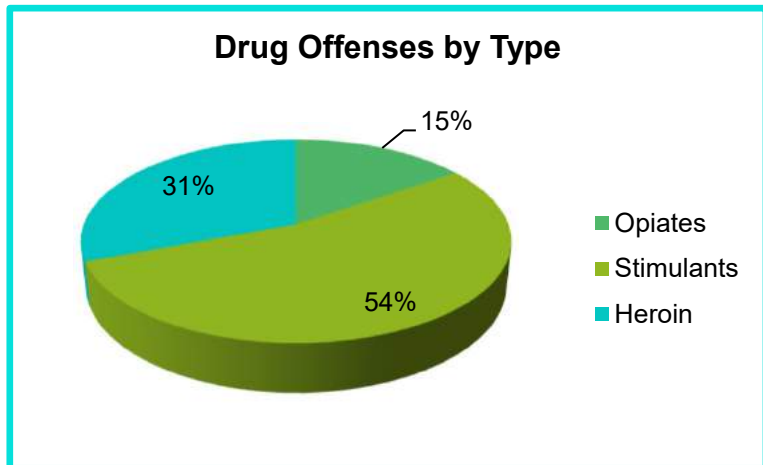
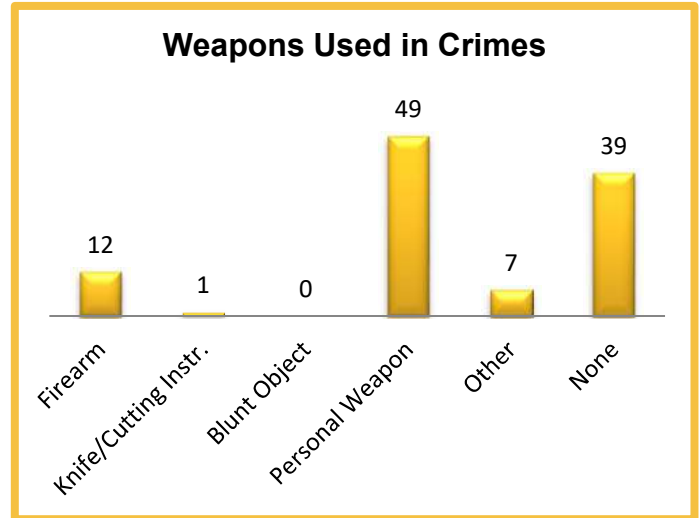
2021 Washington NIBRS Submission Agencies

EDGEWOOD PD

Continued

2021 Group B Arrests

Offense	Adult	Juvenile
Bad Checks	0	0
Curfew/Vagrancy	0	0
Disorderly Conduct	0	0
Drunkenness	0	0
DUI	12	0
Family Offenses	0	0
Liquor Law Violations	0	0
Peeping Tom	0	0
Trespass	0	0
All Other Offenses	4	0
Total	16	0



2021 Property Values by Type

Type	Value
Seized	\$1,212
Burned	\$501
Counterfeited/Forged	\$905
Destroyed/Damaged	\$344,282
Recovered	\$434,472
Stolen	\$1,197,995
Total	\$1,979,367

2021 Washington NIBRS Submission Agencies

FIFE PD

Pierce County

Population: 10,360
Months Reported: 12

Offense Overview

Offense Total 2,545
of Cleared Offense 351
Percent Cleared 13.8%

Group A Arrest Overview

Arrest Total 273
Adult Arrest Total 272
Juvenile Arrest Total 1

Group A Offenses	Reported 2020	Reported 2021	% of Change	Crime Rate per 1,000	Total Arrests	DV Offense Totals
Murder	4	1	-75.0%	0.1	0	0
Manslaughter	0	0		0.0	0	0
Rape	8	9	12.5%	0.9	0	2
Sodomy	0	1		0.1	0	0
Sexual Assault w/Object	2	0	-100.0%	0.0	0	0
Fondling	2	3	50.0%	0.3	0	0
Aggravated Assault	96	130	35.4%	12.5	31	35
Simple Assault	150	178	18.7%	17.2	81	103
Intimidation	1	1	0.0%	0.1	0	0
Kidnapping	4	5	25.0%	0.5	4	4
Incest	0	0		0.0	0	0
Statutory Rape	0	0		0.0	0	0
Human Trafficking Offenses	0	1		0.1	0	1
Violation of No Contact/Protect.	61	64	4.9%	6.2	20	61
Robbery	36	65	80.6%	6.3	14	3
Burglary	83	150	80.7%	14.5	8	2
Larceny-Theft Offenses	557	761	36.6%	73.5	71	6
Motor Vehicle Theft	307	423	37.8%	40.8	7	4
Arson	5	10	100.0%	1.0	1	0
Destruction of Property	390	551	41.3%	53.2	17	36
Counterfeiting/Forgery	48	19	-60.4%	1.8	0	0
Fraud Offenses	86	57	-33.7%	5.5	0	0
Embezzlement	2	0	-100.0%	0.0	0	0
Extortion/Blackmail	0	1		0.1	0	0
Bribery	0	0		0.0	0	0
Stolen Property Offenses	30	38	26.7%	3.7	4	0
Animal Cruelty	0	2		0.2	0	0
Drug/Narcotic Violations	63	23	-63.5%	2.2	3	0
Drug Equipment Violations	82	20	-75.6%	1.9	10	0
Gambling Offenses	0	0		0.0	0	0
Pornography	0	0		0.0	0	0
Prostitution Offenses	0	0		0.0	0	0
Weapon Law Violations	29	32	10.3%	3.1	2	0
Grand Total	2,046	2,545	24.4%	245.7	273	257

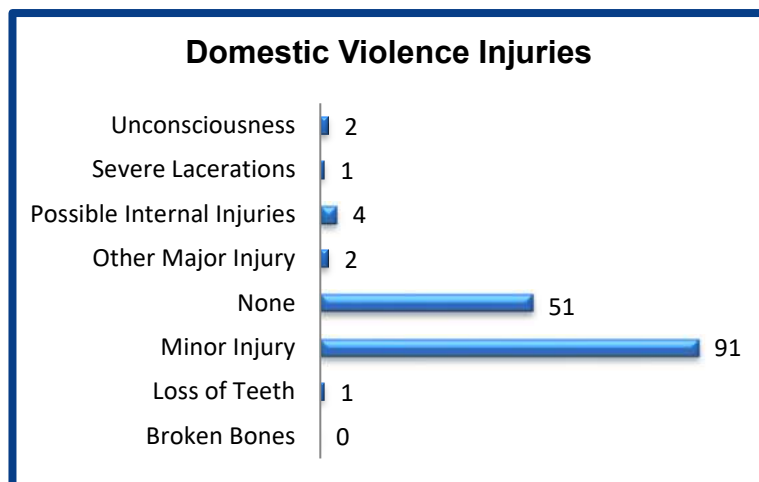
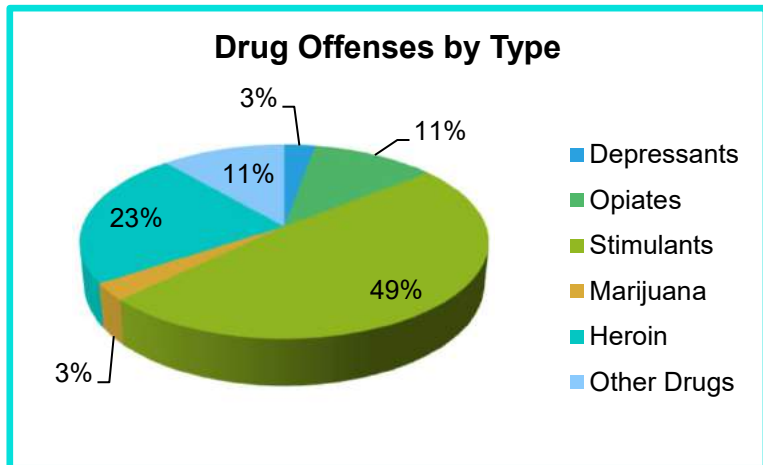
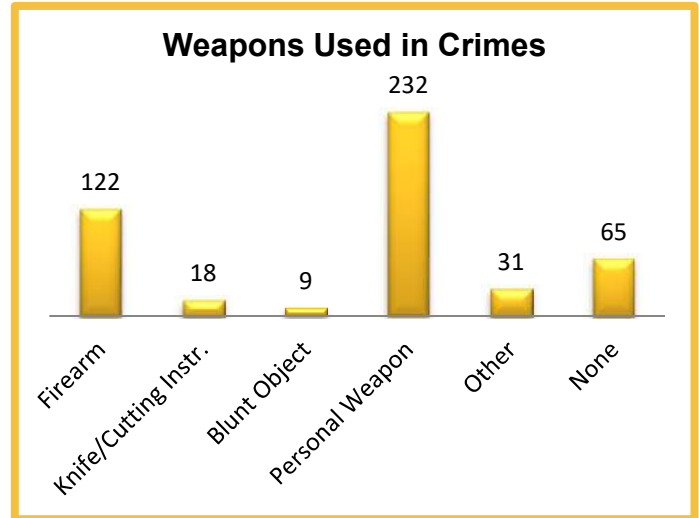
2021 Washington NIBRS Submission Agencies

FIFE PD

Continued

2021 Group B Arrests

Offense	Adult	Juvenile
Bad Checks	0	0
Curfew/Vagrancy	0	0
Disorderly Conduct	0	0
Drunkenness	0	0
DUI	21	0
Family Offenses	0	0
Liquor Law Violations	0	0
Peeping Tom	0	0
Trespass	26	0
All Other Offenses	38	0
Total	85	0



2021 Property Values by Type

Type	Value
Seized	\$11,060
Burned	\$577,074
Counterfeited/Forged	\$9,111
Destroyed/Damaged	\$6,504,091
Recovered	\$5,577,140
Stolen	\$11,426,188
Total	\$24,104,664

2021 Washington NIBRS Submission Agencies

FIRCREST PD

Pierce County

Population: 6,860
Months Reported: 12

Offense Overview

Offense Total 348
of Cleared Offense 73
Percent Cleared 21.0%

Group A Arrest Overview

Arrest Total 60
Adult Arrest Total 59
Juvenile Arrest Total 1

Group A Offenses	Reported 2020	Reported 2021	% of Change	Crime Rate per 1,000	Total Arrests	DV Offense Totals
Murder	0	0		0.0	0	0
Manslaughter	0	0		0.0	0	0
Rape	0	0		0.0	0	0
Sodomy	0	0		0.0	0	0
Sexual Assault w/Object	0	1		0.1	0	0
Fondling	4	0	-100.0%	0.0	0	0
Aggravated Assault	7	9	28.6%	1.3	6	3
Simple Assault	21	18	-14.3%	2.6	10	11
Intimidation	0	0		0.0	0	0
Kidnapping	1	1	0.0%	0.1	0	1
Incest	0	0		0.0	0	0
Statutory Rape	0	0		0.0	0	0
Human Trafficking Offenses	0	0		0.0	0	0
Violation of No Contact/Protect.	7	28	300.0%	4.1	12	21
Robbery	1	1	0.0%	0.1	1	0
Burglary	19	39	105.3%	5.7	7	4
Larceny-Theft Offenses	99	137	38.4%	20.0	9	1
Motor Vehicle Theft	11	22	100.0%	3.2	0	0
Arson	0	0		0.0	0	0
Destruction of Property	49	51	4.1%	7.4	1	4
Counterfeiting/Forgery	3	0	-100.0%	0.0	0	0
Fraud Offenses	59	19	-67.8%	2.8	2	0
Embezzlement	0	0		0.0	0	0
Extortion/Blackmail	0	2		0.3	0	1
Bribery	0	0		0.0	0	0
Stolen Property Offenses	3	12	300.0%	1.7	8	0
Animal Cruelty	0	0		0.0	0	0
Drug/Narcotic Violations	7	2	-71.4%	0.3	0	0
Drug Equipment Violations	3	1	-66.7%	0.1	0	0
Gambling Offenses	0	0		0.0	0	0
Pornography	0	0		0.0	0	0
Prostitution Offenses	0	0		0.0	0	0
Weapon Law Violations	1	5	400.0%	0.7	4	0
Grand Total	295	348	18.0%	50.7	60	46

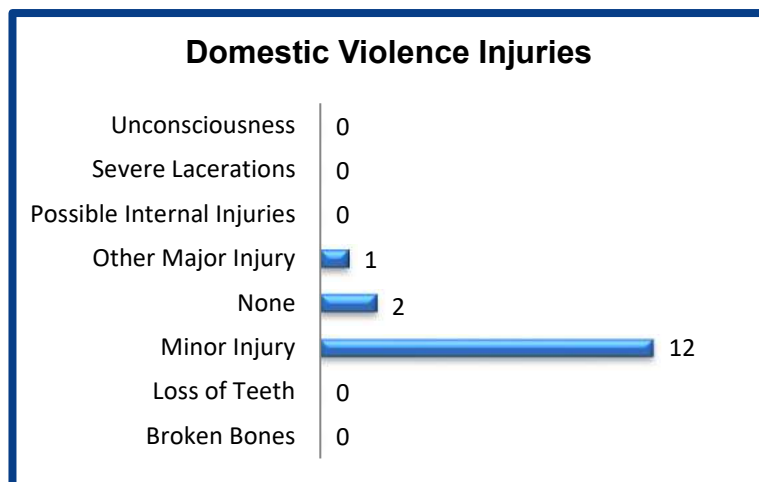
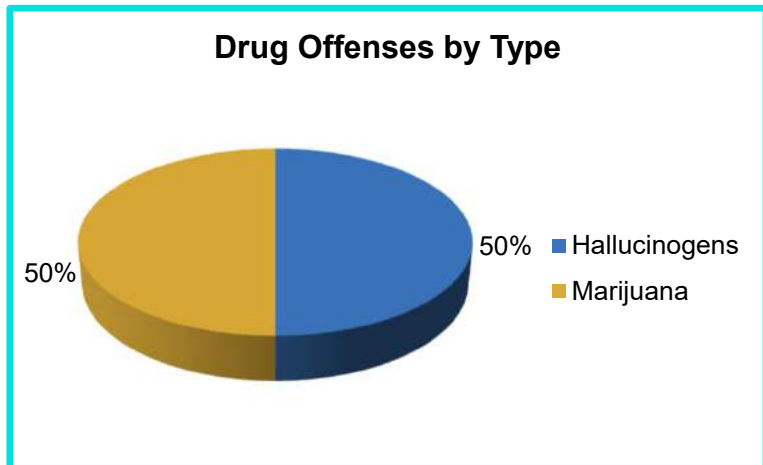
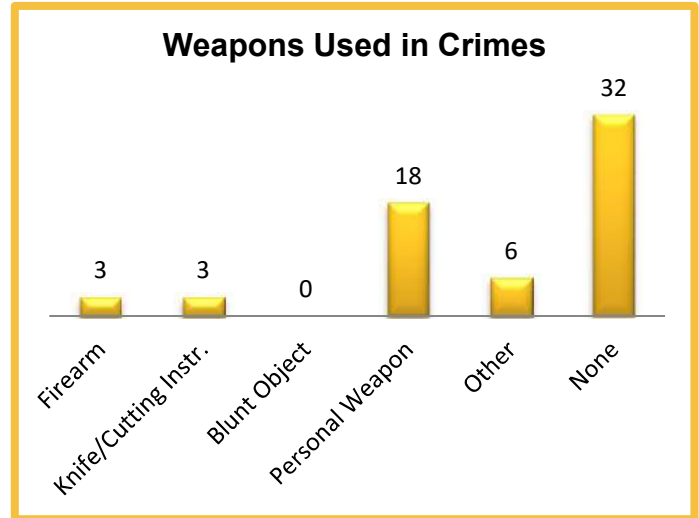
2021 Washington NIBRS Submission Agencies

FIRCREST PD

Continued

2021 Group B Arrests

Offense	Adult	Juvenile
Bad Checks	0	0
Curfew/Vagrancy	0	0
Disorderly Conduct	0	0
Drunkenness	0	0
DUI	4	0
Family Offenses	0	0
Liquor Law Violations	0	0
Peeping Tom	0	0
Trespass	0	0
All Other Offenses	257	0
Total	261	0



2021 Property Values by Type

Type	Value
Seized	\$24
Burned	\$0
Counterfeited/Forged	\$0
Destroyed/Damaged	\$144,964
Recovered	\$22,529
Stolen	\$333,261
Total	\$500,778

2021 Washington NIBRS Submission Agencies

GIG HARBOR PD

Pierce County

Population: 11,490
Months Reported: 12

Offense Overview

Offense Total 831
of Cleared Offense 212
Percent Cleared 25.5%

Group A Arrest Overview

Arrest Total 169
Adult Arrest Total 164
Juvenile Arrest Total 5

Group A Offenses	Reported 2020	Reported 2021	% of Change	Crime Rate per 1,000	Total Arrests	DV Offense Totals
Murder	0	0		0.0	0	0
Manslaughter	0	0		0.0	0	0
Rape	0	0		0.0	0	0
Sodomy	0	0		0.0	0	0
Sexual Assault w/Object	0	1		0.1	0	0
Fondling	2	2	0.0%	0.2	1	0
Aggravated Assault	13	10	-23.1%	0.9	3	3
Simple Assault	51	44	-13.7%	3.8	22	16
Intimidation	1	1	0.0%	0.1	0	0
Kidnapping	0	3		0.3	0	3
Incest	0	0		0.0	0	0
Statutory Rape	1	0	-100.0%	0.0	0	0
Human Trafficking Offenses	0	0		0.0	0	0
Violation of No Contact/Protect.	24	17	-29.2%	1.5	9	15
Robbery	5	9	80.0%	0.8	1	0
Burglary	73	56	-23.3%	4.9	5	0
Larceny-Theft Offenses	392	435	11.0%	37.9	86	5
Motor Vehicle Theft	27	46	70.4%	4.0	1	0
Arson	0	0		0.0	0	0
Destruction of Property	62	82	32.3%	7.1	2	2
Counterfeiting/Forgery	11	11	0.0%	1.0	1	0
Fraud Offenses	118	64	-45.8%	5.6	9	1
Embezzlement	0	0		0.0	0	0
Extortion/Blackmail	0	0		0.0	0	0
Bribery	0	0		0.0	0	0
Stolen Property Offenses	19	30	57.9%	2.6	22	2
Animal Cruelty	0	1		0.1	1	0
Drug/Narcotic Violations	41	9	-78.0%	0.8	2	0
Drug Equipment Violations	14	4	-71.4%	0.3	3	0
Gambling Offenses	0	0		0.0	0	0
Pornography	1	2	100.0%	0.2	0	0
Prostitution Offenses	0	0		0.0	0	0
Weapon Law Violations	5	4	-20.0%	0.3	1	0
Grand Total	860	831	-3.4%	72.3	169	47

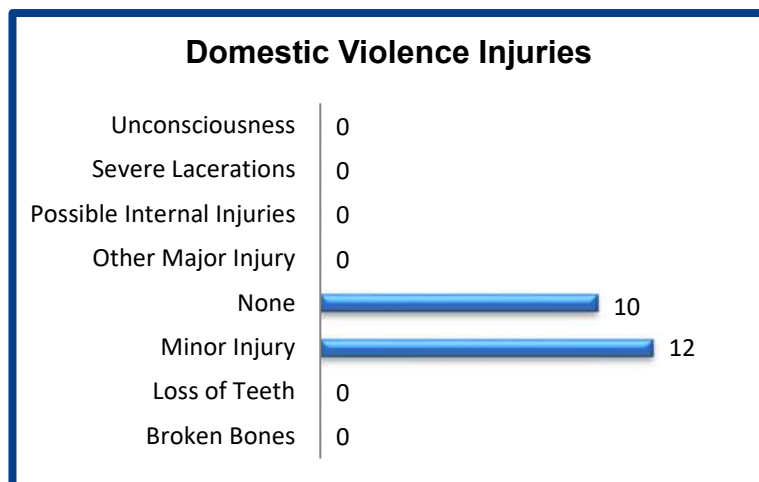
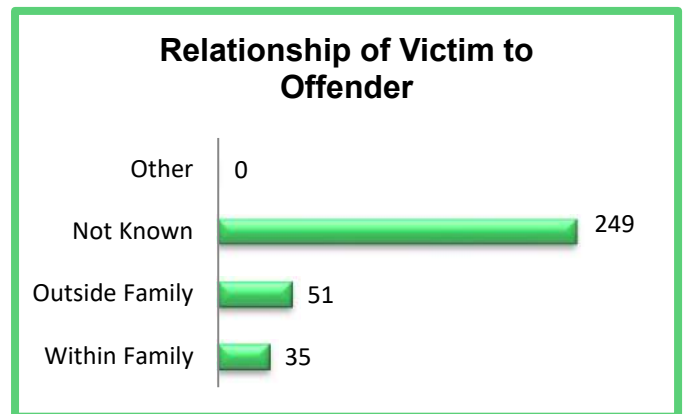
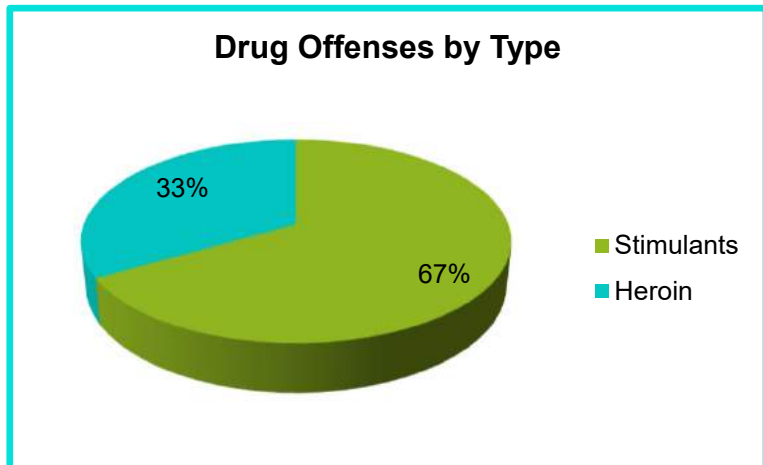
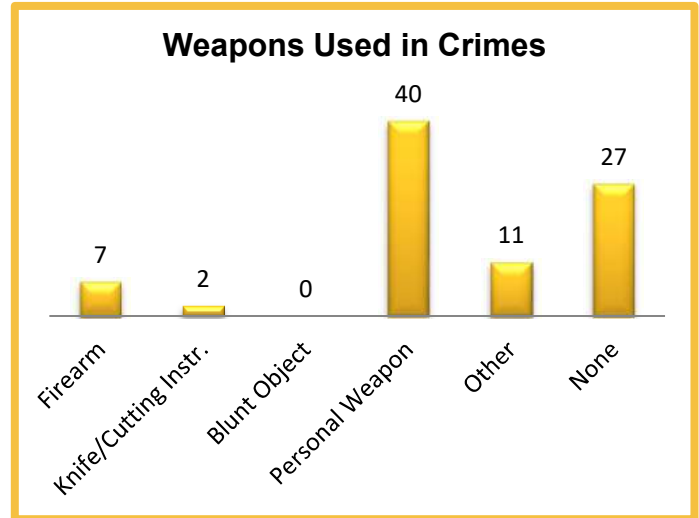
2021 Washington NIBRS Submission Agencies

GIG HARBOR PD

Continued

2021 Group B Arrests

Offense	Adult	Juvenile
Bad Checks	0	0
Curfew/Vagrancy	0	0
Disorderly Conduct	0	0
Drunkenness	0	0
DUI	23	1
Family Offenses	0	0
Liquor Law Violations	1	1
Peeping Tom	0	0
Trespass	3	0
All Other Offenses	78	2
Total	105	4



2021 Property Values by Type

Type	Value
Seized	\$0
Burned	\$0
Counterfeited/Forged	\$7,497
Destroyed/Damaged	\$475,745
Recovered	\$602,198
Stolen	\$1,540,003
Total	\$2,625,443

2021 Washington NIBRS Submission Agencies

LAKEWOOD PD

Pierce County

Population: 60,330
Months Reported: 12

Offense Overview

Offense Total 6,874
of Cleared Offense 1,017
Percent Cleared 14.8%

Group A Arrest Overview

Arrest Total 798
Adult Arrest Total 772
Juvenile Arrest Total 26

Group A Offenses	Reported 2020	Reported 2021	% of Change	Crime Rate per 1,000	Total Arrests	DV Offense Totals
Murder	4	7	75.0%	0.1	2	0
Manslaughter	0	0		0.0	0	0
Rape	30	25	-16.7%	0.4	1	5
Sodomy	3	2	-33.3%	0.0	0	0
Sexual Assault w/Object	2	2	0.0%	0.0	0	0
Fondling	49	45	-8.2%	0.7	8	25
Aggravated Assault	299	344	15.1%	5.7	82	93
Simple Assault	916	983	7.3%	16.3	292	405
Intimidation	13	11	-15.4%	0.2	1	5
Kidnapping	28	21	-25.0%	0.3	8	16
Incest	0	0		0.0	0	0
Statutory Rape	4	3	-25.0%	0.0	1	1
Human Trafficking Offenses	4	1	-75.0%	0.0	0	1
Violation of No Contact/Protect.	283	299	5.7%	5.0	81	268
Robbery	75	112	49.3%	1.9	30	4
Burglary	473	456	-3.6%	7.6	29	22
Larceny-Theft Offenses	1,834	1,983	8.1%	32.9	109	32
Motor Vehicle Theft	476	669	40.5%	11.1	16	4
Arson	10	21	110.0%	0.3	6	1
Destruction of Property	1,186	1,263	6.5%	20.9	75	136
Counterfeiting/Forgery	42	42	0.0%	0.7	3	0
Fraud Offenses	371	231	-37.7%	3.8	2	5
Embezzlement	0	0		0.0	0	0
Extortion/Blackmail	11	10	-9.1%	0.2	2	3
Bribery	0	0		0.0	0	0
Stolen Property Offenses	94	111	18.1%	1.8	22	1
Animal Cruelty	2	4	100.0%	0.1	0	0
Drug/Narcotic Violations	264	71	-73.1%	1.2	6	0
Drug Equipment Violations	61	19	-68.9%	0.3	2	0
Gambling Offenses	0	0		0.0	0	0
Pornography	5	3	-40.0%	0.0	0	0
Prostitution Offenses	22	9	-59.1%	0.1	0	0
Weapon Law Violations	106	127	19.8%	2.1	20	0
Grand Total	6,667	6,874	3.1%	113.9	798	1,027

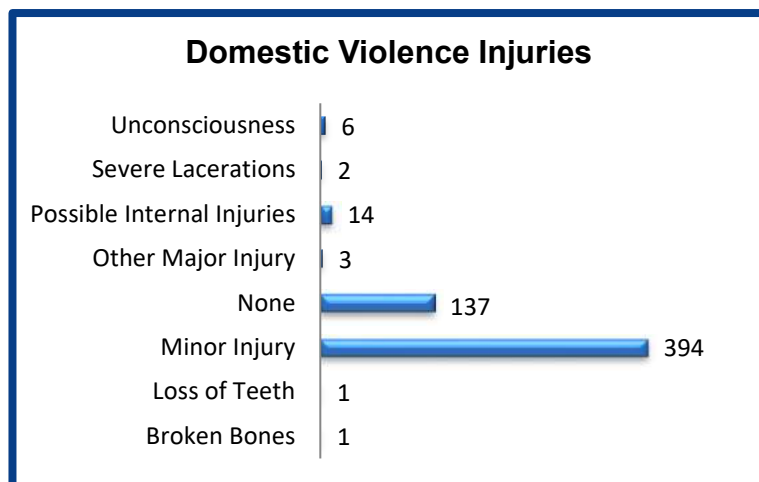
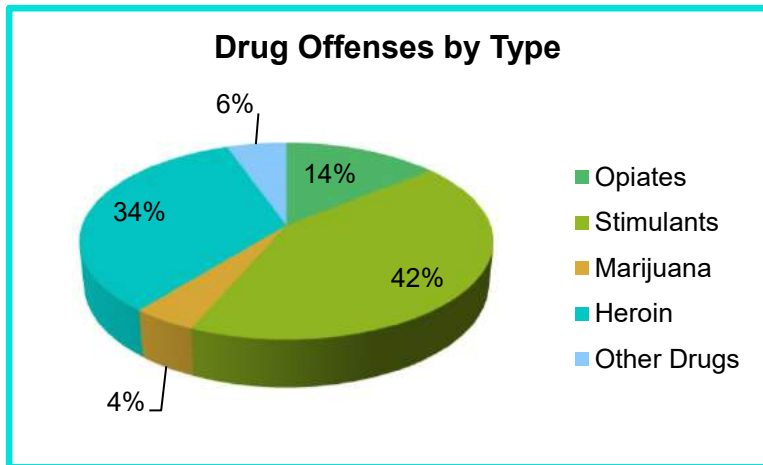
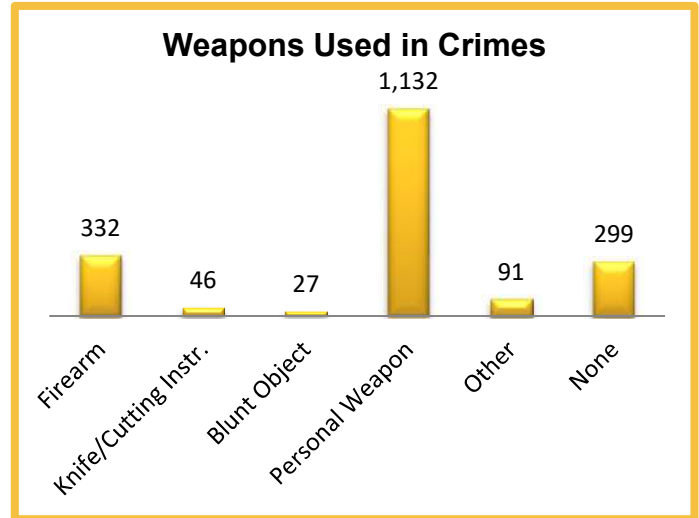
2021 Washington NIBRS Submission Agencies

LAKEWOOD PD

Continued

2021 Group B Arrests

Offense	Adult	Juvenile
Bad Checks	0	0
Curfew/Vagrancy	0	0
Disorderly Conduct	12	1
Drunkenness	0	0
DUI	72	1
Family Offenses	1	0
Liquor Law Violations	1	0
Peeping Tom	0	0
Trespass	104	0
All Other Offenses	98	4
Total	288	6



2021 Property Values by Type

Type	Value
Seized	\$5,116
Burned	\$280,744
Counterfeited/Forged	\$33,565
Destroyed/Damaged	\$6,928,140
Recovered	\$2,208,518
Stolen	\$12,788,564
Total	\$22,244,647

2021 Washington NIBRS Submission Agencies

MILTON PD

Pierce County

Population: 8,460
Months Reported: 12

Offense Overview

Offense Total 554
of Cleared Offense 91
Percent Cleared 16.4%

Group A Arrest Overview

Arrest Total 76
Adult Arrest Total 70
Juvenile Arrest Total 6

Group A Offenses	Reported 2020	Reported 2021	% of Change	Crime Rate per 1,000	Total Arrests	DV Offense Totals
Murder	0	0		0.0	0	0
Manslaughter	0	0		0.0	0	0
Rape	2	1	-50.0%	0.1	0	0
Sodomy	0	0		0.0	0	0
Sexual Assault w/Object	0	0		0.0	0	0
Fondling	1	4	300.0%	0.5	1	2
Aggravated Assault	18	16	-11.1%	1.9	7	8
Simple Assault	36	39	8.3%	4.6	19	18
Intimidation	1	0	-100.0%	0.0	0	0
Kidnapping	0	0		0.0	0	0
Incest	0	0		0.0	0	0
Statutory Rape	0	0		0.0	0	0
Human Trafficking Offenses	0	0		0.0	0	0
Violation of No Contact/Protect.	29	15	-48.3%	1.8	5	13
Robbery	6	6	0.0%	0.7	2	0
Burglary	40	50	25.0%	5.9	0	1
Larceny-Theft Offenses	171	172	0.6%	20.3	12	2
Motor Vehicle Theft	48	77	60.4%	9.1	1	3
Arson	3	0	-100.0%	0.0	0	0
Destruction of Property	57	90	57.9%	10.6	2	8
Counterfeiting/Forgery	4	2	-50.0%	0.2	1	0
Fraud Offenses	23	22	-4.3%	2.6	2	0
Embezzlement	0	0		0.0	0	0
Extortion/Blackmail	1	2	100.0%	0.2	0	0
Bribery	0	0		0.0	0	0
Stolen Property Offenses	22	13	-40.9%	1.5	5	0
Animal Cruelty	0	0		0.0	0	0
Drug/Narcotic Violations	49	25	-49.0%	3.0	8	0
Drug Equipment Violations	26	5	-80.8%	0.6	3	0
Gambling Offenses	0	0		0.0	0	0
Pornography	0	0		0.0	0	0
Prostitution Offenses	0	0		0.0	0	0
Weapon Law Violations	14	15	7.1%	1.8	8	0
Grand Total	551	554	0.5%	65.5	76	55


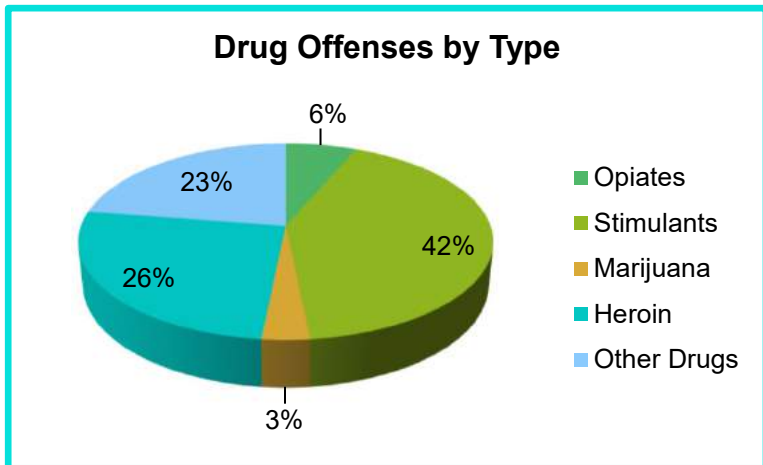
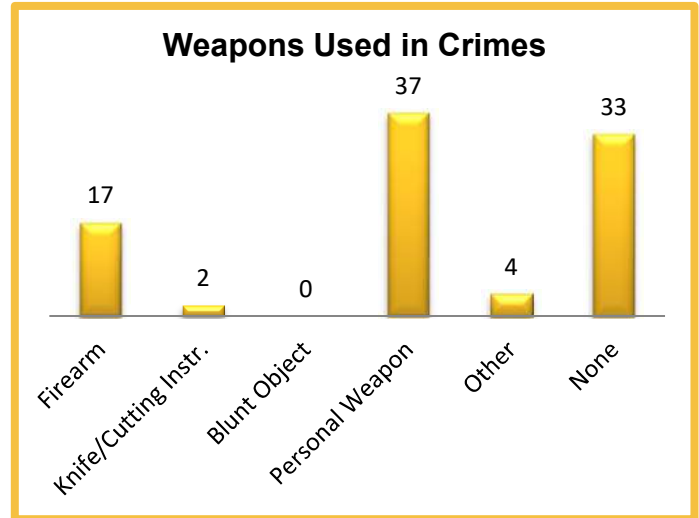
2021 Washington NIBRS Submission Agencies

MILTON PD

Continued

2021 Group B Arrests

Offense	Adult	Juvenile
Bad Checks	0	0
Curfew/Vagrancy	0	0
Disorderly Conduct	0	0
Drunkenness	0	0
DUI	14	0
Family Offenses	1	0
Liquor Law Violations	0	0
Peeping Tom	0	0
Trespass	1	0
All Other Offenses	18	0
Total	34	0



2021 Property Values by Type

Type	Value
Seized	\$9,100
Burned	\$0
Counterfeited/Forged	\$21
Destroyed/Damaged	\$240,631
Recovered	\$185,537
Stolen	\$1,249,444
Total	\$1,684,733

2021 Washington NIBRS Submission Agencies

ORTING PD

Pierce County

Population: 8,675
Months Reported: 12

Offense Overview

Offense Total 318
of Cleared Offense 77
Percent Cleared 24.2%

Group A Arrest Overview

Arrest Total 61
Adult Arrest Total 51
Juvenile Arrest Total 10

Group A Offenses	Reported 2020	Reported 2021	% of Change	Crime Rate per 1,000	Total Arrests	DV Offense Totals
Murder	0	0		0.0	0	0
Manslaughter	0	0		0.0	0	0
Rape	1	4	300.0%	0.5	0	2
Sodomy	0	0		0.0	0	0
Sexual Assault w/Object	0	0		0.0	0	0
Fondling	8	5	-37.5%	0.6	0	2
Aggravated Assault	10	16	60.0%	1.8	5	5
Simple Assault	43	56	30.2%	6.5	24	25
Intimidation	2	5	150.0%	0.6	1	0
Kidnapping	2	0	-100.0%	0.0	0	0
Incest	0	0		0.0	0	0
Statutory Rape	1	1	0.0%	0.1	0	1
Human Trafficking Offenses	0	0		0.0	0	0
Violation of No Contact/Protect.	24	18	-25.0%	2.1	9	17
Robbery	1	0	-100.0%	0.0	0	0
Burglary	19	14	-26.3%	1.6	1	1
Larceny-Theft Offenses	120	77	-35.8%	8.9	8	0
Motor Vehicle Theft	14	18	28.6%	2.1	0	2
Arson	2	6	200.0%	0.7	0	0
Destruction of Property	44	53	20.5%	6.1	2	3
Counterfeiting/Forgery	0	3		0.3	1	0
Fraud Offenses	47	17	-63.8%	2.0	0	2
Embezzlement	0	0		0.0	0	0
Extortion/Blackmail	2	1	-50.0%	0.1	0	0
Bribery	0	0		0.0	0	0
Stolen Property Offenses	7	4	-42.9%	0.5	1	0
Animal Cruelty	0	1		0.1	0	0
Drug/Narcotic Violations	25	8	-68.0%	0.9	6	0
Drug Equipment Violations	9	3	-66.7%	0.3	0	0
Gambling Offenses	0	0		0.0	0	0
Pornography	2	0	-100.0%	0.0	0	0
Prostitution Offenses	0	0		0.0	0	0
Weapon Law Violations	5	8	60.0%	0.9	3	0
Grand Total	388	318	-18.0%	36.7	61	60

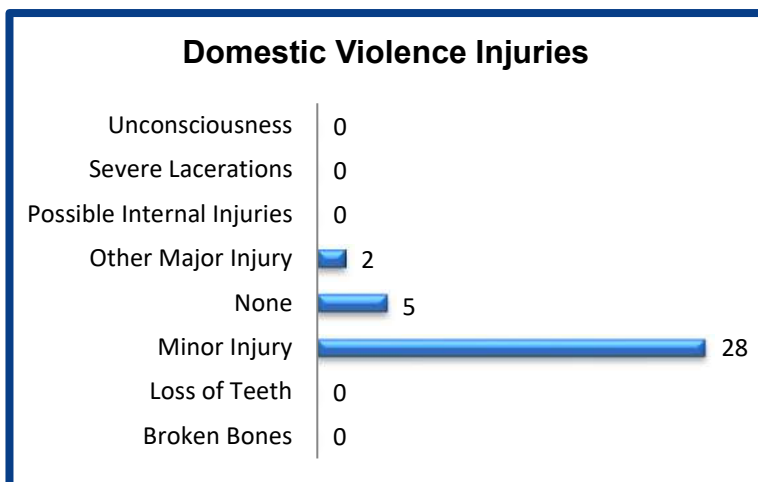
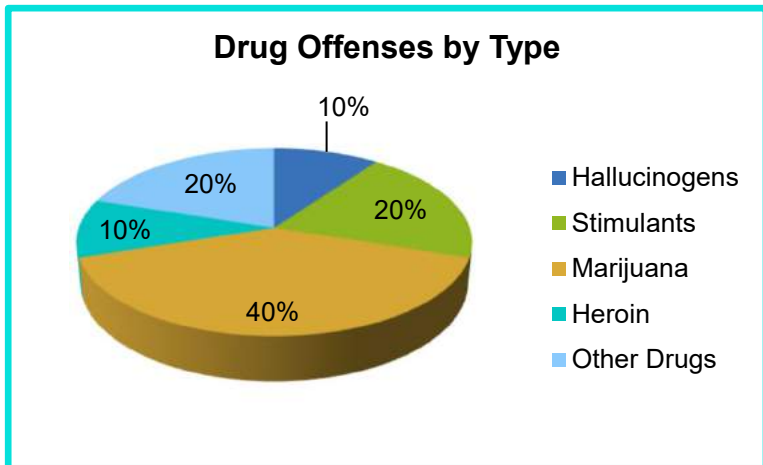
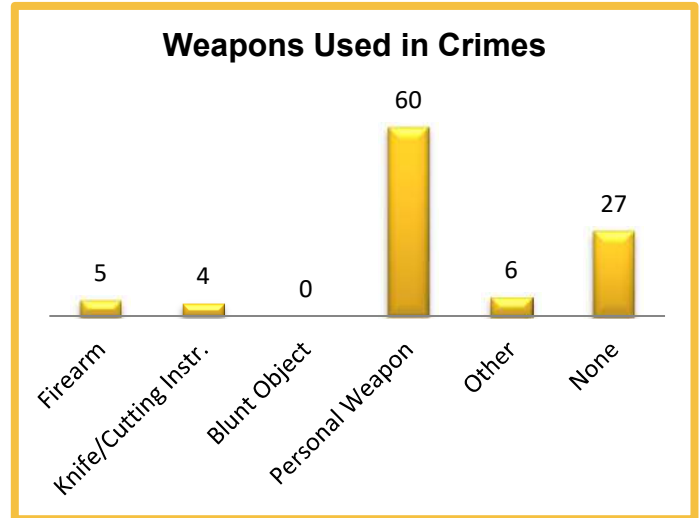
2021 Washington NIBRS Submission Agencies

ORTING PD

Continued

2021 Group B Arrests

Offense	Adult	Juvenile
Bad Checks	0	0
Curfew/Vagrancy	0	0
Disorderly Conduct	0	0
Drunkenness	0	0
DUI	13	0
Family Offenses	0	0
Liquor Law Violations	1	0
Peeping Tom	0	0
Trespass	2	0
All Other Offenses	139	3
Total	155	3



2021 Property Values by Type

Type	Value
Seized	\$0
Burned	\$1,342
Counterfeited/Forged	\$0
Destroyed/Damaged	\$108,933
Recovered	\$116,944
Stolen	\$512,481
Total	\$739,700

2021 Washington NIBRS Submission Agencies

PUYALLUP PD

Pierce County

Population: 43,081
Months Reported: 12

Offense Overview

Offense Total 5,277
of Cleared Offense 1,402
Percent Cleared 26.6%

Group A Arrest Overview

Arrest Total 1,092
Adult Arrest Total 1,066
Juvenile Arrest Total 26

Group A Offenses	Reported 2020	Reported 2021	% of Change	Crime Rate per 1,000	Total Arrests	DV Offense Totals
Murder	1	3	200.0%	0.1	2	0
Manslaughter	0	0		0.0	0	0
Rape	11	9	-18.2%	0.2	0	1
Sodomy	0	2		0.0	0	0
Sexual Assault w/Object	2	1	-50.0%	0.0	0	1
Fondling	15	21	40.0%	0.5	0	3
Aggravated Assault	45	95	111.1%	2.2	40	23
Simple Assault	413	414	0.2%	9.6	249	166
Intimidation	12	9	-25.0%	0.2	1	3
Kidnapping	9	8	-11.1%	0.2	5	4
Incest	2	0	-100.0%	0.0	0	0
Statutory Rape	4	3	-25.0%	0.1	2	1
Human Trafficking Offenses	0	0		0.0	0	0
Violation of No Contact/Protect.	153	172	12.4%	4.0	110	162
Robbery	42	42	0.0%	1.0	11	1
Burglary	404	419	3.7%	9.7	36	7
Larceny-Theft Offenses	1,990	2,143	7.7%	49.7	328	11
Motor Vehicle Theft	283	435	53.7%	10.1	17	2
Arson	21	22	4.8%	0.5	9	0
Destruction of Property	558	551	-1.3%	12.8	49	59
Counterfeiting/Forgery	42	49	16.7%	1.1	10	1
Fraud Offenses	488	318	-34.8%	7.4	14	4
Embezzlement	0	1		0.0	0	0
Extortion/Blackmail	12	13	8.3%	0.3	0	0
Bribery	0	0		0.0	0	0
Stolen Property Offenses	111	163	46.8%	3.8	55	0
Animal Cruelty	0	1		0.0	0	0
Drug/Narcotic Violations	170	149	-12.4%	3.5	28	0
Drug Equipment Violations	360	165	-54.2%	3.8	102	0
Gambling Offenses	1	0	-100.0%	0.0	0	0
Pornography	11	5	-54.5%	0.1	0	0
Prostitution Offenses	2	1	-50.0%	0.0	0	0
Weapon Law Violations	79	63	-20.3%	1.5	24	0
Grand Total	5,241	5,277	0.7%	122.5	1,092	449

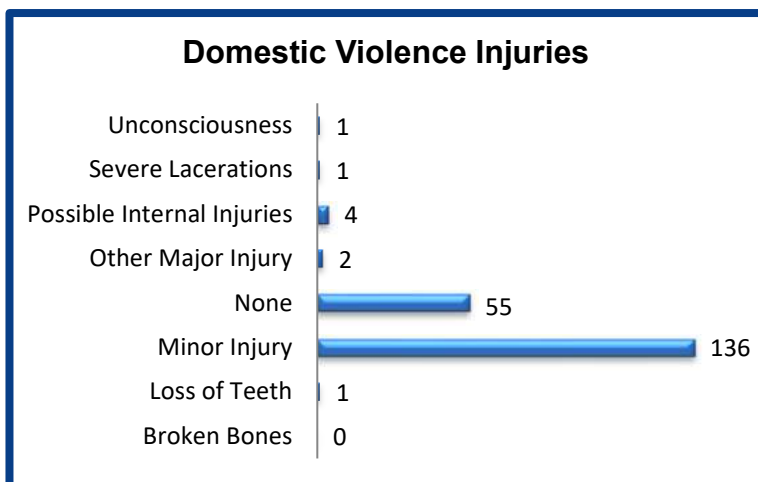
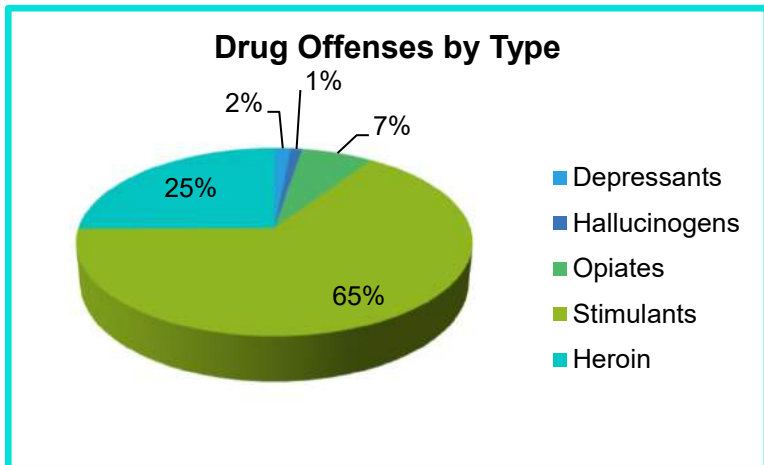
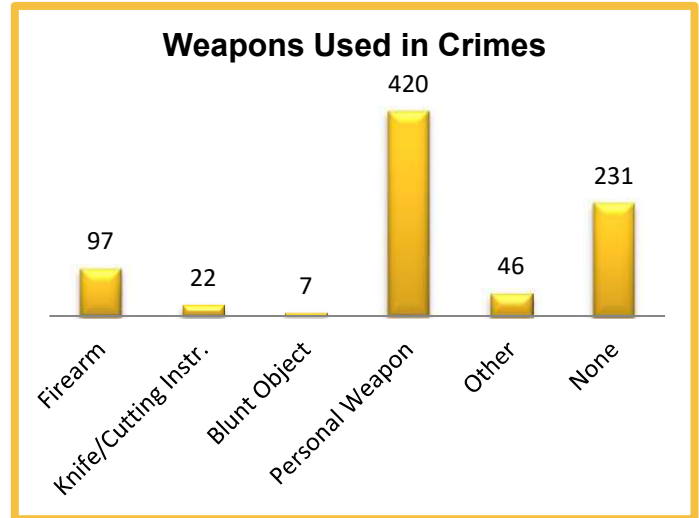
2021 Washington NIBRS Submission Agencies

PUYALLUP PD

Continued

2021 Group B Arrests

Offense	Adult	Juvenile
Bad Checks	0	0
Curfew/Vagrancy	1	0
Disorderly Conduct	7	0
Drunkenness	0	0
DUI	222	0
Family Offenses	3	0
Liquor Law Violations	4	1
Peeping Tom	0	0
Trespass	104	0
All Other Offenses	402	7
Total	743	8



2021 Property Values by Type

Type	Value
Seized	\$264,302
Burned	\$1,341
Counterfeited/Forged	\$101,053
Destroyed/Damaged	\$1,513,022
Recovered	\$6,944,457
Stolen	\$16,357,557
Total	\$25,181,732

2021 Washington NIBRS Submission Agencies

ROY PD

Pierce County

Population: 825
Months Reported: 11

Offense Overview

Offense Total 25
of Cleared Offense 7
Percent Cleared 28.0%

Group A Arrest Overview

Arrest Total 6
Adult Arrest Total 6
Juvenile Arrest Total 0

Group A Offenses	Reported 2020	Reported 2021	% of Change*	Crime Rate per 1,000	Total Arrests	DV Offense Totals
Murder	0	0		0.0	0	0
Manslaughter	0	0		0.0	0	0
Rape	0	0		0.0	0	0
Sodomy	0	0		0.0	0	0
Sexual Assault w/Object	0	0		0.0	0	0
Fondling	1	0		0.0	0	0
Aggravated Assault	4	0		0.0	0	0
Simple Assault	5	5		6.1	4	3
Intimidation	0	0		0.0	0	0
Kidnapping	1	0		0.0	0	0
Incest	0	0		0.0	0	0
Statutory Rape	0	0		0.0	0	0
Human Trafficking Offenses	0	0		0.0	0	0
Violation of No Contact/Protect.	2	0		0.0	0	0
Robbery	0	0		0.0	0	0
Burglary	3	6		7.3	0	0
Larceny-Theft Offenses	13	6		7.3	0	0
Motor Vehicle Theft	4	2		2.4	0	0
Arson	0	0		0.0	0	0
Destruction of Property	2	4		4.8	1	1
Counterfeiting/Forgery	0	0		0.0	0	0
Fraud Offenses	3	0		0.0	0	0
Embezzlement	0	0		0.0	0	0
Extortion/Blackmail	0	0		0.0	0	0
Bribery	0	0		0.0	0	0
Stolen Property Offenses	0	1		1.2	1	0
Animal Cruelty	0	0		0.0	0	0
Drug/Narcotic Violations	2	1		1.2	0	0
Drug Equipment Violations	1	0		0.0	0	0
Gambling Offenses	0	0		0.0	0	0
Pornography	0	0		0.0	0	0
Prostitution Offenses	0	0		0.0	0	0
Weapon Law Violations	1	0		0.0	0	0
Grand Total	42	25		30.3	6	4

* Please see #10 in the NIBRS Individual Agency Page Table Legend on page 88

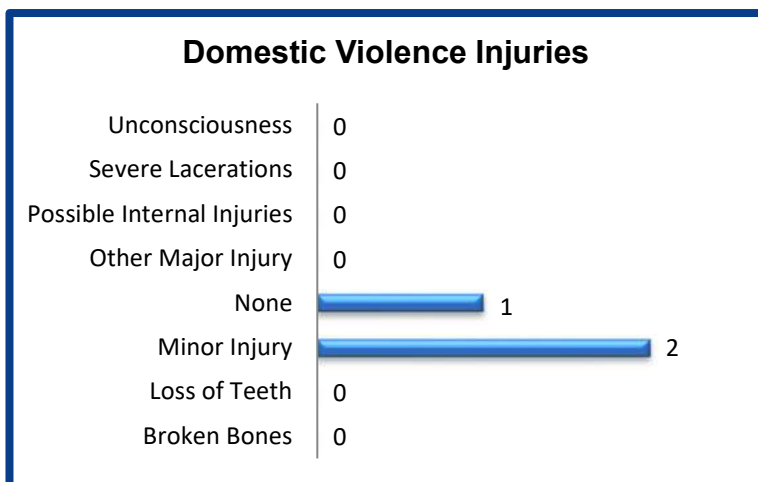
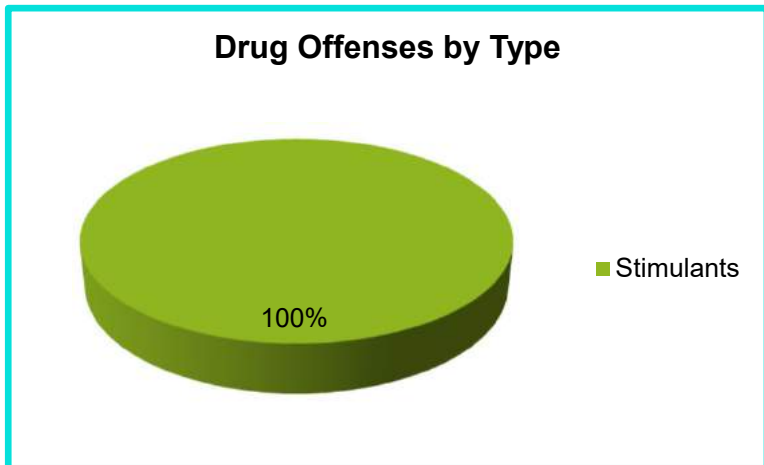
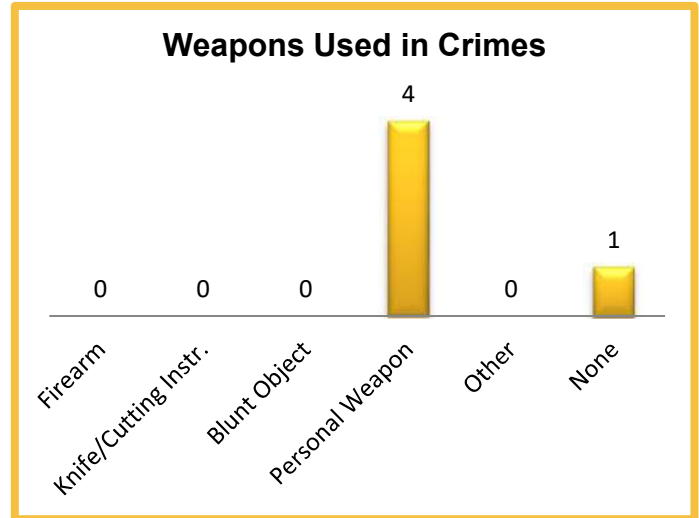
2021 Washington NIBRS Submission Agencies

ROY PD

Continued

2021 Group B Arrests

Offense	Adult	Juvenile
Bad Checks	0	0
Curfew/Vagrancy	0	0
Disorderly Conduct	0	0
Drunkenness	0	0
DUI	0	0
Family Offenses	0	0
Liquor Law Violations	0	0
Peeping Tom	0	0
Trespass	0	0
All Other Offenses	25	0
Total	25	0



2021 Property Values by Type

Type	Value
Seized	\$0
Burned	\$0
Counterfeited/Forged	\$0
Destroyed/Damaged	\$15,860
Recovered	\$38,050
Stolen	\$70,349
Total	\$124,259

2021 Washington NIBRS Submission Agencies

RUSTON PD

Pierce County

Population: 1,060
Months Reported: 12

Offense Overview

Offense Total 79
of Cleared Offense 4
Percent Cleared 5.1%

Group A Arrest Overview

Arrest Total 3
Adult Arrest Total 3
Juvenile Arrest Total 0

Group A Offenses	Reported 2020	Reported 2021	% of Change	Crime Rate per 1,000	Total Arrests	DV Offense Totals
Murder	0	0		0.0	0	0
Manslaughter	0	0		0.0	0	0
Rape	0	0		0.0	0	0
Sodomy	0	0		0.0	0	0
Sexual Assault w/Object	0	0		0.0	0	0
Fondling	0	1		0.9	0	0
Aggravated Assault	3	2	-33.3%	1.9	1	0
Simple Assault	4	2	-50.0%	1.9	0	1
Intimidation	0	0		0.0	0	0
Kidnapping	0	0		0.0	0	0
Incest	0	0		0.0	0	0
Statutory Rape	0	0		0.0	0	0
Human Trafficking Offenses	0	0		0.0	0	0
Violation of No Contact/Protect.	7	1	-85.7%	0.9	0	1
Robbery	1	2	100.0%	1.9	0	0
Burglary	4	7	75.0%	6.6	0	0
Larceny-Theft Offenses	27	36	33.3%	34.0	1	0
Motor Vehicle Theft	4	7	75.0%	6.6	0	0
Arson	1	0	-100.0%	0.0	0	0
Destruction of Property	12	19	58.3%	17.9	0	0
Counterfeiting/Forgery	1	0	-100.0%	0.0	0	0
Fraud Offenses	8	1	-87.5%	0.9	0	0
Embezzlement	0	0		0.0	0	0
Extortion/Blackmail	0	0		0.0	0	0
Bribery	0	1		0.9	1	0
Stolen Property Offenses	2	0	-100.0%	0.0	0	0
Animal Cruelty	1	0	-100.0%	0.0	0	0
Drug/Narcotic Violations	1	0	-100.0%	0.0	0	0
Drug Equipment Violations	0	0		0.0	0	0
Gambling Offenses	0	0		0.0	0	0
Pornography	0	0		0.0	0	0
Prostitution Offenses	0	0		0.0	0	0
Weapon Law Violations	2	0	-100.0%	0.0	0	0
Grand Total	78	79	1.3%	74.5	3	2

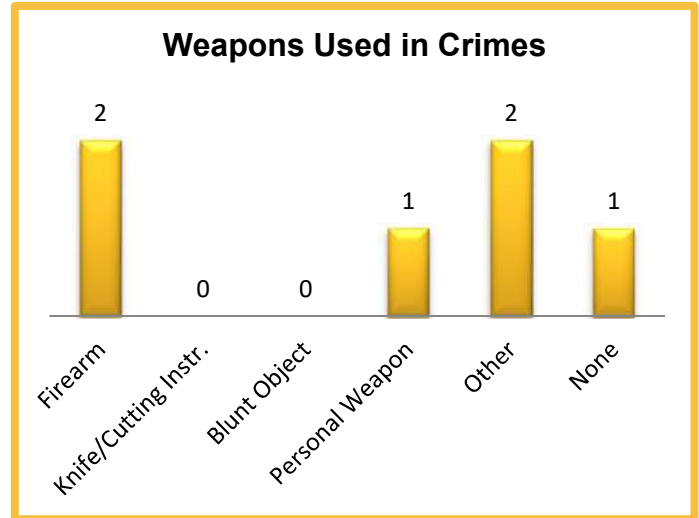
2021 Washington NIBRS Submission Agencies

RUSTON PD

Continued

2021 Group B Arrests

Offense	Adult	Juvenile
Bad Checks	0	0
Curfew/Vagrancy	0	0
Disorderly Conduct	0	0
Drunkenness	0	0
DUI	7	0
Family Offenses	0	0
Liquor Law Violations	0	0
Peeping Tom	0	0
Trespass	0	0
All Other Offenses	76	0
Total	83	0



Drug Offenses by Type

**No Drug Offenses by Type
Reported**



Domestic Violence Injuries

Unconsciousness	0
Severe Lacerations	0
Possible Internal Injuries	0
Other Major Injury	0
None	1
Minor Injury	0
Loss of Teeth	0
Broken Bones	0

2021 Property Values by Type

Type	Value
Seized	\$0
Burned	\$0
Counterfeited/Forged	\$0
Destroyed/Damaged	\$52,824
Recovered	\$22,073
Stolen	\$163,781
Total	\$238,678

2021 Washington NIBRS Submission Agencies

STEILACOOM PD

Pierce County

Population: 6,555
Months Reported: 12

Offense Overview

Offense Total 179
of Cleared Offense 19
Percent Cleared 10.6%

Group A Arrest Overview

Arrest Total 15
Adult Arrest Total 15
Juvenile Arrest Total 0

Group A Offenses	Reported 2020	Reported 2021	% of Change	Crime Rate per 1,000	Total Arrests	DV Offense Totals
Murder	0	0		0.0	0	0
Manslaughter	0	0		0.0	0	0
Rape	1	4	300.0%	0.6	1	3
Sodomy	0	0		0.0	0	0
Sexual Assault w/Object	1	0	-100.0%	0.0	0	0
Fondling	6	1	-83.3%	0.2	0	1
Aggravated Assault	10	8	-20.0%	1.2	0	5
Simple Assault	29	22	-24.1%	3.4	9	16
Intimidation	3	0	-100.0%	0.0	0	0
Kidnapping	0	2		0.3	1	2
Incest	3	0	-100.0%	0.0	0	0
Statutory Rape	0	0		0.0	0	0
Human Trafficking Offenses	0	0		0.0	0	0
Violation of No Contact/Protect.	14	5	-64.3%	0.8	2	4
Robbery	1	1	0.0%	0.2	0	0
Burglary	15	16	6.7%	2.4	1	3
Larceny-Theft Offenses	56	52	-7.1%	7.9	0	0
Motor Vehicle Theft	12	11	-8.3%	1.7	0	0
Arson	0	0		0.0	0	0
Destruction of Property	32	32	0.0%	4.9	0	2
Counterfeiting/Forgery	1	2	100.0%	0.3	0	0
Fraud Offenses	32	17	-46.9%	2.6	0	0
Embezzlement	0	0		0.0	0	0
Extortion/Blackmail	1	1	0.0%	0.2	0	0
Bribery	0	0		0.0	0	0
Stolen Property Offenses	0	2		0.3	1	0
Animal Cruelty	0	1		0.2	0	0
Drug/Narcotic Violations	1	1	0.0%	0.2	0	0
Drug Equipment Violations	0	1		0.2	0	0
Gambling Offenses	0	0		0.0	0	0
Pornography	0	0		0.0	0	0
Prostitution Offenses	0	0		0.0	0	0
Weapon Law Violations	2	0	-100.0%	0.0	0	0
Grand Total	220	179	-18.6%	27.3	15	36

2021 Washington NIBRS Submission Agencies

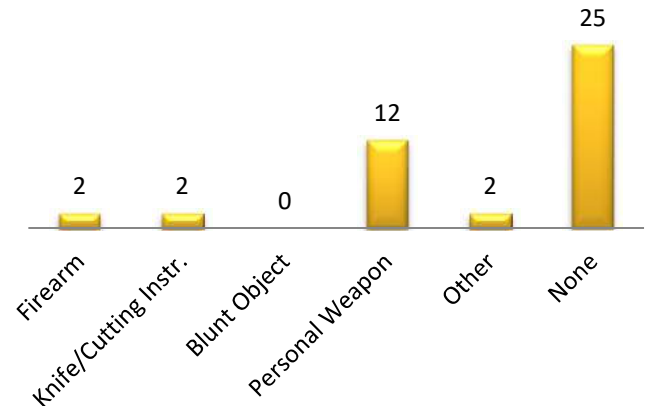
STEILACOOM PD

Continued

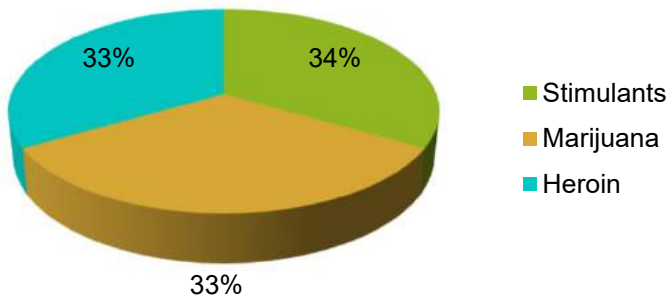
2021 Group B Arrests

Offense	Adult	Juvenile
Bad Checks	0	0
Curfew/Vagrancy	0	0
Disorderly Conduct	0	0
Drunkenness	0	0
DUI	9	0
Family Offenses	0	0
Liquor Law Violations	0	0
Peeping Tom	0	0
Trespass	0	0
All Other Offenses	2	0
Total	11	0

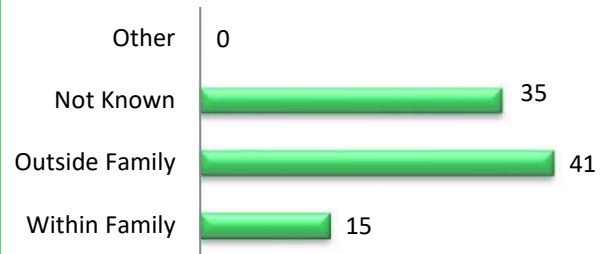
Weapons Used in Crimes



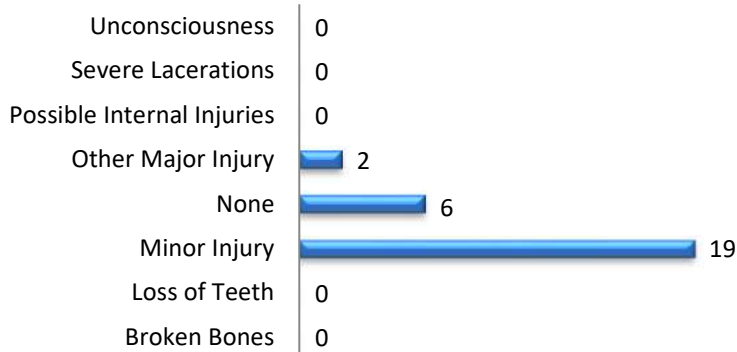
Drug Offenses by Type



Relationship of Victim to Offender



Domestic Violence Injuries



2021 Property Values by Type

Type	Value
Seized	\$0
Burned	\$0
Counterfeited/Forged	\$2,002
Destroyed/Damaged	\$237,019
Recovered	\$47,950
Stolen	\$172,256
Total	\$459,227

2021 Washington NIBRS Submission Agencies

SUMNER PD

Pierce County

Population: 10,500
Months Reported: 12

Offense Overview

Offense Total 1,017
of Cleared Offense 87
Percent Cleared 8.6%

Group A Arrest Overview

Arrest Total 64
Adult Arrest Total 62
Juvenile Arrest Total 2

Group A Offenses	Reported 2020	Reported 2021	% of Change	Crime Rate per 1,000	Total Arrests	DV Offense Totals
Murder	0	0		0.0	0	0
Manslaughter	0	0		0.0	0	0
Rape	2	0	-100.0%	0.0	0	0
Sodomy	0	0		0.0	0	0
Sexual Assault w/Object	1	0	-100.0%	0.0	0	0
Fondling	7	4	-42.9%	0.4	0	2
Aggravated Assault	23	8	-65.2%	0.8	3	4
Simple Assault	67	59	-11.9%	5.6	17	31
Intimidation	0	0		0.0	0	0
Kidnapping	0	1		0.1	1	1
Incest	0	0		0.0	0	0
Statutory Rape	0	0		0.0	0	0
Human Trafficking Offenses	0	0		0.0	0	0
Violation of No Contact/Protect.	40	20	-50.0%	1.9	8	13
Robbery	6	7	16.7%	0.7	1	0
Burglary	86	114	32.6%	10.9	8	1
Larceny-Theft Offenses	286	416	45.5%	39.6	9	4
Motor Vehicle Theft	68	123	80.9%	11.7	6	0
Arson	2	7	250.0%	0.7	0	0
Destruction of Property	154	184	19.5%	17.5	6	14
Counterfeiting/Forgery	3	7	133.3%	0.7	0	0
Fraud Offenses	81	43	-46.9%	4.1	0	0
Embezzlement	0	0		0.0	0	0
Extortion/Blackmail	1	1	0.0%	0.1	0	0
Bribery	0	0		0.0	0	0
Stolen Property Offenses	14	10	-28.6%	1.0	3	1
Animal Cruelty	0	0		0.0	0	0
Drug/Narcotic Violations	9	2	-77.8%	0.2	0	0
Drug Equipment Violations	5	3	-40.0%	0.3	2	0
Gambling Offenses	0	0		0.0	0	0
Pornography	0	0		0.0	0	0
Prostitution Offenses	0	0		0.0	0	0
Weapon Law Violations	6	8	33.3%	0.8	0	0
Grand Total	861	1,017	18.1%	96.9	64	71

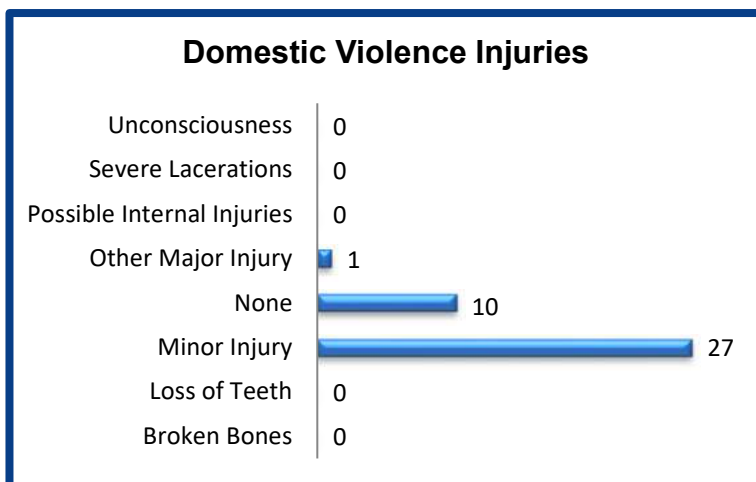
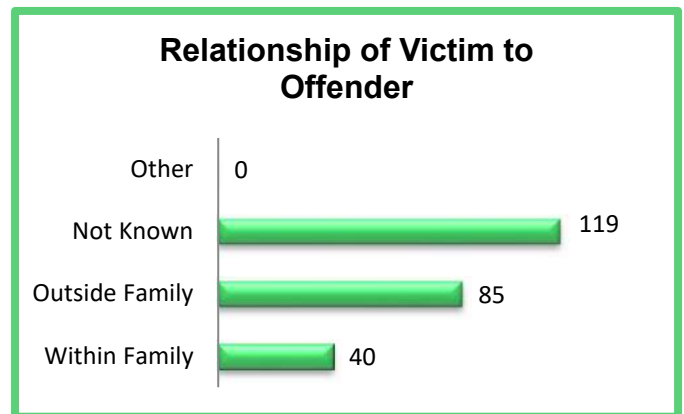
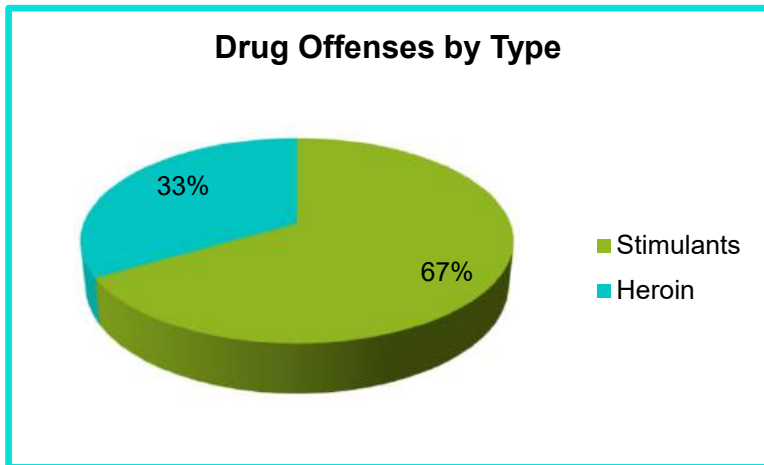
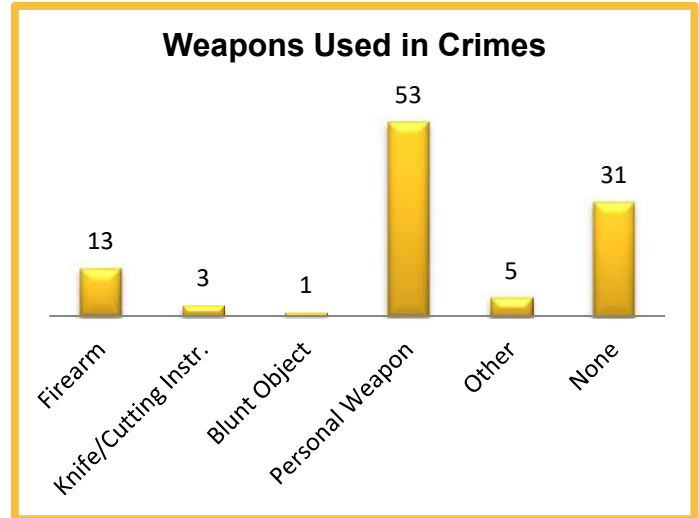
2021 Washington NIBRS Submission Agencies

SUMNER PD

Continued

2021 Group B Arrests

Offense	Adult	Juvenile
Bad Checks	0	0
Curfew/Vagrancy	0	0
Disorderly Conduct	1	0
Drunkenness	0	0
DUI	22	1
Family Offenses	1	0
Liquor Law Violations	0	0
Peeping Tom	0	0
Trespass	10	0
All Other Offenses	88	1
Total	122	2



2021 Property Values by Type

Type	Value
Seized	\$495
Burned	\$254
Counterfeited/Forged	\$16
Destroyed/Damaged	\$1,658,437
Recovered	\$709,781
Stolen	\$4,102,287
Total	\$6,471,270

2021 Washington NIBRS Submission Agencies

TACOMA PD

Pierce County

Population: 214,700
Months Reported: 12

Offense Overview

Offense Total 31,180
of Cleared Offense 3,338
Percent Cleared 10.7%

Group A Arrest Overview

Arrest Total 2,269
Adult Arrest Total 2,179
Juvenile Arrest Total 90

Group A Offenses	Reported 2020	Reported 2021	% of Change	Crime Rate per 1,000	Total Arrests	DV Offense Totals
Murder	29	32	10.3%	0.1	16	3
Manslaughter	1	1	0.0%	0.0	0	0
Rape	130	131	0.8%	0.6	6	27
Sodomy	10	10	0.0%	0.0	0	2
Sexual Assault w/Object	4	6	50.0%	0.0	0	0
Fondling	185	175	-5.4%	0.8	20	31
Aggravated Assault	1,364	2,045	49.9%	9.5	396	419
Simple Assault	2,610	2,710	3.8%	12.6	661	1,325
Intimidation	47	62	31.9%	0.3	4	25
Kidnapping	69	68	-1.4%	0.3	23	39
Incest	1	0	-100.0%	0.0	0	0
Statutory Rape	11	14	27.3%	0.1	3	3
Human Trafficking Offenses	6	5	-16.7%	0.0	0	0
Violation of No Contact/Protect.	1,114	939	-15.7%	4.4	192	829
Robbery	449	524	16.7%	2.4	75	22
Burglary	2,064	2,279	10.4%	10.6	206	102
Larceny-Theft Offenses	8,536	9,549	11.9%	44.5	118	140
Motor Vehicle Theft	2,191	3,738	70.6%	17.4	73	51
Arson	134	244	82.1%	1.1	30	9
Destruction of Property	5,892	6,794	15.3%	31.6	131	516
Counterfeiting/Forgery	152	111	-27.0%	0.5	6	2
Fraud Offenses	1,645	898	-45.4%	4.2	28	49
Embezzlement	3	3	0.0%	0.0	0	0
Extortion/Blackmail	65	47	-27.7%	0.2	1	7
Bribery	0	0		0.0	0	0
Stolen Property Offenses	320	345	7.8%	1.6	197	5
Animal Cruelty	2	12	500.0%	0.1	0	0
Drug/Narcotic Violations	363	142	-60.9%	0.7	31	0
Drug Equipment Violations	106	46	-56.6%	0.2	17	0
Gambling Offenses	0	2		0.0	0	0
Pornography	52	45	-13.5%	0.2	2	0
Prostitution Offenses	8	5	-37.5%	0.0	0	0
Weapon Law Violations	245	198	-19.2%	0.9	33	0
Grand Total	27,808	31,180	12.1%	145.2	2,269	3,606

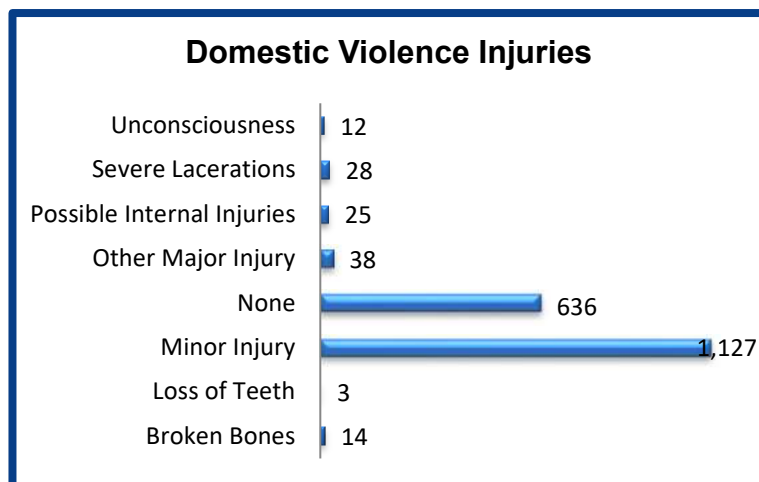
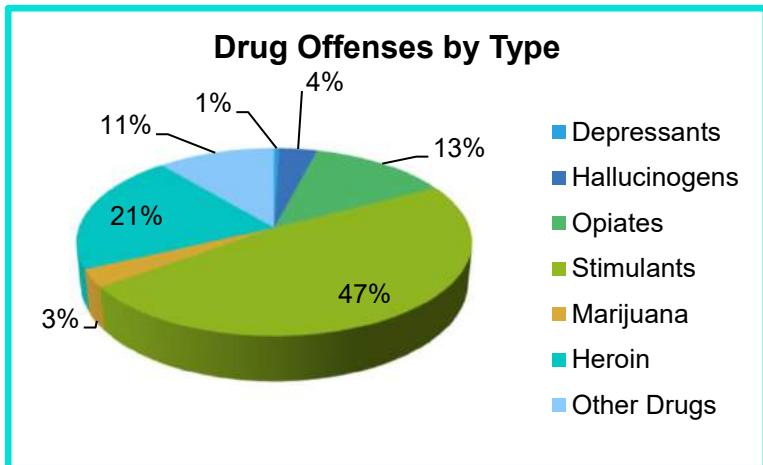
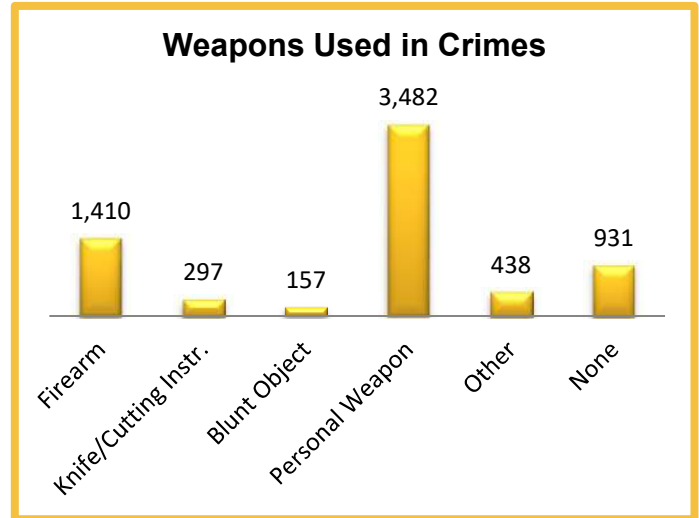
2021 Washington NIBRS Submission Agencies

TACOMA PD

Continued

2021 Group B Arrests

Offense	Adult	Juvenile
Bad Checks	4	0
Curfew/Vagrancy	0	0
Disorderly Conduct	4	0
Drunkenness	0	0
DUI	269	1
Family Offenses	4	0
Liquor Law Violations	1	0
Peeping Tom	0	0
Trespass	82	1
All Other Offenses	338	6
Total	702	8



2021 Property Values by Type

Type	Value
Seized	\$448,321
Burned	\$11,099,975
Counterfeited/Forged	\$224,515
Destroyed/Damaged	\$30,971,758
Recovered	\$13,293,345
Stolen	\$115,402,241
Total	\$171,440,155

2021 Washington NIBRS Submission Agencies

UNIVERSITY PLACE PD

Pierce County

Population: 33,730
Months Reported: 12

Offense Overview

Offense Total 1,598
of Cleared Offense 181
Percent Cleared 11.3%

Group A Arrest Overview

Arrest Total 131
Adult Arrest Total 129
Juvenile Arrest Total 2

Group A Offenses	Reported 2020	Reported 2021	% of Change	Crime Rate per 1,000	Total Arrests	DV Offense Totals
Murder	1	1	0.0%	0.0	1	1
Manslaughter	0	0		0.0	0	0
Rape	9	7	-22.2%	0.2	0	1
Sodomy	1	0	-100.0%	0.0	0	0
Sexual Assault w/Object	0	1		0.0	0	1
Fondling	8	12	50.0%	0.4	2	3
Aggravated Assault	81	42	-48.1%	1.2	19	17
Simple Assault	146	111	-24.0%	3.3	46	65
Intimidation	5	4	-20.0%	0.1	0	2
Kidnapping	3	4	33.3%	0.1	3	4
Incest	0	0		0.0	0	0
Statutory Rape	1	0	-100.0%	0.0	1	0
Human Trafficking Offenses	0	0		0.0	0	0
Violation of No Contact/Protect.	59	55	-6.8%	1.6	11	54
Robbery	29	19	-34.5%	0.6	7	0
Burglary	219	149	-32.0%	4.4	11	10
Larceny-Theft Offenses	661	575	-13.0%	17.0	19	5
Motor Vehicle Theft	77	92	19.5%	2.7	1	1
Arson	4	2	-50.0%	0.1	1	0
Destruction of Property	370	390	5.4%	11.6	2	12
Counterfeiting/Forgery	14	4	-71.4%	0.1	0	0
Fraud Offenses	273	105	-61.5%	3.1	3	0
Embezzlement	0	0		0.0	0	0
Extortion/Blackmail	3	3	0.0%	0.1	0	0
Bribery	0	0		0.0	0	0
Stolen Property Offenses	39	12	-69.2%	0.4	4	0
Animal Cruelty	0	0		0.0	0	0
Drug/Narcotic Violations	34	3	-91.2%	0.1	0	0
Drug Equipment Violations	12	0	-100.0%	0.0	0	0
Gambling Offenses	0	0		0.0	0	0
Pornography	4	0	-100.0%	0.0	0	0
Prostitution Offenses	2	0	-100.0%	0.0	0	0
Weapon Law Violations	7	7	0.0%	0.2	0	0
Grand Total	2,062	1,598	-22.5%	47.4	131	176

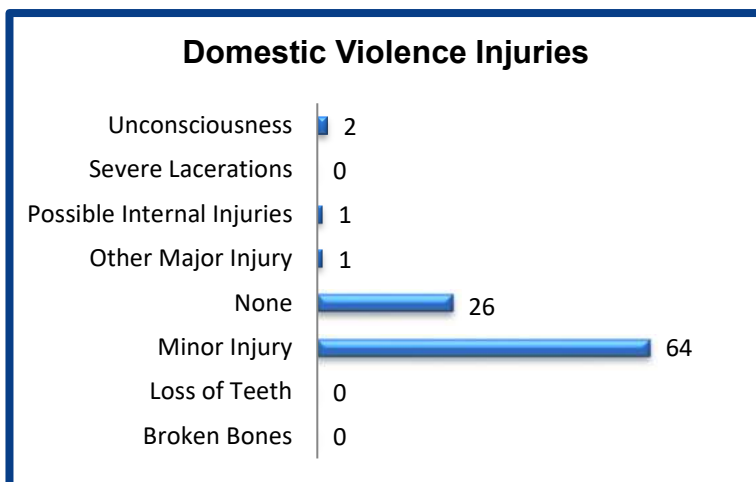
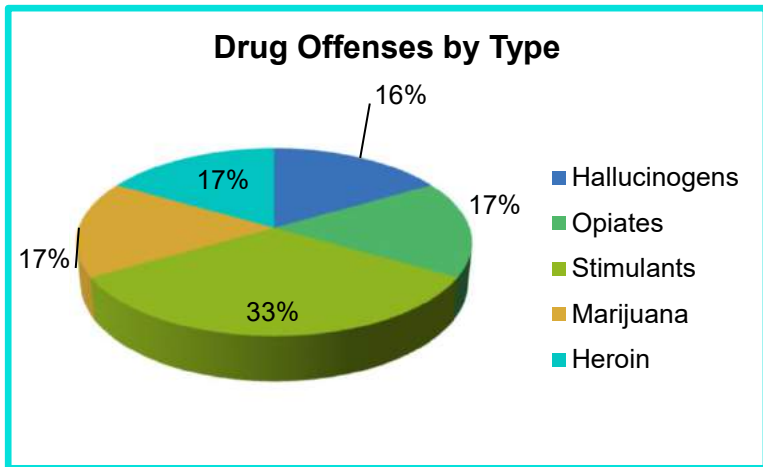
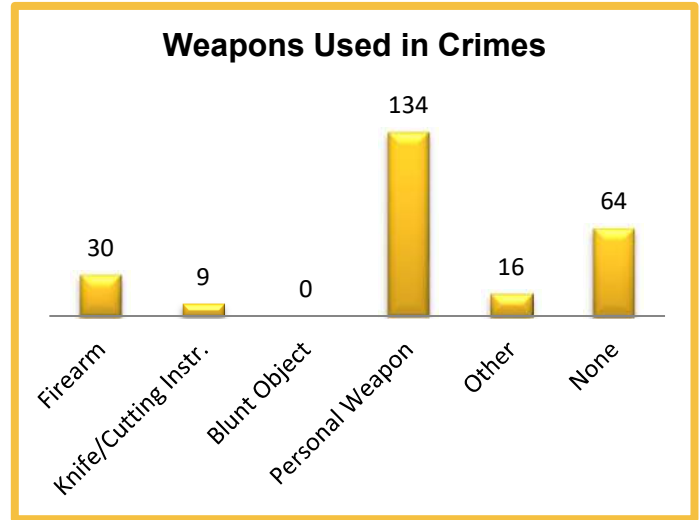
2021 Washington NIBRS Submission Agencies

UNIVERSITY PLACE PD

Continued

2021 Group B Arrests

Offense	Adult	Juvenile
Bad Checks	0	0
Curfew/Vagrancy	0	0
Disorderly Conduct	0	0
Drunkenness	0	0
DUI	6	0
Family Offenses	0	0
Liquor Law Violations	0	1
Peeping Tom	0	0
Trespass	2	0
All Other Offenses	18	0
Total	26	1



2021 Property Values by Type

Type	Value
Seized	\$2
Burned	\$2
Counterfeited/Forged	\$36,133
Destroyed/Damaged	\$2,964,628
Recovered	\$286,209
Stolen	\$2,824,717
Total	\$6,111,691

2021 Washington NIBRS Submission Agencies

SAN JUAN SO

San Juan County

Population: 17,500
Months Reported: 12

Offense Overview

Offense Total 276
of Cleared Offense 110
Percent Cleared 39.9%

Group A Arrest Overview

Arrest Total 102
Adult Arrest Total 89
Juvenile Arrest Total 13

Group A Offenses	Reported 2020	Reported 2021	% of Change	Crime Rate per 1,000	Total Arrests	DV Offense Totals
Murder	0	0		0.0	0	0
Manslaughter	0	0		0.0	0	0
Rape	1	1	0.0%	0.1	1	1
Sodomy	0	0		0.0	0	0
Sexual Assault w/Object	0	0		0.0	0	0
Fondling	1	0	-100.0%	0.0	1	0
Aggravated Assault	4	9	125.0%	0.5	7	5
Simple Assault	44	33	-25.0%	1.9	27	19
Intimidation	21	12	-42.9%	0.7	6	2
Kidnapping	0	1		0.1	1	1
Incest	0	0		0.0	0	0
Statutory Rape	0	0		0.0	0	0
Human Trafficking Offenses	0	0		0.0	0	0
Violation of No Contact/Protect.	22	12	-45.5%	0.7	10	9
Robbery	1	0	-100.0%	0.0	0	0
Burglary	10	22	120.0%	1.3	3	1
Larceny-Theft Offenses	76	74	-2.6%	4.2	15	2
Motor Vehicle Theft	6	3	-50.0%	0.2	1	0
Arson	0	0		0.0	0	0
Destruction of Property	46	39	-15.2%	2.2	5	3
Counterfeiting/Forgery	0	1		0.1	0	0
Fraud Offenses	44	43	-2.3%	2.5	0	0
Embezzlement	1	0	-100.0%	0.0	0	0
Extortion/Blackmail	0	5		0.3	1	0
Bribery	0	0		0.0	0	0
Stolen Property Offenses	1	0	-100.0%	0.0	0	0
Animal Cruelty	0	1		0.1	0	0
Drug/Narcotic Violations	32	15	-53.1%	0.9	20	0
Drug Equipment Violations	1	3	200.0%	0.2	2	0
Gambling Offenses	0	0		0.0	0	0
Pornography	0	0		0.0	0	0
Prostitution Offenses	0	0		0.0	0	0
Weapon Law Violations	2	2	0.0%	0.1	2	0
Grand Total	313	276	-11.8%	15.8	102	43

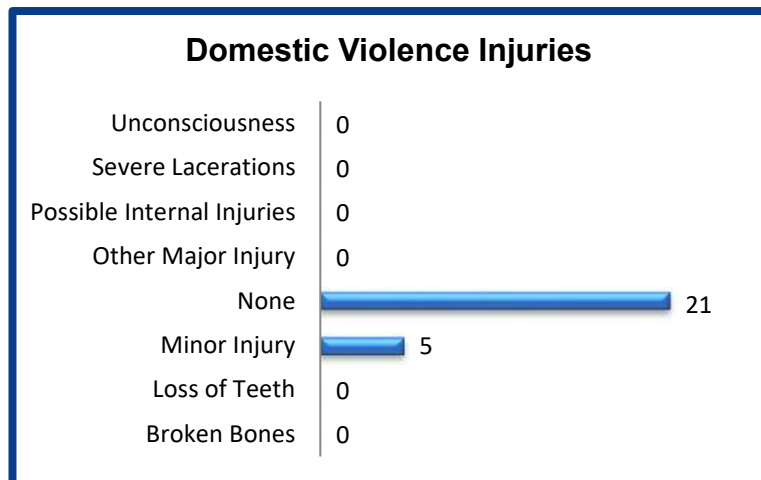
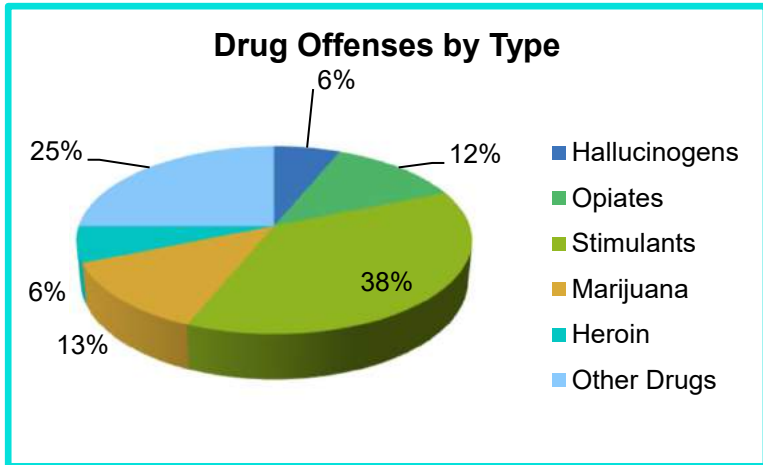
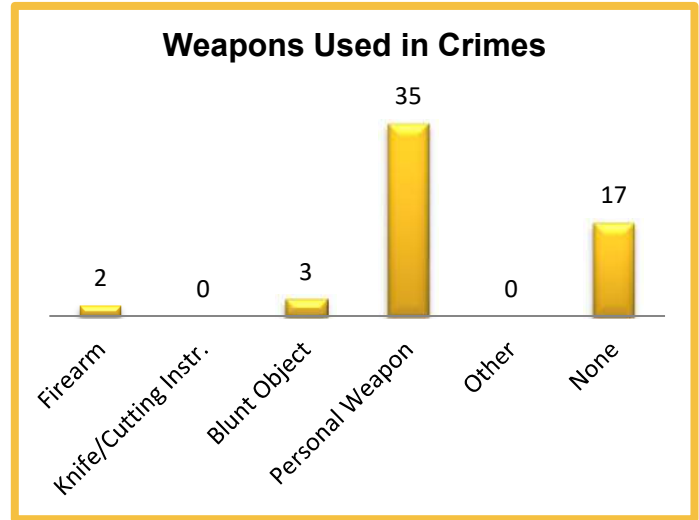
2021 Washington NIBRS Submission Agencies

SAN JUAN SO

Continued

2021 Group B Arrests

Offense	Adult	Juvenile
Bad Checks	0	0
Curfew/Vagrancy	0	0
Disorderly Conduct	6	0
Drunkenness	0	0
DUI	38	0
Family Offenses	0	1
Liquor Law Violations	0	3
Peeping Tom	0	0
Trespass	20	0
All Other Offenses	10	1
Total	74	5



2021 Property Values by Type

Type	Value
Seized	\$380
Burned	\$0
Counterfeited/Forged	\$0
Destroyed/Damaged	\$30,118
Recovered	\$14,535
Stolen	\$305,102
Total	\$350,135

2021 Washington NIBRS Submission Agencies

SKAGIT SO

Skagit County

Population: 55,770
Months Reported: 12

Offense Overview

Offense Total 2,370
of Cleared Offense 502
Percent Cleared 21.2%

Group A Arrest Overview

Arrest Total 399
Adult Arrest Total 384
Juvenile Arrest Total 15

Group A Offenses	Reported 2020	Reported 2021	% of Change	Crime Rate per 1,000	Total Arrests	DV Offense Totals
Murder	0	2		0.0	1	0
Manslaughter	0	0		0.0	0	0
Rape	6	2	-66.7%	0.0	3	0
Sodomy	0	0		0.0	0	0
Sexual Assault w/Object	0	0		0.0	0	0
Fondling	6	9	50.0%	0.2	2	6
Aggravated Assault	63	61	-3.2%	1.1	42	31
Simple Assault	252	296	17.5%	5.3	131	174
Intimidation	59	73	23.7%	1.3	0	21
Kidnapping	1	1	0.0%	0.0	3	0
Incest	2	1	-50.0%	0.0	1	1
Statutory Rape	0	0		0.0	1	0
Human Trafficking Offenses	0	0		0.0	0	0
Violation of No Contact/Protect.	168	174	3.6%	3.1	75	140
Robbery	8	23	187.5%	0.4	9	7
Burglary	217	245	12.9%	4.4	28	18
Larceny-Theft Offenses	569	645	13.4%	11.6	26	18
Motor Vehicle Theft	64	123	92.2%	2.2	8	4
Arson	2	10	400.0%	0.2	4	1
Destruction of Property	354	480	35.6%	8.6	28	51
Counterfeiting/Forgery	13	13	0.0%	0.2	0	0
Fraud Offenses	215	98	-54.4%	1.8	6	4
Embezzlement	1	0	-100.0%	0.0	0	0
Extortion/Blackmail	2	3	50.0%	0.1	0	1
Bribery	0	0		0.0	0	0
Stolen Property Offenses	24	24	0.0%	0.4	10	0
Animal Cruelty	0	1		0.0	1	0
Drug/Narcotic Violations	57	19	-66.7%	0.3	5	0
Drug Equipment Violations	34	26	-23.5%	0.5	6	0
Gambling Offenses	0	0		0.0	0	0
Pornography	1	1	0.0%	0.0	1	0
Prostitution Offenses	0	1		0.0	0	0
Weapon Law Violations	67	39	-41.8%	0.7	8	0
Grand Total	2,185	2,370	8.5%	42.5	399	477

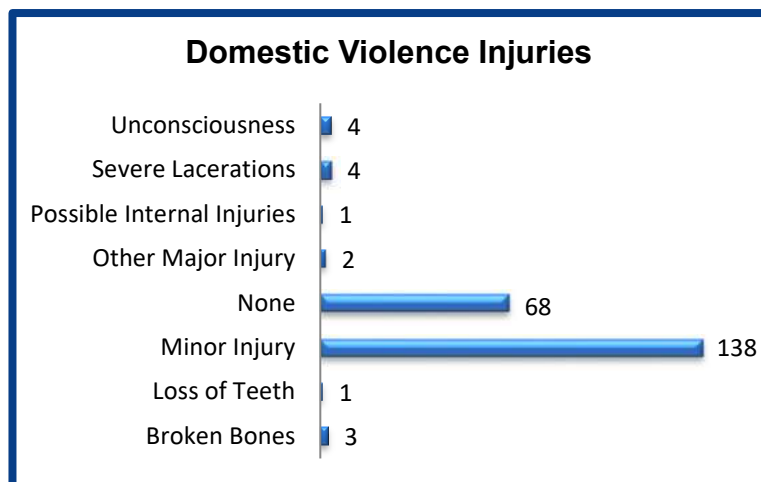
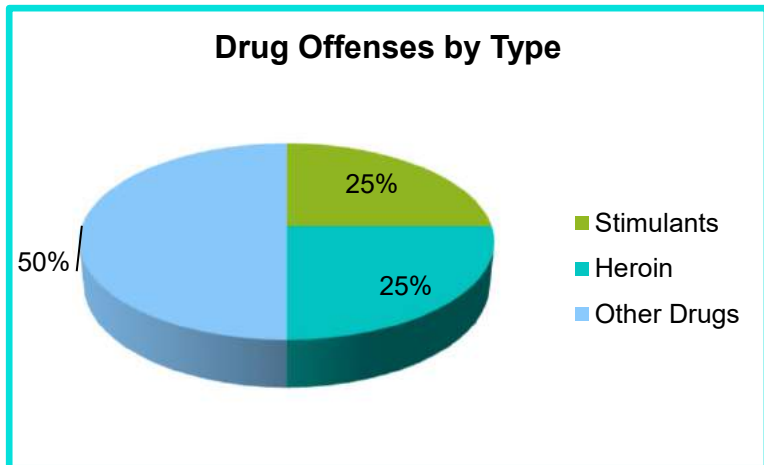
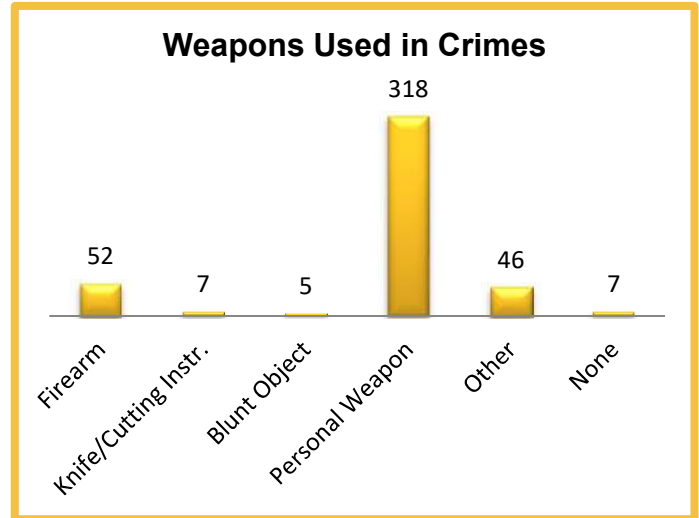
2021 Washington NIBRS Submission Agencies

SKAGIT SO

Continued

2021 Group B Arrests

Offense	Adult	Juvenile
Bad Checks	0	0
Curfew/Vagrancy	0	0
Disorderly Conduct	18	0
Drunkenness	0	0
DUI	61	0
Family Offenses	0	0
Liquor Law Violations	2	0
Peeping Tom	0	0
Trespass	39	0
All Other Offenses	23	0
Total	143	0



2021 Property Values by Type

Type	Value
Seized	\$0
Burned	\$42,861
Counterfeited/Forged	\$5
Destroyed/Damaged	\$369,310
Recovered	\$970,938
Stolen	\$2,756,923
Total	\$4,140,037

2021 Washington NIBRS Submission Agencies

ANACORTES PD

Skagit County

Population: 18,050
Months Reported: 12

Offense Overview

Offense Total 870
of Cleared Offense 254
Percent Cleared 29.2%

Group A Arrest Overview

Arrest Total 198
Adult Arrest Total 184
Juvenile Arrest Total 14

Group A Offenses	Reported 2020	Reported 2021	% of Change	Crime Rate per 1,000	Total Arrests	DV Offense Totals
Murder	0	0		0.0	0	0
Manslaughter	0	0		0.0	0	0
Rape	2	0	-100.0%	0.0	0	0
Sodomy	0	0		0.0	0	0
Sexual Assault w/Object	0	0		0.0	0	0
Fondling	7	6	-14.3%	0.3	1	0
Aggravated Assault	6	17	183.3%	0.9	13	7
Simple Assault	72	67	-6.9%	3.7	46	44
Intimidation	9	8	-11.1%	0.4	1	2
Kidnapping	2	0	-100.0%	0.0	0	0
Incest	0	0		0.0	0	0
Statutory Rape	0	0		0.0	0	0
Human Trafficking Offenses	0	0		0.0	0	0
Violation of No Contact/Protect.	47	23	-51.1%	1.3	18	12
Robbery	7	4	-42.9%	0.2	3	1
Burglary	45	67	48.9%	3.7	4	1
Larceny-Theft Offenses	345	321	-7.0%	17.8	48	1
Motor Vehicle Theft	27	28	3.7%	1.6	0	0
Arson	0	3		0.2	1	0
Destruction of Property	153	190	24.2%	10.5	24	23
Counterfeiting/Forgery	10	11	10.0%	0.6	0	0
Fraud Offenses	55	54	-1.8%	3.0	3	2
Embezzlement	1	0	-100.0%	0.0	0	0
Extortion/Blackmail	0	0		0.0	0	0
Bribery	0	0		0.0	0	0
Stolen Property Offenses	18	3	-83.3%	0.2	8	0
Animal Cruelty	0	1		0.1	1	0
Drug/Narcotic Violations	96	17	-82.3%	0.9	10	0
Drug Equipment Violations	108	35	-67.6%	1.9	15	0
Gambling Offenses	0	0		0.0	0	0
Pornography	6	6	0.0%	0.3	0	0
Prostitution Offenses	0	0		0.0	0	0
Weapon Law Violations	9	9	0.0%	0.5	2	0
Grand Total	1,025	870	-15.1%	48.2	198	93

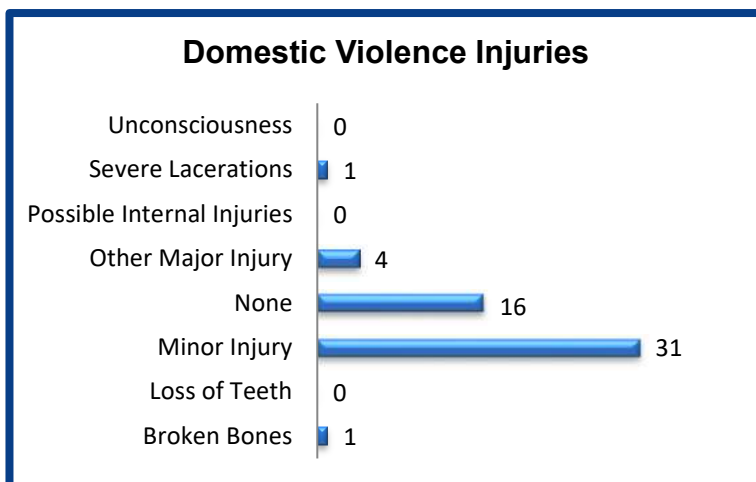
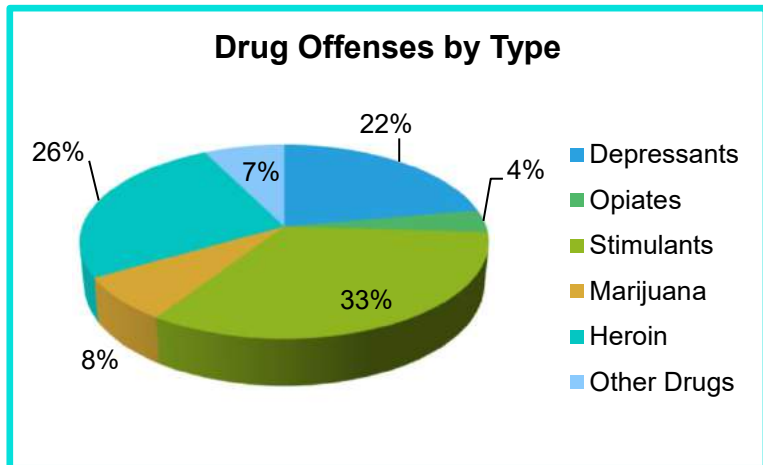
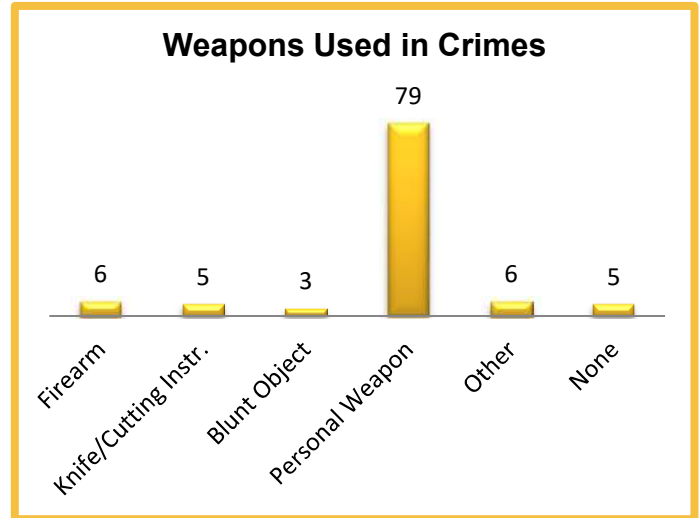
2021 Washington NIBRS Submission Agencies

ANACORTES PD

Continued

2021 Group B Arrests

Offense	Adult	Juvenile
Bad Checks	1	0
Curfew/Vagrancy	0	0
Disorderly Conduct	10	0
Drunkenness	0	0
DUI	48	0
Family Offenses	0	0
Liquor Law Violations	2	2
Peeping Tom	0	0
Trespass	29	0
All Other Offenses	6	1
Total	96	3



2021 Property Values by Type

Type	Value
Seized	\$74
Burned	\$30,101
Counterfeited/Forged	\$21,142
Destroyed/Damaged	\$179,459
Recovered	\$692,406
Stolen	\$1,316,195
Total	\$2,239,377

2021 Washington NIBRS Submission Agencies

BURLINGTON PD

Skagit County

Population: 9,540
Months Reported: 12

Offense Overview

Offense Total 1,637
of Cleared Offense 512
Percent Cleared 31.3%

Group A Arrest Overview

Arrest Total 392
Adult Arrest Total 376
Juvenile Arrest Total 16

Group A Offenses	Reported 2020	Reported 2021	% of Change	Crime Rate per 1,000	Total Arrests	DV Offense Totals
Murder	0	0		0.0	0	0
Manslaughter	0	0		0.0	0	0
Rape	1	2	100.0%	0.2	2	1
Sodomy	0	0		0.0	0	0
Sexual Assault w/Object	0	0		0.0	0	0
Fondling	2	2	0.0%	0.2	1	0
Aggravated Assault	4	8	100.0%	0.8	12	1
Simple Assault	91	122	34.1%	12.8	77	76
Intimidation	19	20	5.3%	2.1	0	2
Kidnapping	0	3		0.3	3	2
Incest	0	0		0.0	0	0
Statutory Rape	0	0		0.0	0	0
Human Trafficking Offenses	0	0		0.0	0	0
Violation of No Contact/Protect.	41	65	58.5%	6.8	44	50
Robbery	6	7	16.7%	0.7	11	0
Burglary	47	88	87.2%	9.2	39	4
Larceny-Theft Offenses	523	761	45.5%	79.8	130	2
Motor Vehicle Theft	31	101	225.8%	10.6	3	1
Arson	1	1	0.0%	0.1	2	0
Destruction of Property	152	303	99.3%	31.8	20	7
Counterfeiting/Forgery	7	6	-14.3%	0.6	3	0
Fraud Offenses	47	57	21.3%	6.0	19	1
Embezzlement	2	1	-50.0%	0.1	0	0
Extortion/Blackmail	0	0		0.0	0	0
Bribery	0	0		0.0	1	0
Stolen Property Offenses	18	29	61.1%	3.0	13	0
Animal Cruelty	1	2	100.0%	0.2	1	0
Drug/Narcotic Violations	75	27	-64.0%	2.8	2	0
Drug Equipment Violations	65	20	-69.2%	2.1	2	0
Gambling Offenses	0	0		0.0	0	0
Pornography	1	0	-100.0%	0.0	0	0
Prostitution Offenses	0	0		0.0	0	0
Weapon Law Violations	14	12	-14.3%	1.3	7	0
Grand Total	1,148	1,637	42.6%	171.6	392	147

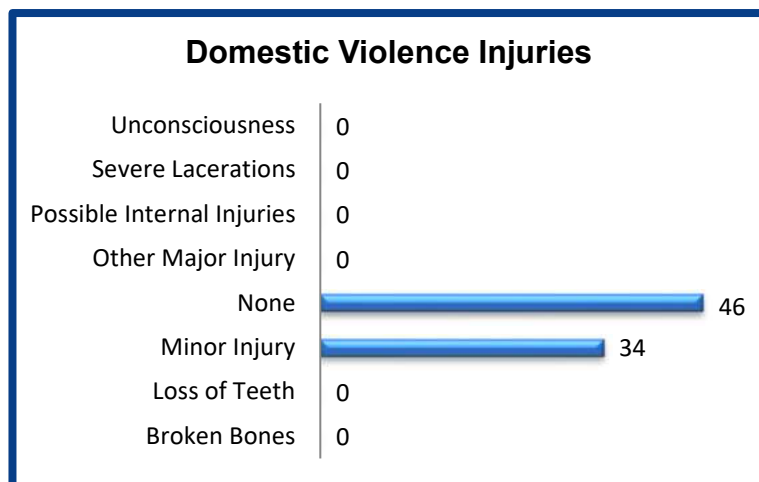
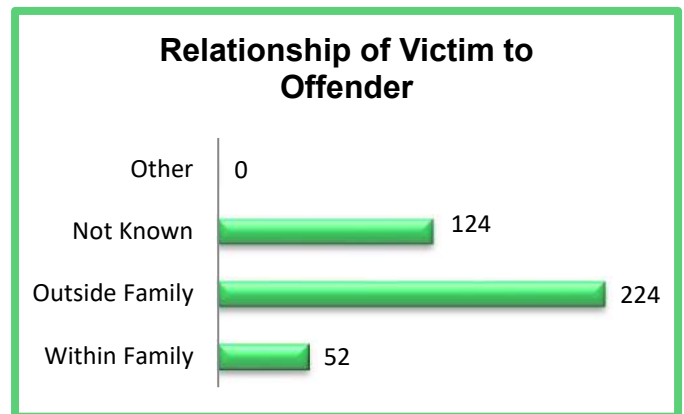
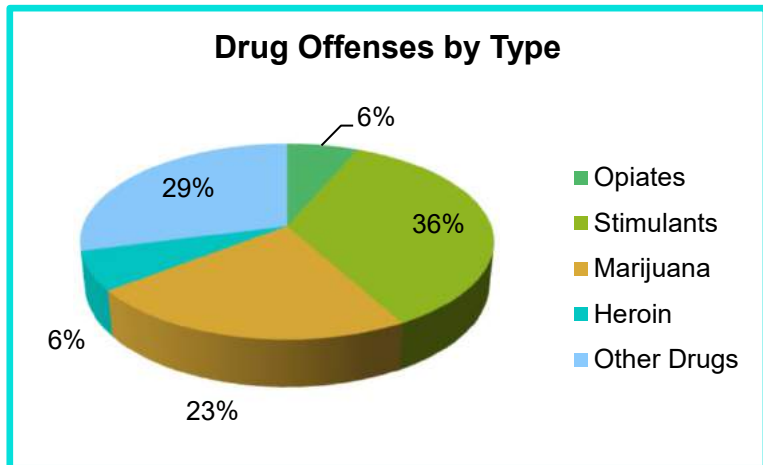
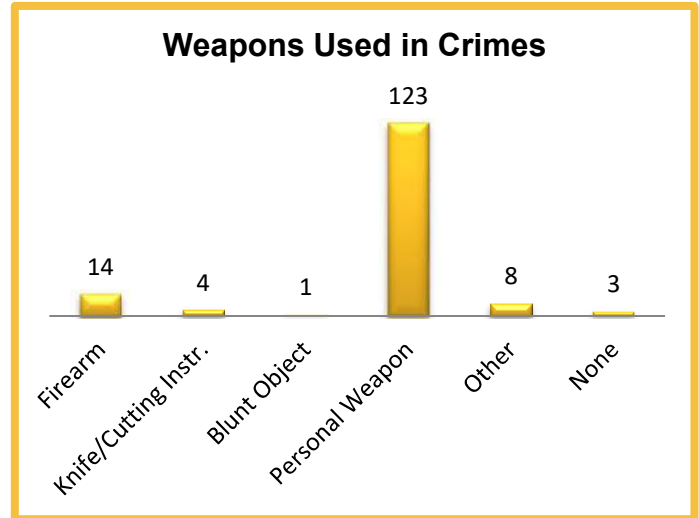
2021 Washington NIBRS Submission Agencies

BURLINGTON PD

Continued

2021 Group B Arrests

Offense	Adult	Juvenile
Bad Checks	2	0
Curfew/Vagrancy	0	0
Disorderly Conduct	15	0
Drunkenness	0	0
DUI	23	0
Family Offenses	0	0
Liquor Law Violations	4	1
Peeping Tom	0	0
Trespass	75	1
All Other Offenses	14	0
Total	133	2



2021 Property Values by Type

Type	Value
Seized	\$2,568
Burned	\$4,075
Counterfeited/Forged	\$854
Destroyed/Damaged	\$263,679
Recovered	\$693,206
Stolen	\$2,143,765
Total	\$3,108,147

2021 Washington NIBRS Submission Agencies

MOUNT VERNON PD

Skagit County

Population: 36,540
Months Reported: 12

Offense Overview

Offense Total 2,452
of Cleared Offense 726
Percent Cleared 29.6%

Group A Arrest Overview

Arrest Total 529
Adult Arrest Total 503
Juvenile Arrest Total 26

Group A Offenses	Reported 2020	Reported 2021	% of Change	Crime Rate per 1,000	Total Arrests	DV Offense Totals
Murder	0	0		0.0	0	0
Manslaughter	0	0		0.0	0	0
Rape	12	14	16.7%	0.4	5	6
Sodomy	0	1		0.0	0	1
Sexual Assault w/Object	0	0		0.0	0	0
Fondling	0	3		0.1	2	0
Aggravated Assault	52	46	-11.5%	1.3	48	22
Simple Assault	302	257	-14.9%	7.0	116	153
Intimidation	61	56	-8.2%	1.5	0	6
Kidnapping	7	2	-71.4%	0.1	1	1
Incest	0	0		0.0	0	0
Statutory Rape	0	0		0.0	0	0
Human Trafficking Offenses	0	0		0.0	0	0
Violation of No Contact/Protect.	173	125	-27.7%	3.4	68	94
Robbery	13	15	15.4%	0.4	11	2
Burglary	156	153	-1.9%	4.2	43	23
Larceny-Theft Offenses	885	754	-14.8%	20.6	118	3
Motor Vehicle Theft	114	172	50.9%	4.7	4	1
Arson	3	16	433.3%	0.4	11	1
Destruction of Property	448	469	4.7%	12.8	43	24
Counterfeiting/Forgery	24	20	-16.7%	0.5	4	0
Fraud Offenses	61	56	-8.2%	1.5	16	2
Embezzlement	0	0		0.0	0	0
Extortion/Blackmail	0	0		0.0	0	0
Bribery	0	0		0.0	0	0
Stolen Property Offenses	21	22	4.8%	0.6	3	0
Animal Cruelty	1	0	-100.0%	0.0	0	0
Drug/Narcotic Violations	325	115	-64.6%	3.1	23	0
Drug Equipment Violations	189	77	-59.3%	2.1	3	0
Gambling Offenses	0	0		0.0	0	0
Pornography	1	1	0.0%	0.0	0	0
Prostitution Offenses	1	1	0.0%	0.0	0	0
Weapon Law Violations	77	77	0.0%	2.1	10	0
Grand Total	2,926	2,452	-16.2%	67.1	529	339

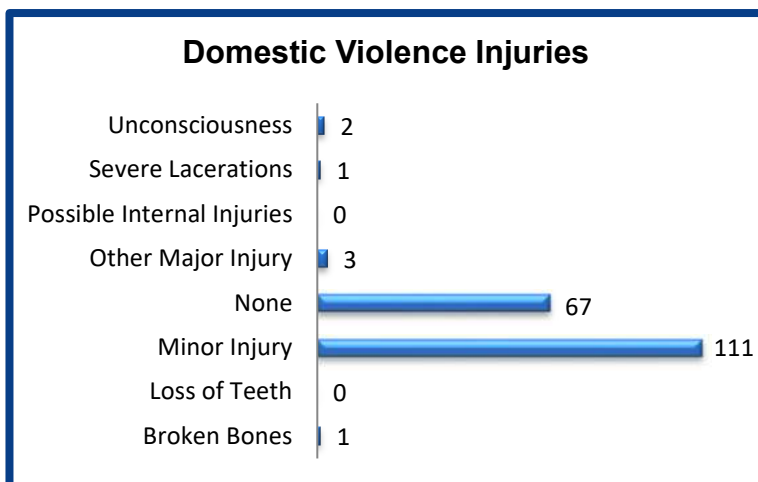
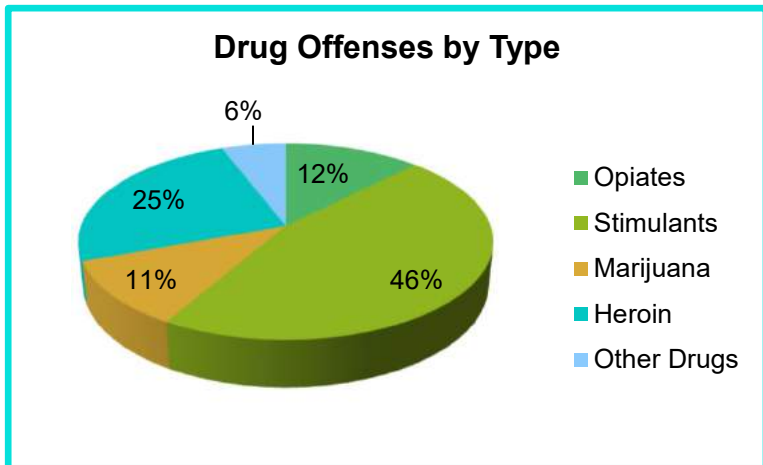
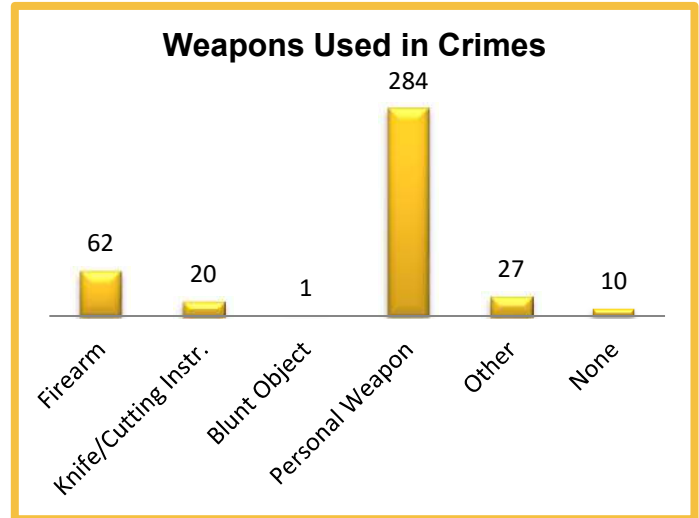
2021 Washington NIBRS Submission Agencies

MOUNT VERNON PD

Continued

2021 Group B Arrests

Offense	Adult	Juvenile
Bad Checks	0	0
Curfew/Vagrancy	0	0
Disorderly Conduct	69	0
Drunkenness	0	0
DUI	38	1
Family Offenses	0	0
Liquor Law Violations	0	1
Peeping Tom	0	0
Trespass	133	0
All Other Offenses	38	2
Total	278	4



2021 Property Values by Type

Type	Value
Seized	\$2,127
Burned	\$50,363
Counterfeited/Forged	\$90,977
Destroyed/Damaged	\$265,256
Recovered	\$1,010,386
Stolen	\$3,109,652
Total	\$4,528,761

2021 Washington NIBRS Submission Agencies

SEDRO-WOOLLEY PD

Skagit County

Population: 11,900
Months Reported: 12

Offense Overview

Offense Total 567
of Cleared Offense 165
Percent Cleared 29.1%

Group A Arrest Overview

Arrest Total 156
Adult Arrest Total 131
Juvenile Arrest Total 25

Group A Offenses	Reported 2020	Reported 2021	% of Change	Crime Rate per 1,000	Total Arrests	DV Offense Totals
Murder	1	0	-100.0%	0.0	0	0
Manslaughter	0	0		0.0	0	0
Rape	1	6	500.0%	0.5	5	0
Sodomy	0	0		0.0	0	0
Sexual Assault w/Object	0	0		0.0	0	0
Fondling	1	0	-100.0%	0.0	0	0
Aggravated Assault	14	7	-50.0%	0.6	10	6
Simple Assault	68	92	35.3%	7.7	64	55
Intimidation	4	0	-100.0%	0.0	0	0
Kidnapping	1	3	200.0%	0.3	3	1
Incest	0	3		0.3	0	0
Statutory Rape	0	0		0.0	0	0
Human Trafficking Offenses	0	0		0.0	0	0
Violation of No Contact/Protect.	38	39	2.6%	3.3	33	33
Robbery	2	3	50.0%	0.3	2	0
Burglary	53	39	-26.4%	3.3	4	2
Larceny-Theft Offenses	214	221	3.3%	18.6	9	1
Motor Vehicle Theft	19	47	147.4%	3.9	4	1
Arson	1	1	0.0%	0.1	1	0
Destruction of Property	103	93	-9.7%	7.8	9	9
Counterfeiting/Forgery	0	0		0.0	0	0
Fraud Offenses	3	2	-33.3%	0.2	3	0
Embezzlement	0	0		0.0	0	0
Extortion/Blackmail	0	0		0.0	0	0
Bribery	0	0		0.0	0	0
Stolen Property Offenses	2	0	-100.0%	0.0	0	0
Animal Cruelty	0	1		0.1	0	0
Drug/Narcotic Violations	19	5	-73.7%	0.4	5	0
Drug Equipment Violations	1	0	-100.0%	0.0	0	0
Gambling Offenses	0	0		0.0	0	0
Pornography	0	0		0.0	0	0
Prostitution Offenses	0	0		0.0	0	0
Weapon Law Violations	3	5	66.7%	0.4	4	0
Grand Total	548	567	3.5%	47.6	156	108

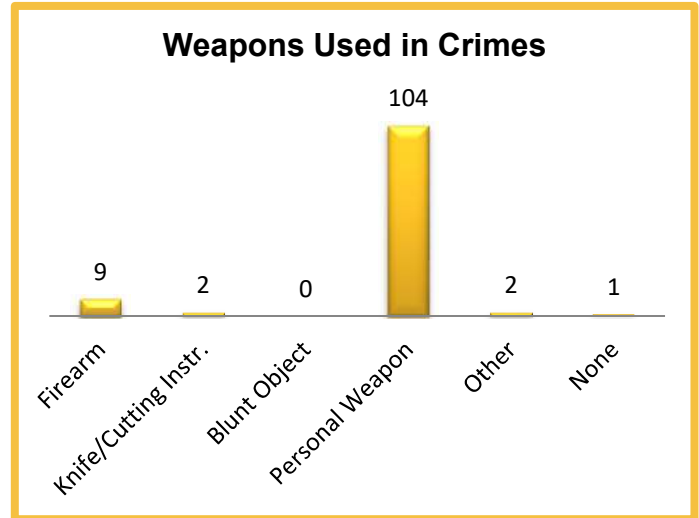
2021 Washington NIBRS Submission Agencies

SEDRO-WOOLLEY PD

Continued

2021 Group B Arrests

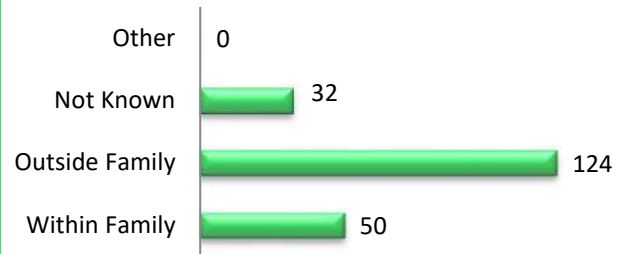
Offense	Adult	Juvenile
Bad Checks	0	0
Curfew/Vagrancy	0	0
Disorderly Conduct	15	0
Drunkenness	0	0
DUI	35	0
Family Offenses	0	0
Liquor Law Violations	2	1
Peeping Tom	0	0
Trespass	7	0
All Other Offenses	8	5
Total	67	6



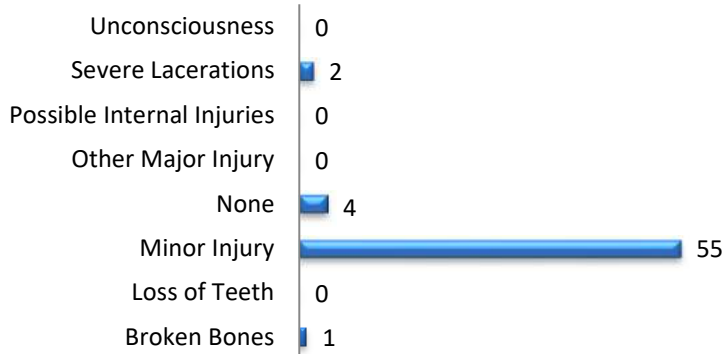
Drug Offenses by Type

No Drug Offenses by Type Reported

Relationship of Victim to Offender



Domestic Violence Injuries



2021 Property Values by Type

Type	Value
Seized	\$0
Burned	\$500
Counterfeited/Forged	\$0
Destroyed/Damaged	\$120,656
Recovered	\$358,048
Stolen	\$667,303
Total	\$1,146,507

2021 Washington NIBRS Submission Agencies

SWINOMISH TRIBAL PD

Skagit County

Population: 0
Months Reported: 12

Offense Overview

Offense Total 81
of Cleared Offense 1
Percent Cleared 1.2%

Group A Arrest Overview

Arrest Total 1
Adult Arrest Total 1
Juvenile Arrest Total 0

Group A Offenses	Reported 2020	Reported 2021	% of Change	Crime Rate per 1,000	Total Arrests	DV Offense Totals
Murder	0	0		0.0	0	0
Manslaughter	0	0		0.0	0	0
Rape	0	0		0.0	0	0
Sodomy	0	0		0.0	0	0
Sexual Assault w/Object	0	0		0.0	0	0
Fondling	0	0		0.0	0	0
Aggravated Assault	2	1	-50.0%	0.0	0	1
Simple Assault	33	24	-27.3%	0.0	0	19
Intimidation	0	0		0.0	0	0
Kidnapping	0	0		0.0	0	0
Incest	0	0		0.0	0	0
Statutory Rape	0	0		0.0	0	0
Human Trafficking Offenses	0	0		0.0	0	0
Violation of No Contact/Protect.	11	15	36.4%	0.0	1	7
Robbery	0	0		0.0	0	0
Burglary	4	3	-25.0%	0.0	0	1
Larceny-Theft Offenses	25	9	-64.0%	0.0	0	0
Motor Vehicle Theft	5	2	-60.0%	0.0	0	0
Arson	0	0		0.0	0	0
Destruction of Property	4	1	-75.0%	0.0	0	0
Counterfeiting/Forgery	0	0		0.0	0	0
Fraud Offenses	1	2	100.0%	0.0	0	0
Embezzlement	0	0		0.0	0	0
Extortion/Blackmail	0	0		0.0	0	0
Bribery	0	0		0.0	0	0
Stolen Property Offenses	3	0	-100.0%	0.0	0	0
Animal Cruelty	0	0		0.0	0	0
Drug/Narcotic Violations	44	15	-65.9%	0.0	0	0
Drug Equipment Violations	21	7	-66.7%	0.0	0	0
Gambling Offenses	0	0		0.0	0	0
Pornography	0	0		0.0	0	0
Prostitution Offenses	0	0		0.0	0	0
Weapon Law Violations	5	2	-60.0%	0.0	0	0
Grand Total	158	81	-48.7%	0.0	1	28

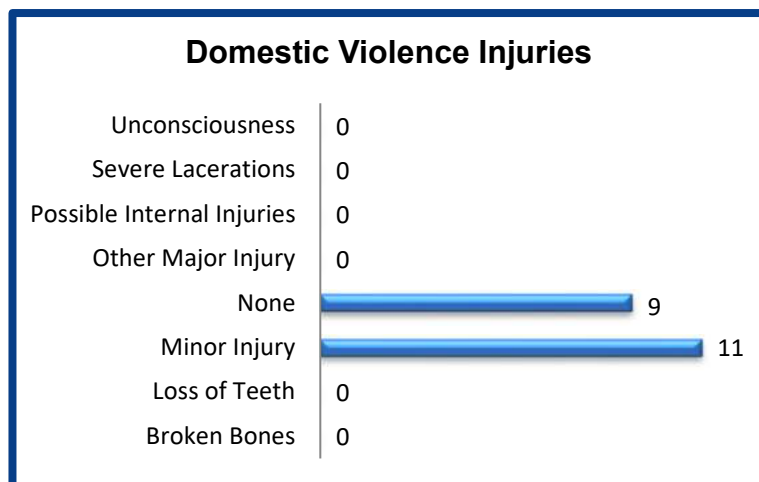
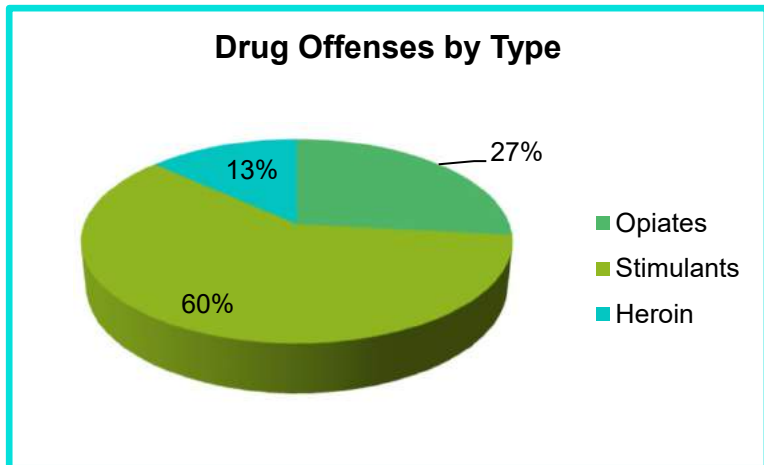
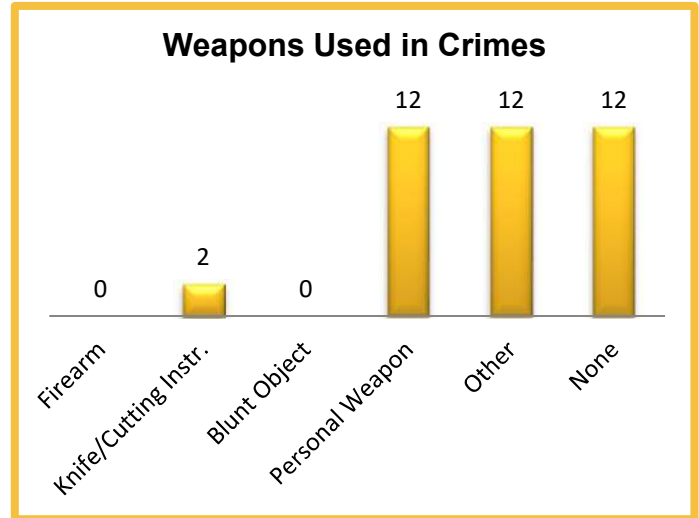
2021 Washington NIBRS Submission Agencies

SWINOMISH TRIBAL PD

Continued

2021 Group B Arrests

Offense	Adult	Juvenile
Bad Checks	0	0
Curfew/Vagrancy	0	0
Disorderly Conduct	8	0
Drunkenness	0	0
DUI	3	0
Family Offenses	0	0
Liquor Law Violations	8	1
Peeping Tom	0	0
Trespass	34	0
All Other Offenses	1	0
Total	54	1



2021 Property Values by Type

Type	Value
Seized	\$5
Burned	\$0
Counterfeited/Forged	\$0
Destroyed/Damaged	\$800
Recovered	\$0
Stolen	\$3,751
Total	\$4,556

2021 Washington NIBRS Submission Agencies

SKAMANIA SO

Skamania County

Population: 12,450
Months Reported: 12

Offense Overview

Offense Total 239
of Cleared Offense 55
Percent Cleared 23.0%

Group A Arrest Overview

Arrest Total 52
Adult Arrest Total 51
Juvenile Arrest Total 1

Group A Offenses	Reported 2020	Reported 2021	% of Change	Crime Rate per 1,000	Total Arrests	DV Offense Totals
Murder	0	1		0.1	1	0
Manslaughter	0	0		0.0	0	0
Rape	0	2		0.2	2	1
Sodomy	0	0		0.0	0	0
Sexual Assault w/Object	0	0		0.0	0	0
Fondling	6	3	-50.0%	0.2	1	0
Aggravated Assault	8	7	-12.5%	0.6	6	4
Simple Assault	60	49	-18.3%	3.9	30	36
Intimidation	2	9	350.0%	0.7	0	5
Kidnapping	1	0	-100.0%	0.0	0	0
Incest	0	0		0.0	0	0
Statutory Rape	0	0		0.0	0	0
Human Trafficking Offenses	0	0		0.0	0	0
Violation of No Contact/Protect.	13	19	46.2%	1.5	1	7
Robbery	0	0		0.0	0	0
Burglary	45	15	-66.7%	1.2	0	1
Larceny-Theft Offenses	86	72	-16.3%	5.8	3	1
Motor Vehicle Theft	10	16	60.0%	1.3	1	0
Arson	1	0	-100.0%	0.0	0	0
Destruction of Property	37	31	-16.2%	2.5	1	2
Counterfeiting/Forgery	27	5	-81.5%	0.4	0	0
Fraud Offenses	5	1	-80.0%	0.1	0	0
Embezzlement	0	1		0.1	0	0
Extortion/Blackmail	0	0		0.0	0	0
Bribery	0	0		0.0	0	0
Stolen Property Offenses	1	0	-100.0%	0.0	1	0
Animal Cruelty	0	0		0.0	0	0
Drug/Narcotic Violations	10	2	-80.0%	0.2	2	0
Drug Equipment Violations	0	0		0.0	0	0
Gambling Offenses	0	0		0.0	0	0
Pornography	0	0		0.0	0	0
Prostitution Offenses	0	0		0.0	0	0
Weapon Law Violations	3	6	100.0%	0.5	3	0
Grand Total	315	239	-24.1%	19.2	52	57

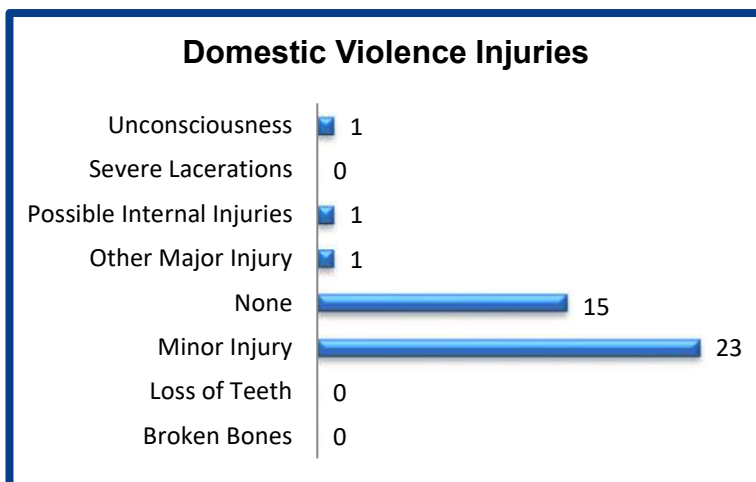
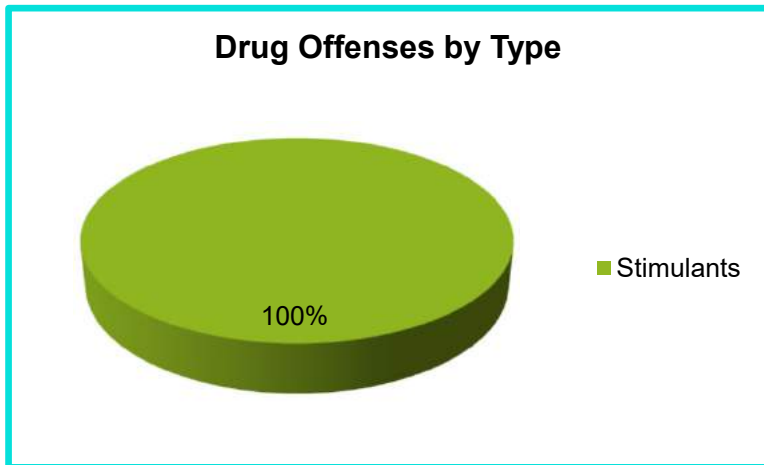
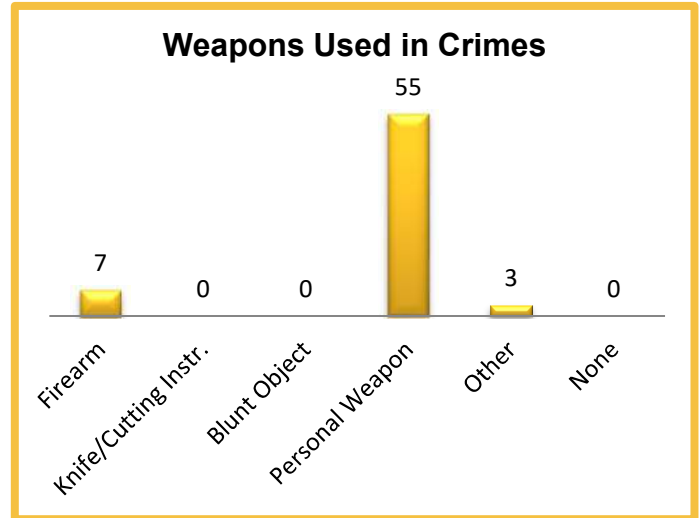
2021 Washington NIBRS Submission Agencies

SKAMANIA SO

Continued

2021 Group B Arrests

Offense	Adult	Juvenile
Bad Checks	0	0
Curfew/Vagrancy	0	0
Disorderly Conduct	6	0
Drunkenness	0	0
DUI	9	0
Family Offenses	0	0
Liquor Law Violations	0	0
Peeping Tom	0	0
Trespass	5	0
All Other Offenses	10	0
Total	30	0



2021 Property Values by Type

Type	Value
Seized	\$0
Burned	\$0
Counterfeited/Forged	\$31,746
Destroyed/Damaged	\$783,711
Recovered	\$48,500
Stolen	\$361,226
Total	\$1,225,183

2021 Washington NIBRS Submission Agencies

SNOHOMISH SO

Snohomish County

Population: 374,925
Months Reported: 12

Offense Overview

Offense Total 9,857
of Cleared Offense 2,917
Percent Cleared 29.6%

Group A Arrest Overview

Arrest Total 2,546
Adult Arrest Total 2,454
Juvenile Arrest Total 92

Group A Offenses	Reported 2020	Reported 2021	% of Change	Crime Rate per 1,000	Total Arrests	DV Offense Totals
Murder	1	2	100.0%	0.0	1	1
Manslaughter	1	0	-100.0%	0.0	0	0
Rape	61	48	-21.3%	0.1	14	17
Sodomy	7	4	-42.9%	0.0	1	2
Sexual Assault w/Object	0	0		0.0	0	0
Fondling	33	33	0.0%	0.1	15	20
Aggravated Assault	369	380	3.0%	1.0	223	136
Simple Assault	1,198	994	-17.0%	2.7	824	785
Intimidation	201	149	-25.9%	0.4	97	60
Kidnapping	34	17	-50.0%	0.0	10	11
Incest	1	0	-100.0%	0.0	0	0
Statutory Rape	10	8	-20.0%	0.0	3	4
Human Trafficking Offenses	0	0		0.0	0	0
Violation of No Contact/Protect.	447	484	8.3%	1.3	420	410
Robbery	84	65	-22.6%	0.2	21	2
Burglary	822	868	5.6%	2.3	161	33
Larceny-Theft Offenses	3,072	3,022	-1.6%	8.1	184	30
Motor Vehicle Theft	866	734	-15.2%	2.0	47	16
Arson	27	20	-25.9%	0.1	1	1
Destruction of Property	1,525	1,886	23.7%	5.0	127	111
Counterfeiting/Forgery	81	61	-24.7%	0.2	1	3
Fraud Offenses	1,567	467	-70.2%	1.2	30	15
Embezzlement	6	0	-100.0%	0.0	0	0
Extortion/Blackmail	16	6	-62.5%	0.0	2	2
Bribery	0	1		0.0	1	0
Stolen Property Offenses	272	175	-35.7%	0.5	116	2
Animal Cruelty	4	5	25.0%	0.0	2	0
Drug/Narcotic Violations	447	130	-70.9%	0.3	108	0
Drug Equipment Violations	273	202	-26.0%	0.5	104	0
Gambling Offenses	0	0		0.0	0	0
Pornography	20	11	-45.0%	0.0	0	0
Prostitution Offenses	2	0	-100.0%	0.0	0	0
Weapon Law Violations	102	85	-16.7%	0.2	33	0
Grand Total	11,549	9,857	-14.7%	26.3	2,546	1,661

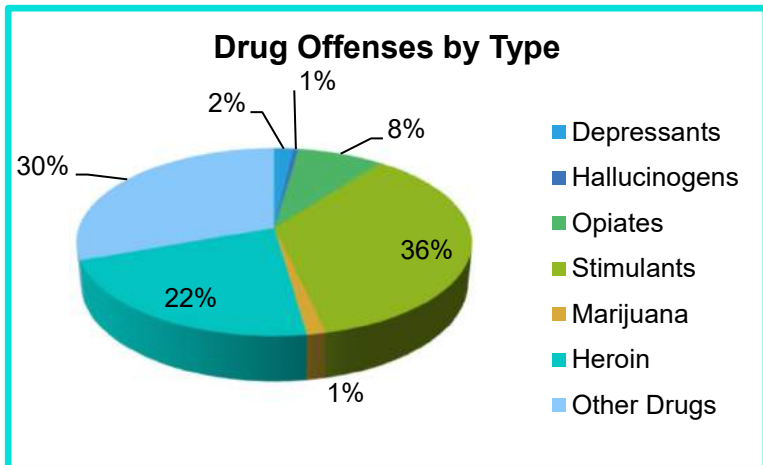
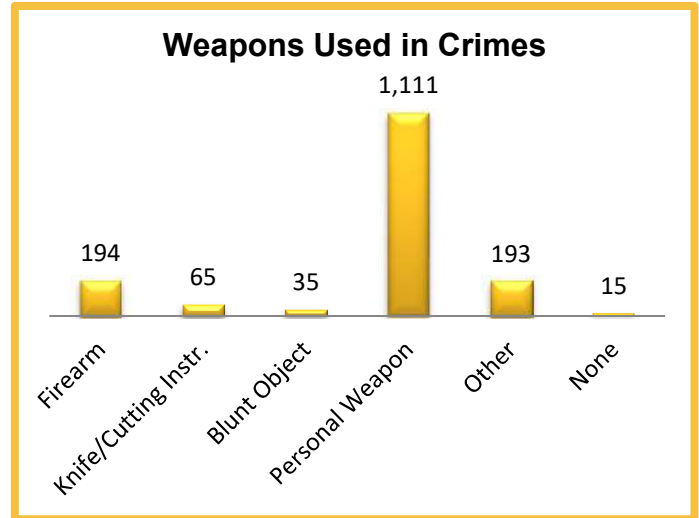
2021 Washington NIBRS Submission Agencies

SNOHOMISH SO

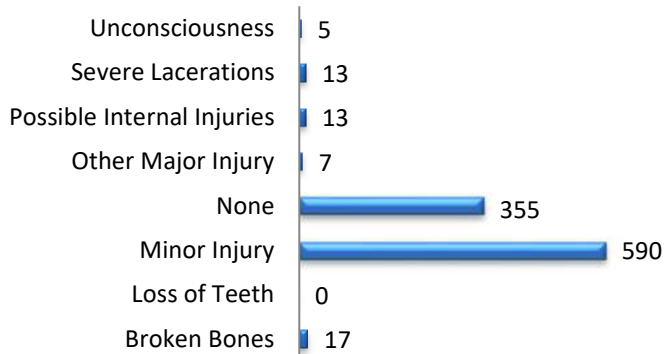
Continued

2021 Group B Arrests

Offense	Adult	Juvenile
Bad Checks	1	0
Curfew/Vagrancy	0	0
Disorderly Conduct	36	3
Drunkenness	0	0
DUI	311	2
Family Offenses	2	0
Liquor Law Violations	4	2
Peeping Tom	0	0
Trespass	256	2
All Other Offenses	559	8
Total	1,169	17



Domestic Violence Injuries



2021 Property Values by Type

Type	Value
Seized	\$20,889
Burned	\$675,705
Counterfeited/Forged	\$530,440
Destroyed/Damaged	\$3,611,439
Recovered	\$6,709,360
Stolen	\$22,393,178
Total	\$33,941,011

2021 Washington NIBRS Submission Agencies

ARLINGTON PD

Snohomish County

Population: 21,710
Months Reported: 12

Offense Overview

Offense Total 1,591
of Cleared Offense 555
Percent Cleared 34.9%

Group A Arrest Overview

Arrest Total 480
Adult Arrest Total 452
Juvenile Arrest Total 28

Group A Offenses	Reported 2020	Reported 2021	% of Change	Crime Rate per 1,000	Total Arrests	DV Offense Totals
Murder	4	3	-25.0%	0.1	1	0
Manslaughter	0	0		0.0	0	0
Rape	9	7	-22.2%	0.3	9	4
Sodomy	1	3	200.0%	0.1	2	2
Sexual Assault w/Object	0	0		0.0	0	0
Fondling	1	3	200.0%	0.1	2	3
Aggravated Assault	43	33	-23.3%	1.5	25	15
Simple Assault	168	164	-2.4%	7.6	118	115
Intimidation	33	28	-15.2%	1.3	18	9
Kidnapping	4	5	25.0%	0.2	2	4
Incest	0	0		0.0	0	0
Statutory Rape	2	0	-100.0%	0.0	0	0
Human Trafficking Offenses	0	0		0.0	0	0
Violation of No Contact/Protect.	62	100	61.3%	4.6	62	76
Robbery	10	7	-30.0%	0.3	4	1
Burglary	95	134	41.1%	6.2	22	1
Larceny-Theft Offenses	589	590	0.2%	27.2	126	5
Motor Vehicle Theft	67	83	23.9%	3.8	6	2
Arson	4	3	-25.0%	0.1	1	0
Destruction of Property	151	241	59.6%	11.1	18	22
Counterfeiting/Forgery	31	25	-19.4%	1.2	3	0
Fraud Offenses	79	60	-24.1%	2.8	8	2
Embezzlement	3	0	-100.0%	0.0	0	0
Extortion/Blackmail	2	0	-100.0%	0.0	0	0
Bribery	0	0		0.0	0	0
Stolen Property Offenses	25	32	28.0%	1.5	24	1
Animal Cruelty	2	1	-50.0%	0.0	0	0
Drug/Narcotic Violations	118	21	-82.2%	1.0	8	0
Drug Equipment Violations	213	30	-85.9%	1.4	14	0
Gambling Offenses	0	0		0.0	0	0
Pornography	7	1	-85.7%	0.0	0	0
Prostitution Offenses	0	0		0.0	0	0
Weapon Law Violations	32	17	-46.9%	0.8	7	0
Grand Total	1,755	1,591	-9.3%	73.3	480	262

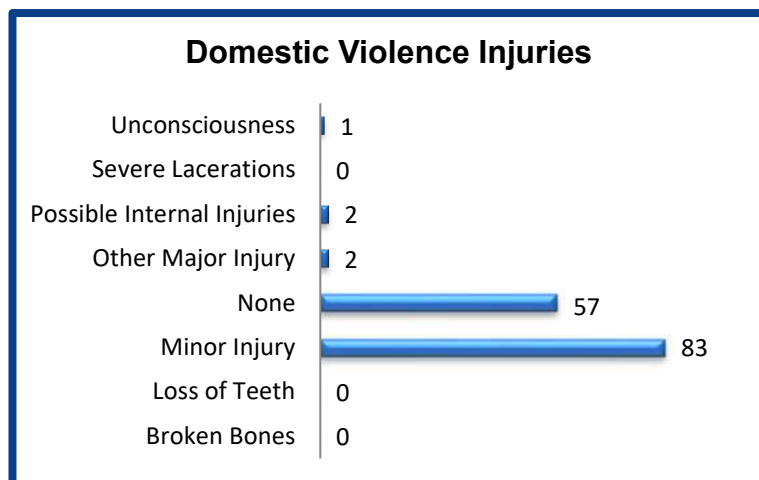
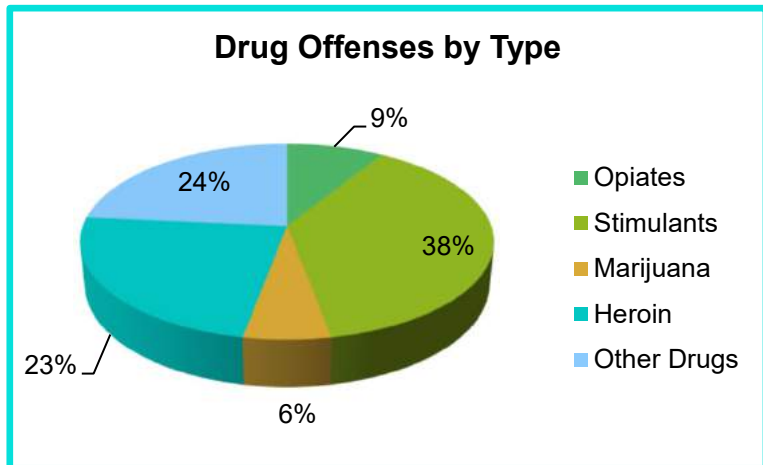
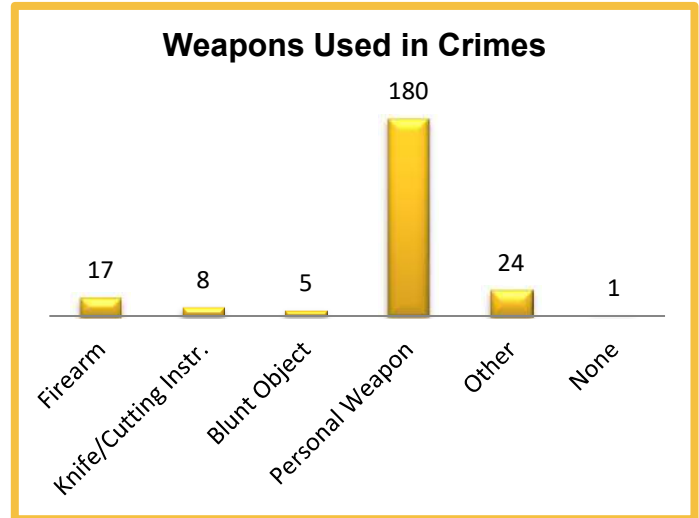
2021 Washington NIBRS Submission Agencies

ARLINGTON PD

Continued

2021 Group B Arrests

Offense	Adult	Juvenile
Bad Checks	0	0
Curfew/Vagrancy	0	0
Disorderly Conduct	3	0
Drunkenness	0	0
DUI	35	0
Family Offenses	0	0
Liquor Law Violations	1	0
Peeping Tom	0	0
Trespass	18	1
All Other Offenses	80	1
Total	137	2



2021 Property Values by Type

Type	Value
Seized	\$284
Burned	\$20,601
Counterfeited/Forged	\$88,079
Destroyed/Damaged	\$514,396
Recovered	\$802,951
Stolen	\$3,624,904
Total	\$5,051,215

2021 Washington NIBRS Submission Agencies

BRIER PD

Snohomish County

Population: 6,815
Months Reported: 12

Offense Overview

Offense Total 119
of Cleared Offense 24
Percent Cleared 20.2%

Group A Arrest Overview

Arrest Total 17
Adult Arrest Total 14
Juvenile Arrest Total 3

Group A Offenses	Reported 2020	Reported 2021	% of Change	Crime Rate per 1,000	Total Arrests	DV Offense Totals
Murder	0	0		0.0	0	0
Manslaughter	0	0		0.0	0	0
Rape	0	1		0.1	2	1
Sodomy	0	2		0.3	0	0
Sexual Assault w/Object	0	0		0.0	0	0
Fondling	0	0		0.0	0	0
Aggravated Assault	2	1	-50.0%	0.1	1	1
Simple Assault	15	10	-33.3%	1.5	3	3
Intimidation	2	7	250.0%	1.0	3	2
Kidnapping	0	0		0.0	0	0
Incest	0	0		0.0	0	0
Statutory Rape	0	0		0.0	0	0
Human Trafficking Offenses	0	0		0.0	0	0
Violation of No Contact/Protect.	3	4	33.3%	0.6	2	4
Robbery	1	1	0.0%	0.1	0	0
Burglary	15	3	-80.0%	0.4	0	0
Larceny-Theft Offenses	74	39	-47.3%	5.7	0	0
Motor Vehicle Theft	1	5	400.0%	0.7	0	0
Arson	0	1		0.1	0	0
Destruction of Property	23	27	17.4%	4.0	2	5
Counterfeiting/Forgery	2	3	50.0%	0.4	0	0
Fraud Offenses	72	7	-90.3%	1.0	1	0
Embezzlement	0	0		0.0	0	0
Extortion/Blackmail	2	0	-100.0%	0.0	0	0
Bribery	0	0		0.0	0	0
Stolen Property Offenses	4	3	-25.0%	0.4	3	1
Animal Cruelty	0	0		0.0	0	0
Drug/Narcotic Violations	4	3	-25.0%	0.4	0	0
Drug Equipment Violations	0	2		0.3	0	0
Gambling Offenses	0	0		0.0	0	0
Pornography	1	0	-100.0%	0.0	0	0
Prostitution Offenses	0	0		0.0	0	0
Weapon Law Violations	3	0	-100.0%	0.0	0	0
Grand Total	224	119	-46.9%	17.5	17	17

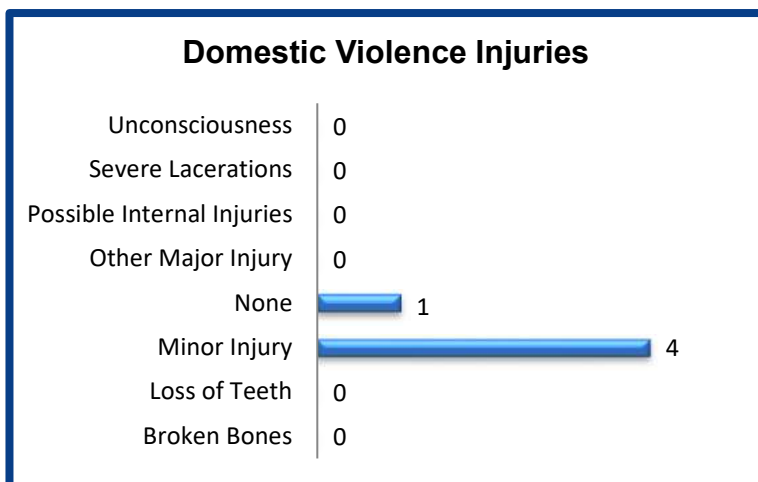
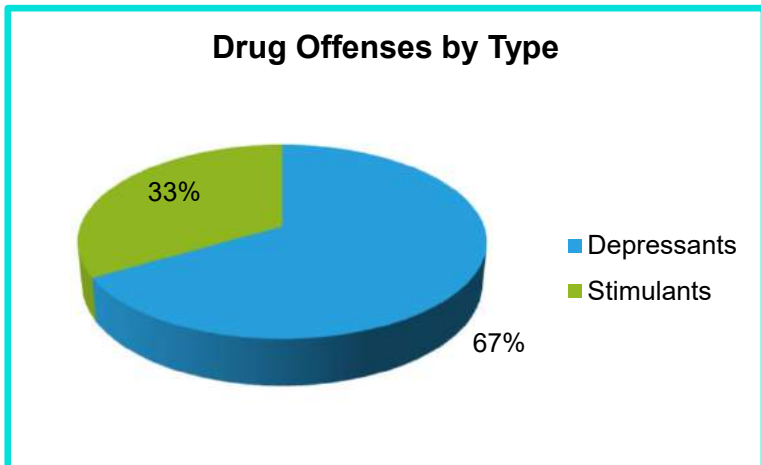
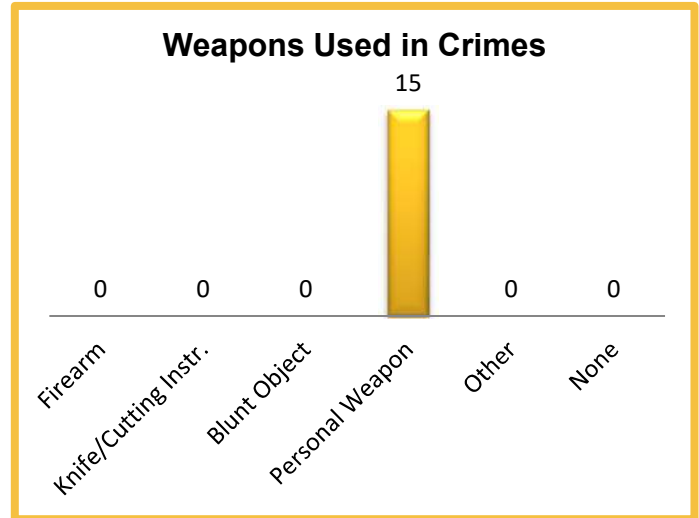
2021 Washington NIBRS Submission Agencies

BRIER PD

Continued

2021 Group B Arrests

Offense	Adult	Juvenile
Bad Checks	0	0
Curfew/Vagrancy	0	0
Disorderly Conduct	0	0
Drunkenness	0	0
DUI	0	0
Family Offenses	0	0
Liquor Law Violations	0	0
Peeping Tom	0	0
Trespass	0	0
All Other Offenses	6	0
Total	6	0



2021 Property Values by Type

Type	Value
Seized	\$3
Burned	\$50
Counterfeited/Forged	\$14,904
Destroyed/Damaged	\$29,769
Recovered	\$78,500
Stolen	\$177,036
Total	\$300,262

2021 Washington NIBRS Submission Agencies

DARRINGTON PD

Snohomish County

Population: 1,435
Months Reported: 12

Offense Overview

Offense Total 69
of Cleared Offense 41
Percent Cleared 59.4%

Group A Arrest Overview

Arrest Total 35
Adult Arrest Total 35
Juvenile Arrest Total 0

Group A Offenses	Reported 2020	Reported 2021	% of Change	Crime Rate per 1,000	Total Arrests	DV Offense Totals
Murder	0	0		0.0	0	0
Manslaughter	0	0		0.0	0	0
Rape	0	0		0.0	0	0
Sodomy	0	0		0.0	0	0
Sexual Assault w/Object	0	0		0.0	0	0
Fondling	0	0		0.0	0	0
Aggravated Assault	7	9	28.6%	6.3	8	8
Simple Assault	25	13	-48.0%	9.1	11	8
Intimidation	4	2	-50.0%	1.4	1	0
Kidnapping	1	1	0.0%	0.7	1	0
Incest	0	0		0.0	0	0
Statutory Rape	0	0		0.0	0	0
Human Trafficking Offenses	0	0		0.0	0	0
Violation of No Contact/Protect.	6	5	-16.7%	3.5	5	3
Robbery	0	0		0.0	0	0
Burglary	14	6	-57.1%	4.2	2	0
Larceny-Theft Offenses	17	12	-29.4%	8.4	1	0
Motor Vehicle Theft	2	1	-50.0%	0.7	0	0
Arson	1	0	-100.0%	0.0	0	0
Destruction of Property	9	14	55.6%	9.8	2	5
Counterfeiting/Forgery	1	0	-100.0%	0.0	0	0
Fraud Offenses	2	0	-100.0%	0.0	0	0
Embezzlement	0	0		0.0	0	0
Extortion/Blackmail	0	0		0.0	0	0
Bribery	0	0		0.0	0	0
Stolen Property Offenses	2	1	-50.0%	0.7	1	0
Animal Cruelty	1	0	-100.0%	0.0	0	0
Drug/Narcotic Violations	5	2	-60.0%	1.4	2	0
Drug Equipment Violations	6	2	-66.7%	1.4	1	0
Gambling Offenses	0	0		0.0	0	0
Pornography	0	0		0.0	0	0
Prostitution Offenses	0	0		0.0	0	0
Weapon Law Violations	2	1	-50.0%	0.7	0	0
Grand Total	105	69	-34.3%	48.1	35	24

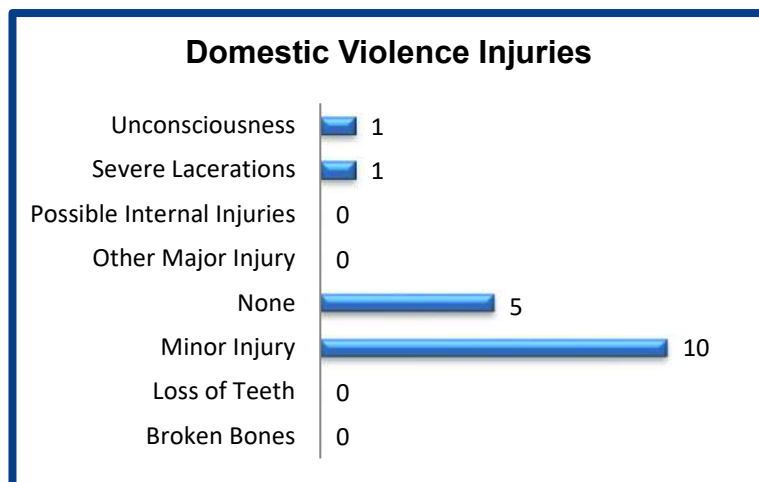
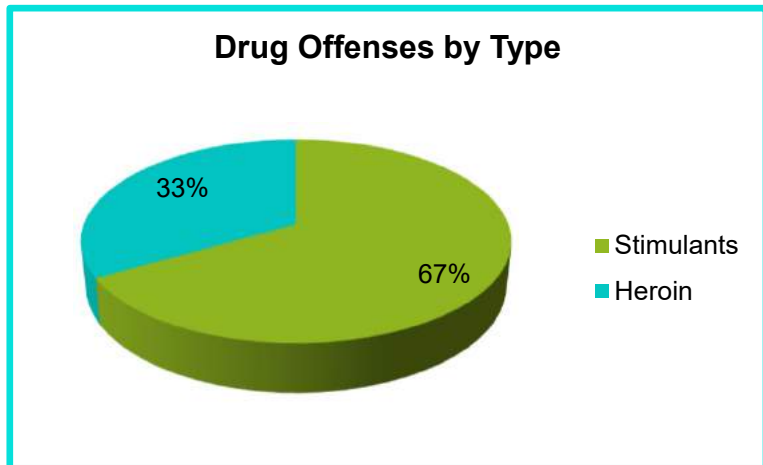
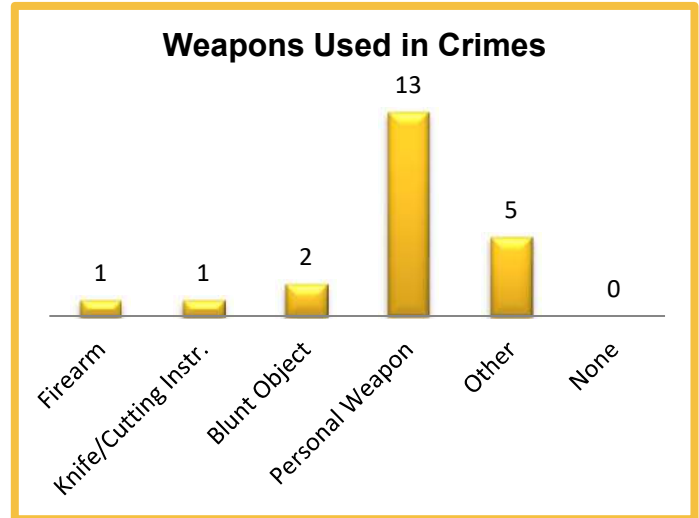
2021 Washington NIBRS Submission Agencies

DARRINGTON PD

Continued

2021 Group B Arrests

Offense	Adult	Juvenile
Bad Checks	0	0
Curfew/Vagrancy	0	0
Disorderly Conduct	0	0
Drunkenness	0	0
DUI	2	0
Family Offenses	0	0
Liquor Law Violations	0	0
Peeping Tom	0	0
Trespass	0	0
All Other Offenses	8	1
Total	10	1



2021 Property Values by Type

Type	Value
Seized	\$10
Burned	\$0
Counterfeited/Forged	\$0
Destroyed/Damaged	\$47,341
Recovered	\$13,000
Stolen	\$27,636
Total	\$87,987

2021 Washington NIBRS Submission Agencies

EDMONDS PD

Snohomish County

Population: 42,780
Months Reported: 12

Offense Overview

Offense Total 2,603
of Cleared Offense 727
Percent Cleared 27.9%

Group A Arrest Overview

Arrest Total 508
Adult Arrest Total 485
Juvenile Arrest Total 23

Group A Offenses	Reported 2020	Reported 2021	% of Change	Crime Rate per 1,000	Total Arrests	DV Offense Totals
Murder	2	0	-100.0%	0.0	0	0
Manslaughter	0	0		0.0	0	0
Rape	16	8	-50.0%	0.2	6	2
Sodomy	0	2		0.0	0	1
Sexual Assault w/Object	0	0		0.0	0	0
Fondling	3	9	200.0%	0.2	2	5
Aggravated Assault	44	62	40.9%	1.4	27	17
Simple Assault	162	130	-19.8%	3.0	92	80
Intimidation	56	80	42.9%	1.9	21	29
Kidnapping	2	6	200.0%	0.1	2	3
Incest	1	0	-100.0%	0.0	0	0
Statutory Rape	0	1		0.0	0	0
Human Trafficking Offenses	0	0		0.0	0	0
Violation of No Contact/Protect.	57	50	-12.3%	1.2	39	47
Robbery	33	43	30.3%	1.0	18	1
Burglary	218	176	-19.3%	4.1	40	3
Larceny-Theft Offenses	977	878	-10.1%	20.5	138	5
Motor Vehicle Theft	96	101	5.2%	2.4	7	0
Arson	4	6	50.0%	0.1	2	0
Destruction of Property	401	430	7.2%	10.1	21	22
Counterfeiting/Forgery	52	31	-40.4%	0.7	1	0
Fraud Offenses	742	289	-61.1%	6.8	15	1
Embezzlement	3	1	-66.7%	0.0	0	0
Extortion/Blackmail	5	5	0.0%	0.1	0	0
Bribery	0	0		0.0	0	0
Stolen Property Offenses	61	58	-4.9%	1.4	44	1
Animal Cruelty	1	2	100.0%	0.0	0	0
Drug/Narcotic Violations	165	111	-32.7%	2.6	13	0
Drug Equipment Violations	239	103	-56.9%	2.4	7	0
Gambling Offenses	0	0		0.0	0	0
Pornography	0	3		0.1	0	0
Prostitution Offenses	0	0		0.0	0	0
Weapon Law Violations	13	18	38.5%	0.4	13	0
Grand Total	3,353	2,603	-22.4%	60.8	508	217

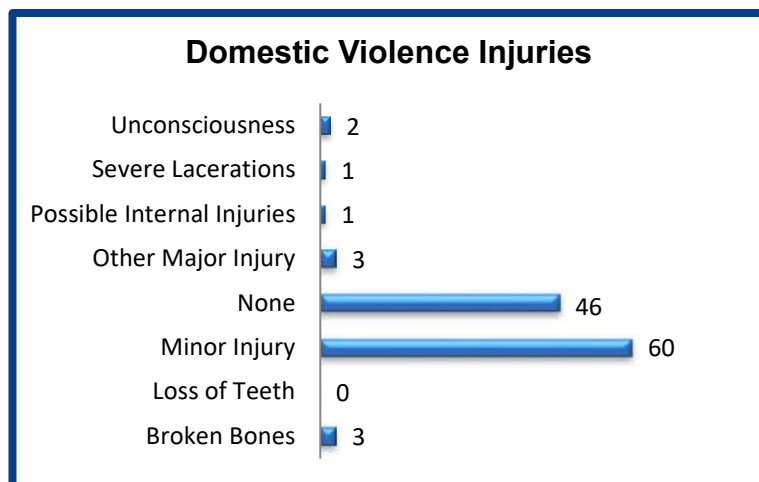
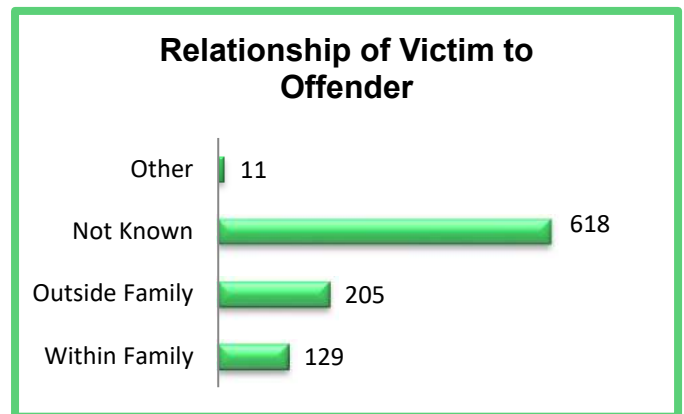
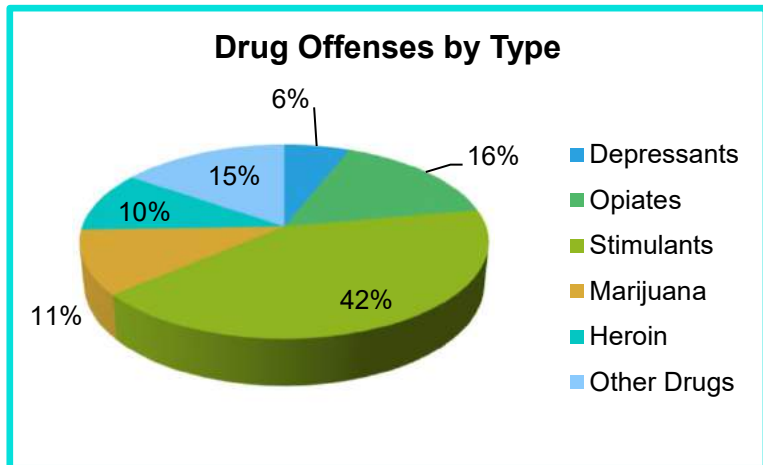
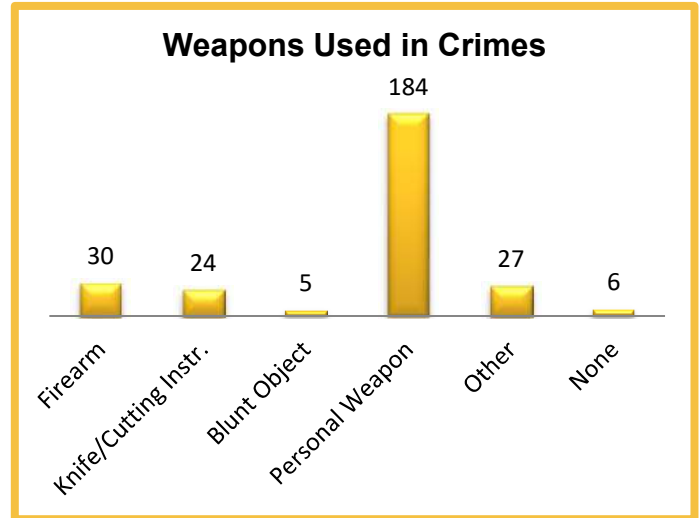
2021 Washington NIBRS Submission Agencies

EDMONDS PD

Continued

2021 Group B Arrests

Offense	Adult	Juvenile
Bad Checks	0	0
Curfew/Vagrancy	0	0
Disorderly Conduct	11	0
Drunkenness	0	0
DUI	63	0
Family Offenses	1	0
Liquor Law Violations	2	3
Peeping Tom	0	0
Trespass	47	1
All Other Offenses	61	1
Total	185	5



2021 Property Values by Type

Type	Value
Seized	\$5,772
Burned	\$257,715
Counterfeited/Forged	\$54,582
Destroyed/Damaged	\$787,042
Recovered	\$1,057,129
Stolen	\$4,050,820
Total	\$6,213,060

2021 Washington NIBRS Submission Agencies

EVERETT PD

Snohomish County

Population: 114,700
Months Reported: 12

Offense Overview

Offense Total 10,733
of Cleared Offense 3,087
Percent Cleared 28.8%

Group A Arrest Overview

Arrest Total 2,457
Adult Arrest Total 2,392
Juvenile Arrest Total 65

Group A Offenses	Reported 2020	Reported 2021	% of Change	Crime Rate per 1,000	Total Arrests	DV Offense Totals
Murder	4	4	0.0%	0.0	3	1
Manslaughter	2	1	-50.0%	0.0	1	0
Rape	41	33	-19.5%	0.3	25	13
Sodomy	2	5	150.0%	0.0	4	2
Sexual Assault w/Object	0	0		0.0	0	0
Fondling	22	23	4.5%	0.2	9	9
Aggravated Assault	253	236	-6.7%	2.1	126	55
Simple Assault	761	781	2.6%	6.8	580	474
Intimidation	140	157	12.1%	1.4	78	36
Kidnapping	14	15	7.1%	0.1	1	6
Incest	0	1		0.0	0	1
Statutory Rape	2	4	100.0%	0.0	2	0
Human Trafficking Offenses	0	0		0.0	0	0
Violation of No Contact/Protect.	435	485	11.5%	4.2	415	428
Robbery	100	85	-15.0%	0.7	34	4
Burglary	539	749	39.0%	6.5	148	20
Larceny-Theft Offenses	2,875	3,528	22.7%	30.8	413	35
Motor Vehicle Theft	725	697	-3.9%	6.1	38	5
Arson	13	23	76.9%	0.2	16	1
Destruction of Property	1,483	2,381	60.6%	20.8	161	104
Counterfeiting/Forgery	124	99	-20.2%	0.9	16	1
Fraud Offenses	704	545	-22.6%	4.8	40	10
Embezzlement	2	10	400.0%	0.1	3	0
Extortion/Blackmail	3	9	200.0%	0.1	0	0
Bribery	0	0		0.0	0	0
Stolen Property Offenses	225	206	-8.4%	1.8	108	2
Animal Cruelty	3	4	33.3%	0.0	2	0
Drug/Narcotic Violations	477	234	-50.9%	2.0	52	0
Drug Equipment Violations	619	267	-56.9%	2.3	111	0
Gambling Offenses	0	0		0.0	0	0
Pornography	8	8	0.0%	0.1	2	0
Prostitution Offenses	5	13	160.0%	0.1	10	0
Weapon Law Violations	111	130	17.1%	1.1	59	0
Grand Total	9,692	10,733	10.7%	93.6	2,457	1,207

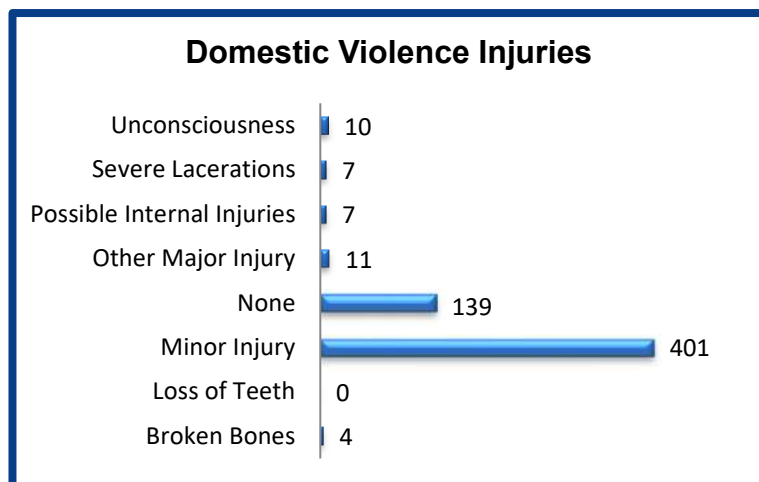
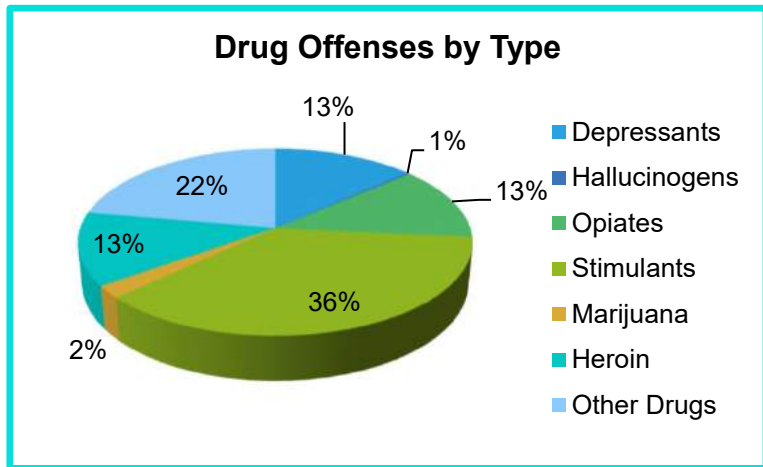
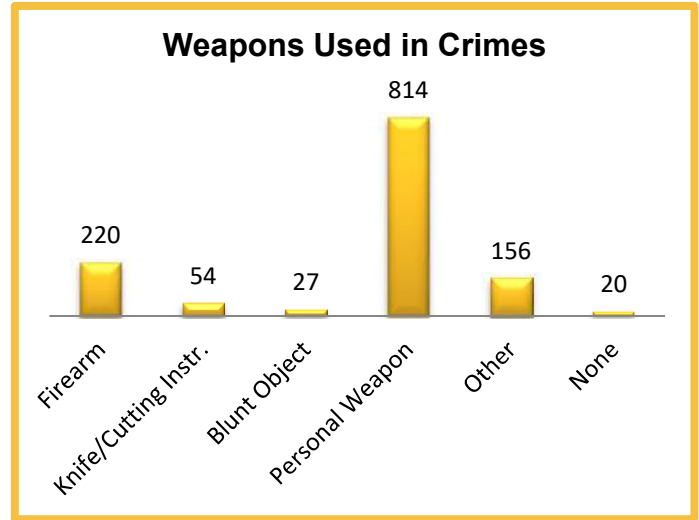
2021 Washington NIBRS Submission Agencies

EVERETT PD

Continued

2021 Group B Arrests

Offense	Adult	Juvenile
Bad Checks	0	0
Curfew/Vagrancy	26	0
Disorderly Conduct	23	0
Drunkenness	0	0
DUI	216	0
Family Offenses	2	0
Liquor Law Violations	0	0
Peeping Tom	0	0
Trespass	420	2
All Other Offenses	274	6
Total	961	8



2021 Property Values by Type

Type	Value
Seized	\$582,067
Burned	\$60,420
Counterfeited/Forged	\$289,178
Destroyed/Damaged	\$4,660,789
Recovered	\$8,704,391
Stolen	\$27,399,525
Total	\$41,696,370

2021 Washington NIBRS Submission Agencies

GOLD BAR PD

Snohomish County

Population: 2,220
Months Reported: 12

Offense Overview

Offense Total 93
of Cleared Offense 36
Percent Cleared 38.7%

Group A Arrest Overview

Arrest Total 32
Adult Arrest Total 31
Juvenile Arrest Total 1

Group A Offenses	Reported 2020	Reported 2021	% of Change	Crime Rate per 1,000	Total Arrests	DV Offense Totals
Murder	0	0		0.0	0	0
Manslaughter	0	0		0.0	0	0
Rape	0	0		0.0	0	0
Sodomy	0	0		0.0	0	0
Sexual Assault w/Object	0	0		0.0	0	0
Fondling	0	0		0.0	0	0
Aggravated Assault	1	2	100.0%	0.9	2	1
Simple Assault	14	22	57.1%	9.9	17	14
Intimidation	3	3	0.0%	1.4	2	1
Kidnapping	2	0	-100.0%	0.0	0	0
Incest	0	0		0.0	0	0
Statutory Rape	0	0		0.0	0	0
Human Trafficking Offenses	0	0		0.0	0	0
Violation of No Contact/Protect.	1	5	400.0%	2.3	4	5
Robbery	0	1		0.5	0	0
Burglary	15	23	53.3%	10.4	2	1
Larceny-Theft Offenses	17	9	-47.1%	4.1	0	0
Motor Vehicle Theft	1	1	0.0%	0.5	0	0
Arson	0	0		0.0	0	0
Destruction of Property	14	22	57.1%	9.9	2	1
Counterfeiting/Forgery	0	0		0.0	0	0
Fraud Offenses	5	2	-60.0%	0.9	0	0
Embezzlement	0	0		0.0	0	0
Extortion/Blackmail	0	0		0.0	0	0
Bribery	0	0		0.0	0	0
Stolen Property Offenses	2	0	-100.0%	0.0	0	0
Animal Cruelty	0	0		0.0	0	0
Drug/Narcotic Violations	2	0	-100.0%	0.0	0	0
Drug Equipment Violations	2	1	-50.0%	0.5	1	0
Gambling Offenses	0	0		0.0	0	0
Pornography	0	0		0.0	0	0
Prostitution Offenses	0	0		0.0	0	0
Weapon Law Violations	2	2	0.0%	0.9	2	0
Grand Total	81	93	14.8%	41.9	32	23

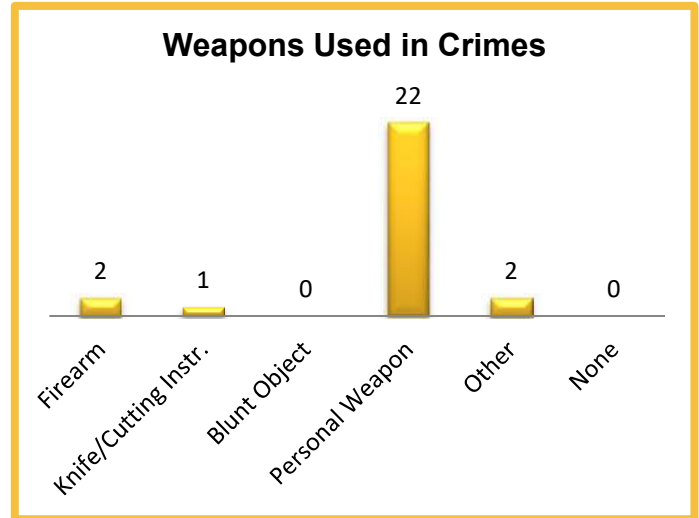
2021 Washington NIBRS Submission Agencies

GOLD BAR PD

Continued

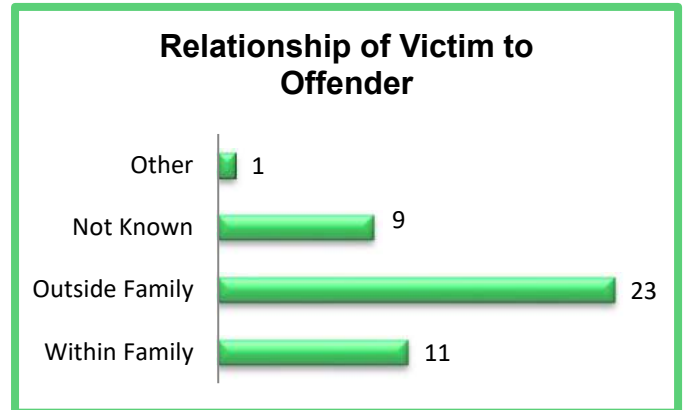
2021 Group B Arrests

Offense	Adult	Juvenile
Bad Checks	0	0
Curfew/Vagrancy	0	0
Disorderly Conduct	0	0
Drunkenness	0	0
DUI	2	0
Family Offenses	0	0
Liquor Law Violations	0	0
Peeping Tom	0	0
Trespass	2	0
All Other Offenses	11	0
Total	15	0



Drug Offenses by Type

**No Drug Offenses by Type
Reported**



Domestic Violence Injuries

Unconsciousness	0
Severe Lacerations	0
Possible Internal Injuries	0
Other Major Injury	0
None	6
Minor Injury	9
Loss of Teeth	0
Broken Bones	0

2021 Property Values by Type

Type	Value
Seized	\$2
Burned	\$0
Counterfeited/Forged	\$0
Destroyed/Damaged	\$34,005
Recovered	\$50
Stolen	\$73,245
Total	\$107,302

2021 Washington NIBRS Submission Agencies

GRANITE FALLS PD

Snohomish County

Population: 4,525
Months Reported: 12

Offense Overview

Offense Total 112
of Cleared Offense 54
Percent Cleared 48.2%

Group A Arrest Overview

Arrest Total 50
Adult Arrest Total 45
Juvenile Arrest Total 5

Group A Offenses	Reported 2020	Reported 2021	% of Change	Crime Rate per 1,000	Total Arrests	DV Offense Totals
Murder	0	0		0.0	0	0
Manslaughter	0	0		0.0	0	0
Rape	1	1	0.0%	0.2	0	1
Sodomy	0	0		0.0	0	0
Sexual Assault w/Object	0	0		0.0	0	0
Fondling	0	1		0.2	0	1
Aggravated Assault	5	1	-80.0%	0.2	1	1
Simple Assault	36	25	-30.6%	5.5	22	19
Intimidation	1	5	400.0%	1.1	5	3
Kidnapping	0	0		0.0	0	0
Incest	0	0		0.0	0	0
Statutory Rape	0	0		0.0	0	0
Human Trafficking Offenses	0	0		0.0	0	0
Violation of No Contact/Protect.	4	13	225.0%	2.9	11	11
Robbery	4	0	-100.0%	0.0	0	0
Burglary	17	10	-41.2%	2.2	1	0
Larceny-Theft Offenses	44	29	-34.1%	6.4	4	3
Motor Vehicle Theft	2	3	50.0%	0.7	0	0
Arson	0	0		0.0	0	0
Destruction of Property	37	13	-64.9%	2.9	3	1
Counterfeiting/Forgery	0	0		0.0	0	0
Fraud Offenses	13	4	-69.2%	0.9	1	0
Embezzlement	0	0		0.0	0	0
Extortion/Blackmail	0	0		0.0	0	0
Bribery	0	0		0.0	0	0
Stolen Property Offenses	1	1	0.0%	0.2	0	0
Animal Cruelty	0	1		0.2	1	0
Drug/Narcotic Violations	5	1	-80.0%	0.2	1	0
Drug Equipment Violations	4	1	-75.0%	0.2	0	0
Gambling Offenses	0	0		0.0	0	0
Pornography	0	1		0.2	0	0
Prostitution Offenses	0	0		0.0	0	0
Weapon Law Violations	3	2	-33.3%	0.4	0	0
Grand Total	177	112	-36.7%	24.8	50	40

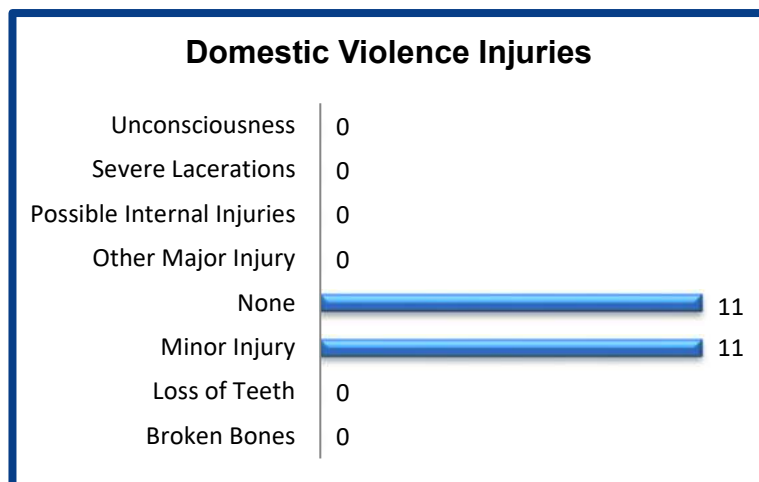
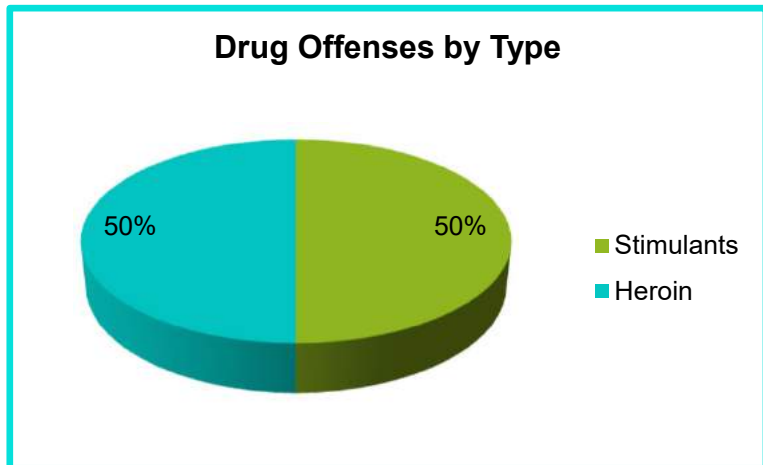
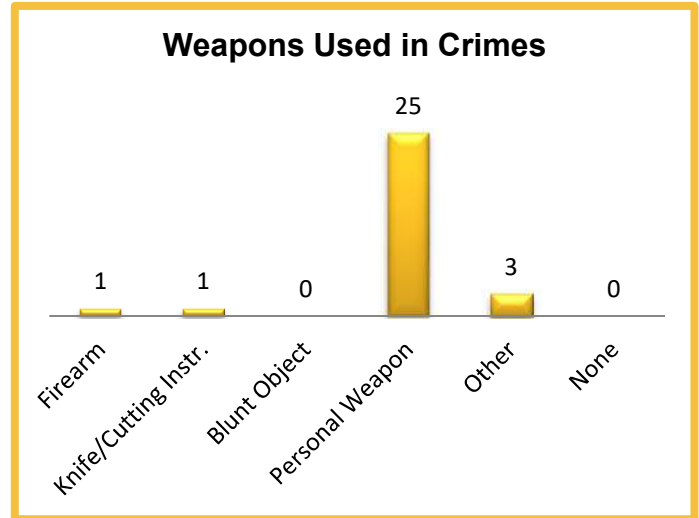
2021 Washington NIBRS Submission Agencies

GRANITE FALLS PD

Continued

2021 Group B Arrests

Offense	Adult	Juvenile
Bad Checks	0	0
Curfew/Vagrancy	0	0
Disorderly Conduct	1	0
Drunkenness	0	0
DUI	12	0
Family Offenses	0	0
Liquor Law Violations	0	0
Peeping Tom	0	0
Trespass	1	0
All Other Offenses	9	1
Total	23	1



2021 Property Values by Type

Type	Value
Seized	\$8
Burned	\$0
Counterfeited/Forged	\$0
Destroyed/Damaged	\$5,992
Recovered	\$17,536
Stolen	\$69,332
Total	\$92,868

2021 Washington NIBRS Submission Agencies

INDEX PD

Snohomish County

Population: 175
Months Reported: 12

Offense Overview

Offense Total 0
of Cleared Offense 0
Percent Cleared

Group A Arrest Overview

Arrest Total 0
Adult Arrest Total 0
Juvenile Arrest Total 0

Group A Offenses	Reported 2020	Reported 2021	% of Change	Crime Rate per 1,000	Total Arrests	DV Offense Totals
Murder	0	0		0.0	0	0
Manslaughter	0	0		0.0	0	0
Rape	0	0		0.0	0	0
Sodomy	0	0		0.0	0	0
Sexual Assault w/Object	0	0		0.0	0	0
Fondling	0	0		0.0	0	0
Aggravated Assault	0	0		0.0	0	0
Simple Assault	3	0	-100.0%	0.0	0	0
Intimidation	0	0		0.0	0	0
Kidnapping	0	0		0.0	0	0
Incest	0	0		0.0	0	0
Statutory Rape	0	0		0.0	0	0
Human Trafficking Offenses	0	0		0.0	0	0
Violation of No Contact/Protect.	0	0		0.0	0	0
Robbery	0	0		0.0	0	0
Burglary	0	0		0.0	0	0
Larceny-Theft Offenses	1	0	-100.0%	0.0	0	0
Motor Vehicle Theft	0	0		0.0	0	0
Arson	0	0		0.0	0	0
Destruction of Property	2	0	-100.0%	0.0	0	0
Counterfeiting/Forgery	0	0		0.0	0	0
Fraud Offenses	1	0	-100.0%	0.0	0	0
Embezzlement	0	0		0.0	0	0
Extortion/Blackmail	0	0		0.0	0	0
Bribery	0	0		0.0	0	0
Stolen Property Offenses	0	0		0.0	0	0
Animal Cruelty	0	0		0.0	0	0
Drug/Narcotic Violations	0	0		0.0	0	0
Drug Equipment Violations	0	0		0.0	0	0
Gambling Offenses	0	0		0.0	0	0
Pornography	0	0		0.0	0	0
Prostitution Offenses	0	0		0.0	0	0
Weapon Law Violations	0	0		0.0	0	0
Grand Total	7	0	-100.0%	0.0	0	0

2021 Washington NIBRS Submission Agencies

INDEX PD

Continued

2021 Group B Arrests

Offense	Adult	Juvenile
Bad Checks	0	0
Curfew/Vagrancy	0	0
Disorderly Conduct	0	0
Drunkenness	0	0
DUI	0	0
Family Offenses	0	0
Liquor Law Violations	0	0
Peeping Tom	0	0
Trespass	0	0
All Other Offenses	0	0
Total	0	0

Weapons Used in Crimes

No Weapons
Reported

Drug Offenses by Type

No Drug Offenses by Type
Reported

Relationship of Victim to Offender

No Relationships
Reported

Domestic Violence Injuries

No Domestic Violence
Injuries Reported

2021 Property Values by Type

Type	Value
Seized	0
Burned	0
Counterfeited/Forged	0
Destroyed/Damaged	0
Recovered	0
Stolen	0
Total	\$0

2021 Washington NIBRS Submission Agencies

LAKE STEVENS PD

Snohomish County

Population: 38,535
Months Reported: 12

Offense Overview

Offense Total 804
of Cleared Offense 365
Percent Cleared 45.4%

Group A Arrest Overview

Arrest Total 325
Adult Arrest Total 302
Juvenile Arrest Total 23

Group A Offenses	Reported 2020	Reported 2021	% of Change	Crime Rate per 1,000	Total Arrests	DV Offense Totals
Murder	1	1	0.0%	0.0	2	0
Manslaughter	0	0		0.0	0	0
Rape	14	9	-35.7%	0.2	10	6
Sodomy	1	0	-100.0%	0.0	0	0
Sexual Assault w/Object	0	0		0.0	0	0
Fondling	14	6	-57.1%	0.2	8	3
Aggravated Assault	34	24	-29.4%	0.6	18	14
Simple Assault	128	111	-13.3%	2.9	94	89
Intimidation	13	25	92.3%	0.6	8	10
Kidnapping	2	3	50.0%	0.1	2	3
Incest	0	0		0.0	0	0
Statutory Rape	0	3		0.1	1	2
Human Trafficking Offenses	0	0		0.0	0	0
Violation of No Contact/Protect.	67	47	-29.9%	1.2	40	41
Robbery	12	3	-75.0%	0.1	2	0
Burglary	61	38	-37.7%	1.0	4	0
Larceny-Theft Offenses	289	194	-32.9%	5.0	26	1
Motor Vehicle Theft	38	37	-2.6%	1.0	4	2
Arson	2	2	0.0%	0.1	2	0
Destruction of Property	107	102	-4.7%	2.6	12	18
Counterfeiting/Forgery	20	8	-60.0%	0.2	1	0
Fraud Offenses	254	58	-77.2%	1.5	11	5
Embezzlement	0	1		0.0	0	0
Extortion/Blackmail	0	3		0.1	0	1
Bribery	0	0		0.0	0	0
Stolen Property Offenses	36	33	-8.3%	0.9	24	0
Animal Cruelty	1	2	100.0%	0.1	1	0
Drug/Narcotic Violations	74	47	-36.5%	1.2	26	0
Drug Equipment Violations	98	33	-66.3%	0.9	21	0
Gambling Offenses	0	0		0.0	0	0
Pornography	3	1	-66.7%	0.0	0	0
Prostitution Offenses	0	0		0.0	0	0
Weapon Law Violations	17	13	-23.5%	0.3	8	0
Grand Total	1,286	804	-37.5%	20.9	325	195

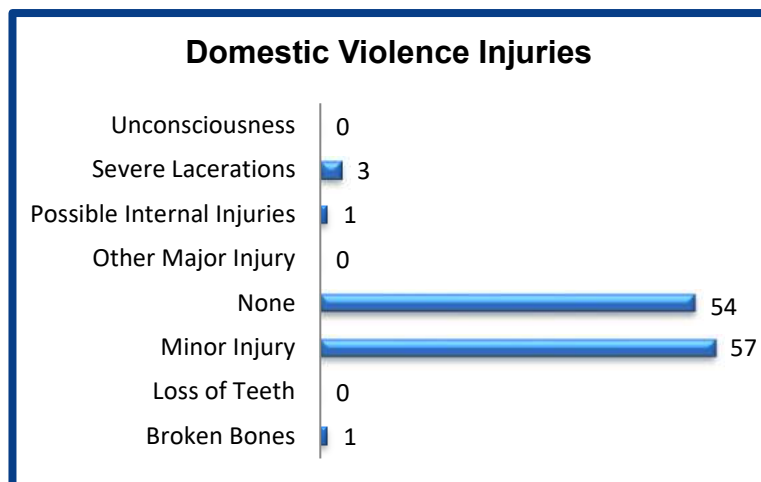
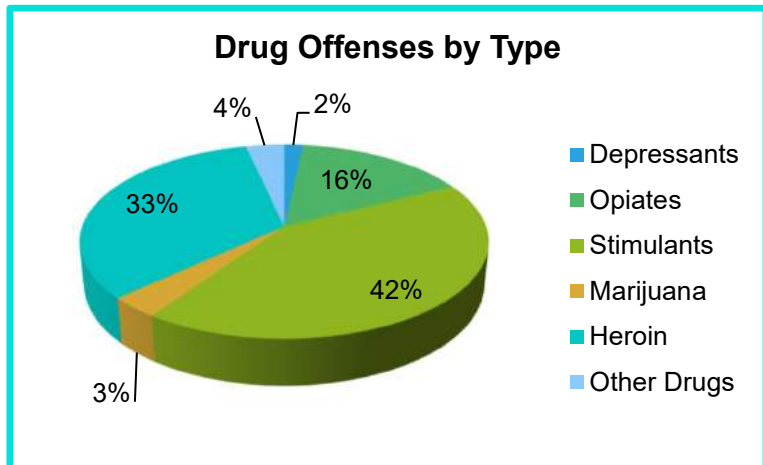
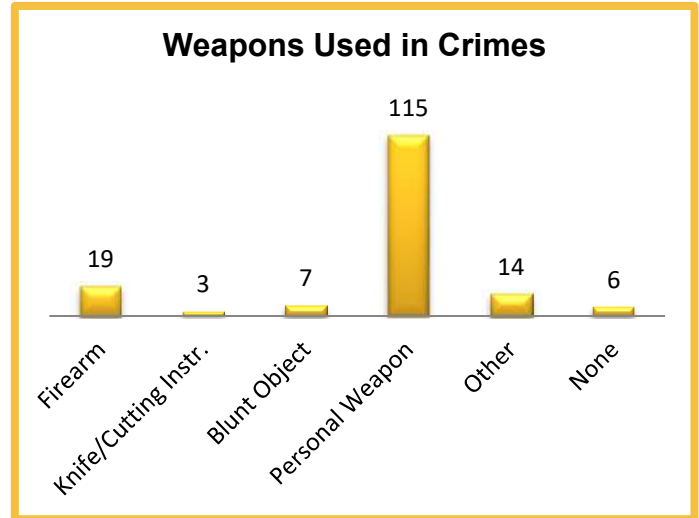
2021 Washington NIBRS Submission Agencies

LAKE STEVENS PD

Continued

2021 Group B Arrests

Offense	Adult	Juvenile
Bad Checks	0	0
Curfew/Vagrancy	0	0
Disorderly Conduct	4	0
Drunkenness	0	0
DUI	49	1
Family Offenses	1	0
Liquor Law Violations	0	0
Peeping Tom	0	0
Trespass	3	2
All Other Offenses	48	3
Total	105	6



2021 Property Values by Type

Type	Value
Seized	\$31,868
Burned	\$1,400
Counterfeited/Forged	\$560
Destroyed/Damaged	\$450,335
Recovered	\$212,723
Stolen	\$1,283,948
Total	\$1,980,834

2021 Washington NIBRS Submission Agencies

LYNNWOOD PD

Snohomish County

Population: 41,020
Months Reported: 12

Offense Overview

Offense Total 3,566
of Cleared Offense 1,349
Percent Cleared 37.8%

Group A Arrest Overview

Arrest Total 1,074
Adult Arrest Total 1,052
Juvenile Arrest Total 22

Group A Offenses	Reported 2020	Reported 2021	% of Change	Crime Rate per 1,000	Total Arrests	DV Offense Totals
Murder	0	1		0.0	0	0
Manslaughter	0	0		0.0	0	0
Rape	15	28	86.7%	0.7	12	5
Sodomy	3	0	-100.0%	0.0	0	0
Sexual Assault w/Object	0	0		0.0	0	0
Fondling	8	8	0.0%	0.2	3	6
Aggravated Assault	39	50	28.2%	1.2	29	15
Simple Assault	311	299	-3.9%	7.3	178	203
Intimidation	64	67	4.7%	1.6	24	23
Kidnapping	3	4	33.3%	0.1	0	2
Incest	0	0		0.0	0	0
Statutory Rape	9	3	-66.7%	0.1	3	0
Human Trafficking Offenses	0	1		0.0	0	1
Violation of No Contact/Protect.	152	141	-7.2%	3.4	83	104
Robbery	40	43	7.5%	1.0	16	1
Burglary	217	192	-11.5%	4.7	41	6
Larceny-Theft Offenses	1,329	1,620	21.9%	39.5	460	15
Motor Vehicle Theft	202	189	-6.4%	4.6	15	5
Arson	5	3	-40.0%	0.1	0	0
Destruction of Property	272	290	6.6%	7.1	41	50
Counterfeiting/Forgery	47	44	-6.4%	1.1	10	0
Fraud Offenses	342	151	-55.8%	3.7	29	5
Embezzlement	2	0	-100.0%	0.0	0	0
Extortion/Blackmail	3	9	200.0%	0.2	0	0
Bribery	1	0	-100.0%	0.0	0	0
Stolen Property Offenses	94	101	7.4%	2.5	60	2
Animal Cruelty	0	0		0.0	0	0
Drug/Narcotic Violations	370	146	-60.5%	3.6	28	0
Drug Equipment Violations	568	109	-80.8%	2.7	19	0
Gambling Offenses	0	0		0.0	0	0
Pornography	2	2	0.0%	0.0	1	0
Prostitution Offenses	46	5	-89.1%	0.1	2	0
Weapon Law Violations	96	60	-37.5%	1.5	20	0
Grand Total	4,240	3,566	-15.9%	86.9	1,074	443

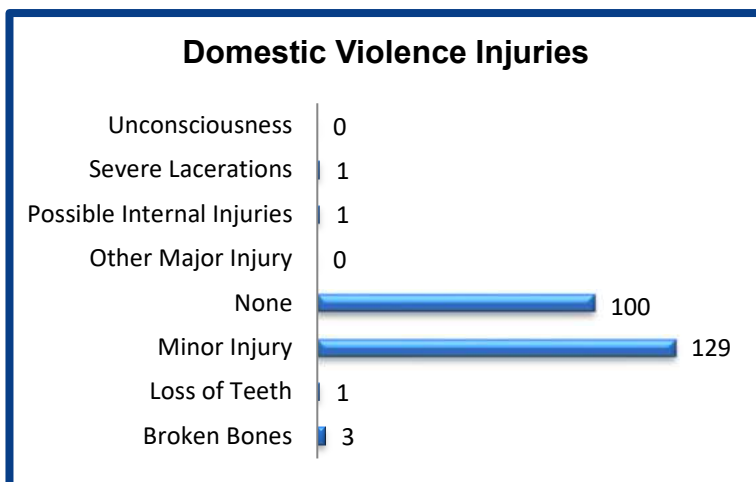
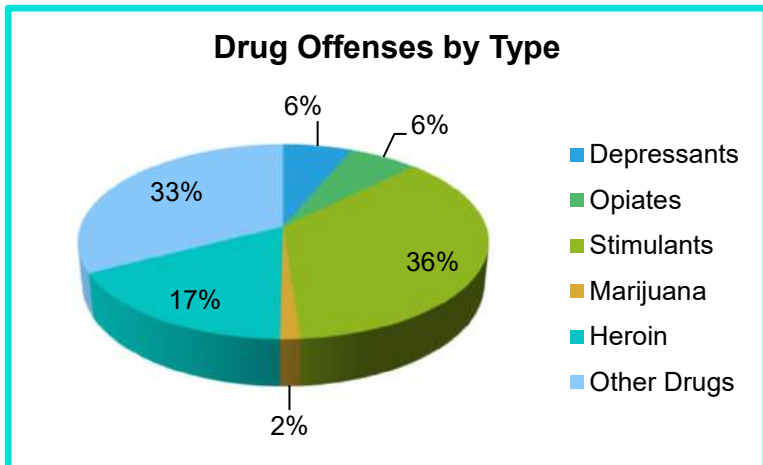
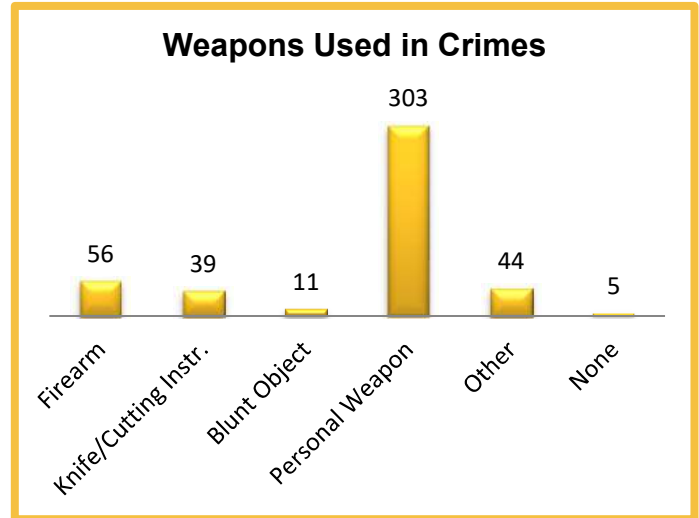
2021 Washington NIBRS Submission Agencies

LYNNWOOD PD

Continued

2021 Group B Arrests

Offense	Adult	Juvenile
Bad Checks	1	0
Curfew/Vagrancy	0	0
Disorderly Conduct	9	0
Drunkenness	0	0
DUI	93	1
Family Offenses	2	0
Liquor Law Violations	4	1
Peeping Tom	1	0
Trespass	48	3
All Other Offenses	126	6
Total	284	11



2021 Property Values by Type

Type	Value
Seized	\$4,728
Burned	\$600
Counterfeited/Forged	\$37,693
Destroyed/Damaged	\$429,042
Recovered	\$2,635,393
Stolen	\$5,855,059
Total	\$8,962,515

2021 Washington NIBRS Submission Agencies

MARYSVILLE PD

Snohomish County

Population: 70,040
Months Reported: 12

Offense Overview

Offense Total 3,346
of Cleared Offense 1,423
Percent Cleared 42.5%

Group A Arrest Overview

Arrest Total 1,153
Adult Arrest Total 1,088
Juvenile Arrest Total 65

Group A Offenses	Reported 2020	Reported 2021	% of Change	Crime Rate per 1,000	Total Arrests	DV Offense Totals
Murder	2	1	-50.0%	0.0	2	0
Manslaughter	2	0	-100.0%	0.0	0	0
Rape	23	28	21.7%	0.4	12	14
Sodomy	3	3	0.0%	0.0	0	1
Sexual Assault w/Object	0	0		0.0	0	0
Fondling	21	26	23.8%	0.4	8	9
Aggravated Assault	49	85	73.5%	1.2	50	33
Simple Assault	416	436	4.8%	6.2	261	294
Intimidation	66	95	43.9%	1.4	34	22
Kidnapping	11	8	-27.3%	0.1	4	7
Incest	0	0		0.0	1	0
Statutory Rape	2	0	-100.0%	0.0	1	0
Human Trafficking Offenses	0	0		0.0	0	0
Violation of No Contact/Protect.	208	222	6.7%	3.2	159	181
Robbery	25	18	-28.0%	0.3	11	0
Burglary	195	218	11.8%	3.1	45	7
Larceny-Theft Offenses	762	741	-2.8%	10.6	142	7
Motor Vehicle Theft	148	191	29.1%	2.7	17	7
Arson	9	12	33.3%	0.2	6	1
Destruction of Property	309	367	18.8%	5.2	41	44
Counterfeiting/Forgery	67	53	-20.9%	0.8	6	1
Fraud Offenses	233	114	-51.1%	1.6	14	7
Embezzlement	3	3	0.0%	0.0	2	0
Extortion/Blackmail	4	1	-75.0%	0.0	0	0
Bribery	0	0		0.0	0	0
Stolen Property Offenses	74	54	-27.0%	0.8	27	0
Animal Cruelty	7	8	14.3%	0.1	7	0
Drug/Narcotic Violations	252	180	-28.6%	2.6	56	0
Drug Equipment Violations	511	424	-17.0%	6.1	222	0
Gambling Offenses	0	0		0.0	0	0
Pornography	1	3	200.0%	0.0	0	0
Prostitution Offenses	1	0	-100.0%	0.0	0	0
Weapon Law Violations	31	55	77.4%	0.8	25	0
Grand Total	3,435	3,346	-2.6%	47.8	1,153	635

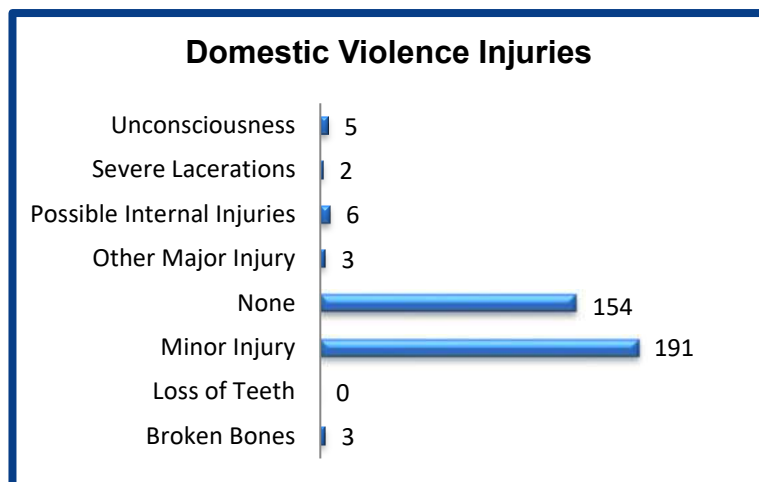
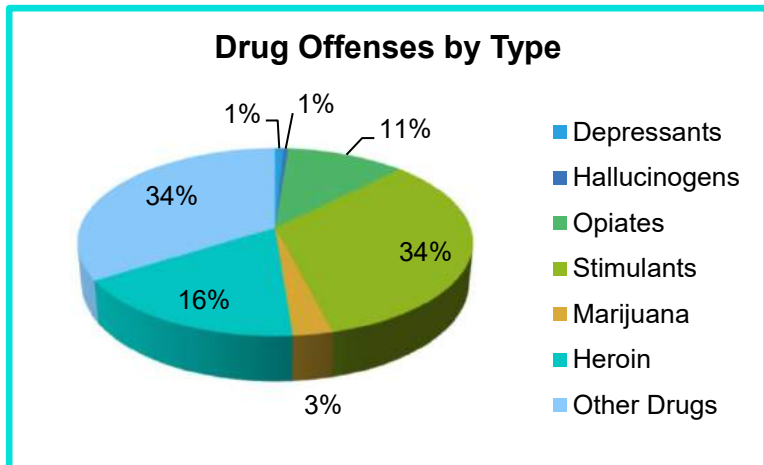
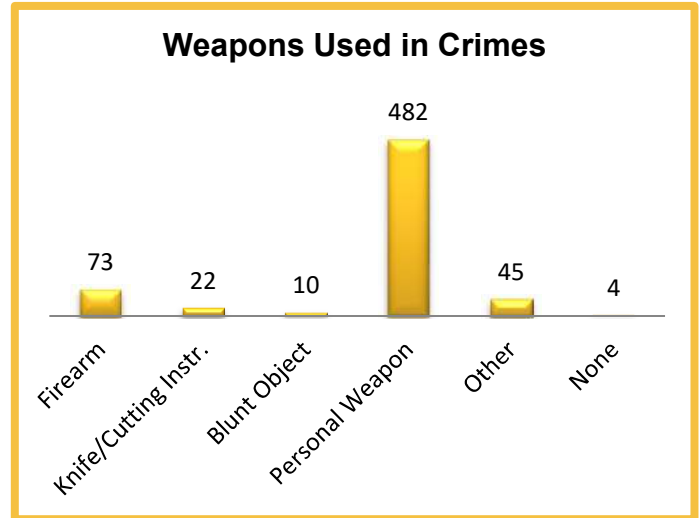
2021 Washington NIBRS Submission Agencies

MARYSVILLE PD

Continued

2021 Group B Arrests

Offense	Adult	Juvenile
Bad Checks	0	0
Curfew/Vagrancy	0	0
Disorderly Conduct	18	1
Drunkenness	0	0
DUI	84	0
Family Offenses	0	0
Liquor Law Violations	2	1
Peeping Tom	0	0
Trespass	115	6
All Other Offenses	466	7
Total	685	15



2021 Property Values by Type

Type	Value
Seized	\$45,138
Burned	\$35,972
Counterfeited/Forged	\$62,006
Destroyed/Damaged	\$574,921
Recovered	\$1,516,561
Stolen	\$4,550,432
Total	\$6,785,030

2021 Washington NIBRS Submission Agencies

MILL CREEK PD

Snohomish County

Population: 20,720
Months Reported: 12

Offense Overview

Offense Total 878
of Cleared Offense 163
Percent Cleared 18.6%

Group A Arrest Overview

Arrest Total 144
Adult Arrest Total 142
Juvenile Arrest Total 2

Group A Offenses	Reported 2020	Reported 2021	% of Change	Crime Rate per 1,000	Total Arrests	DV Offense Totals
Murder	0	0		0.0	0	0
Manslaughter	0	0		0.0	0	0
Rape	5	5	0.0%	0.2	4	2
Sodomy	1	1	0.0%	0.0	0	1
Sexual Assault w/Object	0	0		0.0	0	0
Fondling	3	1	-66.7%	0.0	2	0
Aggravated Assault	23	13	-43.5%	0.6	3	3
Simple Assault	55	52	-5.5%	2.5	38	38
Intimidation	13	26	100.0%	1.3	3	4
Kidnapping	2	0	-100.0%	0.0	0	0
Incest	0	0		0.0	0	0
Statutory Rape	0	0		0.0	0	0
Human Trafficking Offenses	0	0		0.0	0	0
Violation of No Contact/Protect.	17	22	29.4%	1.1	17	18
Robbery	8	6	-25.0%	0.3	2	0
Burglary	40	56	40.0%	2.7	11	3
Larceny-Theft Offenses	302	382	26.5%	18.4	31	3
Motor Vehicle Theft	36	46	27.8%	2.2	5	1
Arson	1	0	-100.0%	0.0	0	0
Destruction of Property	63	153	142.9%	7.4	4	8
Counterfeiting/Forgery	9	9	0.0%	0.4	4	0
Fraud Offenses	180	66	-63.3%	3.2	3	0
Embezzlement	0	0		0.0	0	0
Extortion/Blackmail	0	0		0.0	0	0
Bribery	0	0		0.0	0	0
Stolen Property Offenses	24	11	-54.2%	0.5	3	0
Animal Cruelty	1	1	0.0%	0.0	0	0
Drug/Narcotic Violations	21	12	-42.9%	0.6	4	0
Drug Equipment Violations	28	12	-57.1%	0.6	4	0
Gambling Offenses	0	0		0.0	0	0
Pornography	2	0	-100.0%	0.0	1	0
Prostitution Offenses	0	0		0.0	0	0
Weapon Law Violations	2	4	100.0%	0.2	5	0
Grand Total	836	878	5.0%	42.4	144	81

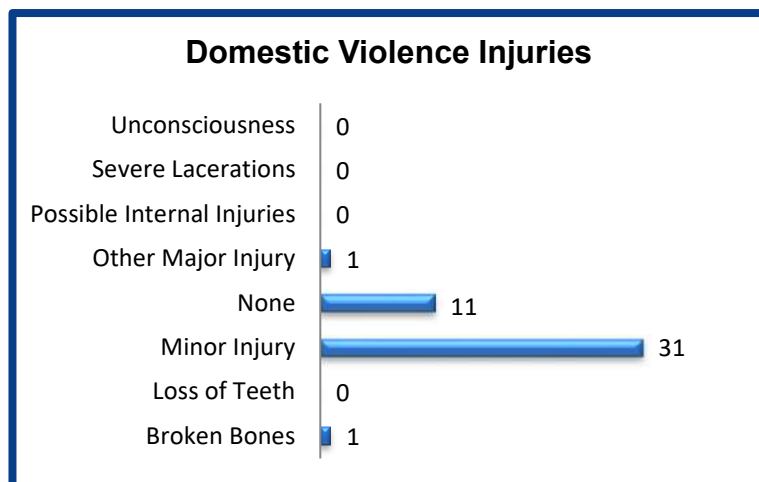
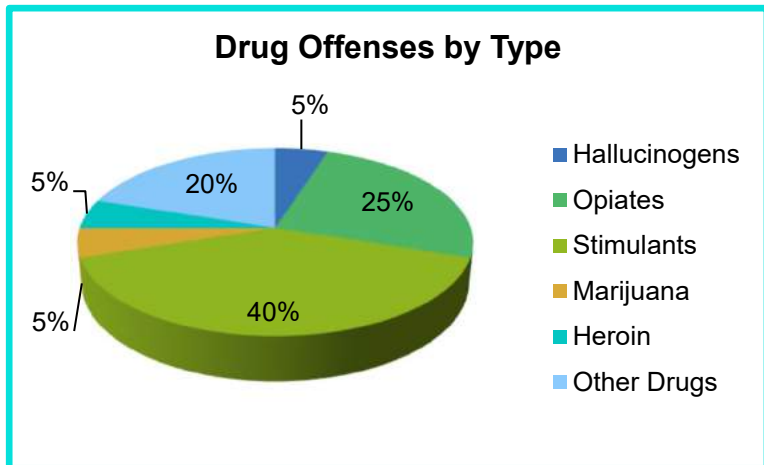
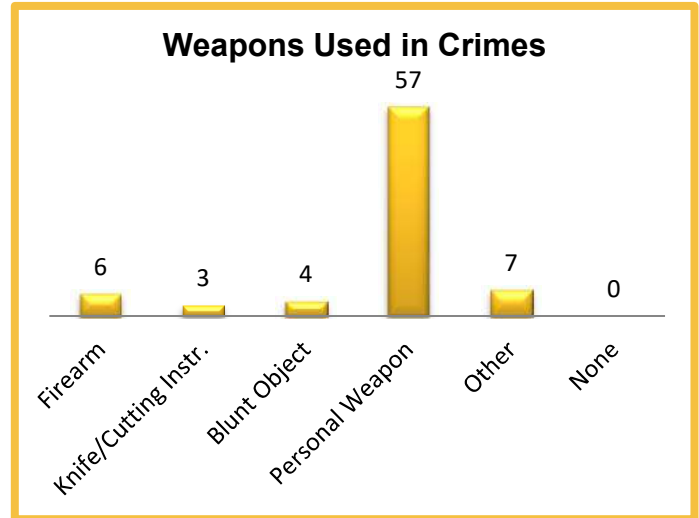
2021 Washington NIBRS Submission Agencies

MILL CREEK PD

Continued

2021 Group B Arrests

Offense	Adult	Juvenile
Bad Checks	0	0
Curfew/Vagrancy	0	0
Disorderly Conduct	3	0
Drunkenness	0	0
DUI	27	0
Family Offenses	0	0
Liquor Law Violations	1	0
Peeping Tom	0	0
Trespass	2	0
All Other Offenses	11	0
Total	44	0



2021 Property Values by Type

Type	Value
Seized	\$913
Burned	\$0
Counterfeited/Forged	\$6,696
Destroyed/Damaged	\$181,869
Recovered	\$99,005
Stolen	\$2,050,905
Total	\$2,339,388

2021 Washington NIBRS Submission Agencies

MONROE PD

Snohomish County

Population: 19,990
Months Reported: 12

Offense Overview

Offense Total 959
of Cleared Offense 406
Percent Cleared 42.3%

Group A Arrest Overview

Arrest Total 336
Adult Arrest Total 320
Juvenile Arrest Total 16

Group A Offenses	Reported 2020	Reported 2021	% of Change	Crime Rate per 1,000	Total Arrests	DV Offense Totals
Murder	0	0		0.0	0	0
Manslaughter	0	0		0.0	0	0
Rape	4	3	-25.0%	0.2	1	0
Sodomy	0	0		0.0	0	0
Sexual Assault w/Object	0	0		0.0	0	0
Fondling	8	9	12.5%	0.5	4	4
Aggravated Assault	23	36	56.5%	1.8	18	3
Simple Assault	89	79	-11.2%	4.0	59	52
Intimidation	15	23	53.3%	1.2	16	5
Kidnapping	1	2	100.0%	0.1	1	2
Incest	0	0		0.0	0	0
Statutory Rape	1	0	-100.0%	0.0	0	0
Human Trafficking Offenses	0	0		0.0	0	0
Violation of No Contact/Protect.	27	25	-7.4%	1.3	18	21
Robbery	6	5	-16.7%	0.3	2	1
Burglary	44	42	-4.5%	2.1	8	2
Larceny-Theft Offenses	386	394	2.1%	19.7	129	1
Motor Vehicle Theft	25	27	8.0%	1.4	4	1
Arson	3	6	100.0%	0.3	1	0
Destruction of Property	168	146	-13.1%	7.3	14	11
Counterfeiting/Forgery	17	7	-58.8%	0.4	2	0
Fraud Offenses	128	42	-67.2%	2.1	8	0
Embezzlement	2	1	-50.0%	0.1	0	0
Extortion/Blackmail	1	1	0.0%	0.1	1	1
Bribery	0	0		0.0	0	0
Stolen Property Offenses	42	17	-59.5%	0.9	11	0
Animal Cruelty	4	2	-50.0%	0.1	1	0
Drug/Narcotic Violations	69	33	-52.2%	1.7	9	0
Drug Equipment Violations	164	45	-72.6%	2.3	22	0
Gambling Offenses	0	0		0.0	0	0
Pornography	3	3	0.0%	0.2	2	0
Prostitution Offenses	0	2		0.1	0	0
Weapon Law Violations	11	9	-18.2%	0.5	5	0
Grand Total	1,241	959	-22.7%	48.0	336	104

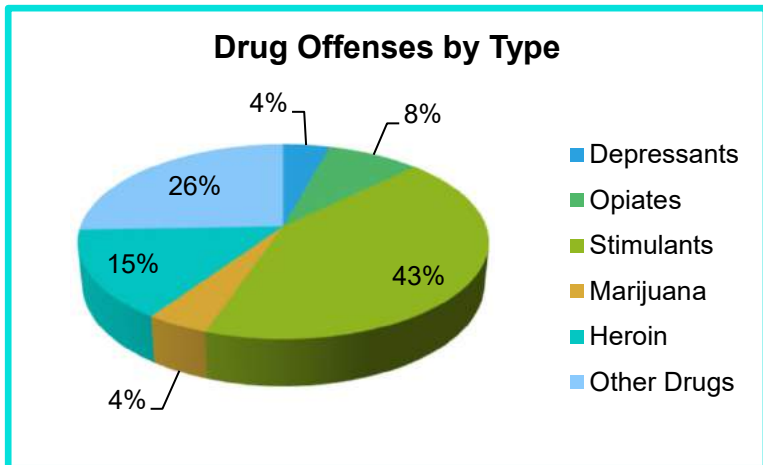
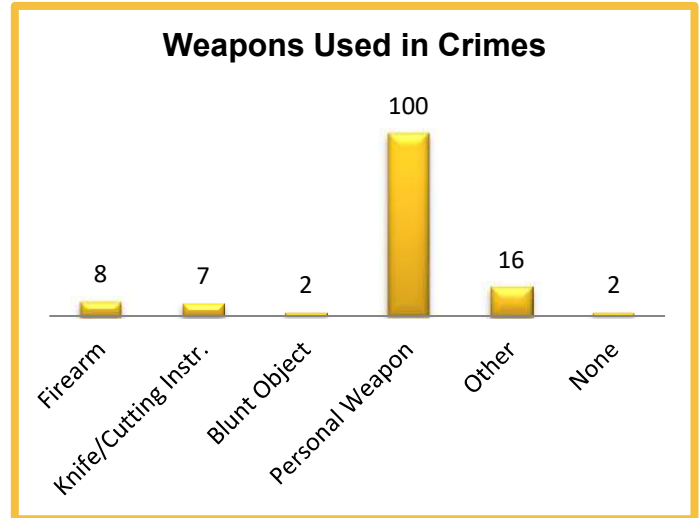
2021 Washington NIBRS Submission Agencies

MONROE PD

Continued

2021 Group B Arrests

Offense	Adult	Juvenile
Bad Checks	0	0
Curfew/Vagrancy	0	0
Disorderly Conduct	5	0
Drunkenness	0	0
DUI	22	0
Family Offenses	0	0
Liquor Law Violations	0	0
Peeping Tom	0	0
Trespass	36	0
All Other Offenses	51	1
Total	114	1



Domestic Violence Injuries

Unconsciousness	0
Severe Lacerations	0
Possible Internal Injuries	1
Other Major Injury	0
None	26
Minor Injury	35
Loss of Teeth	0
Broken Bones	0

2021 Property Values by Type

Type	Value
Seized	\$260
Burned	\$113,349
Counterfeited/Forged	\$11,160
Destroyed/Damaged	\$177,133
Recovered	\$205,325
Stolen	\$1,232,208
Total	\$1,739,435

2021 Washington NIBRS Submission Agencies

MOUNTLAKE TERRACE PD

Snohomish County

Population: 22,640
Months Reported: 12

Offense Overview

Offense Total 1,554
of Cleared Offense 398
Percent Cleared 25.6%

Group A Arrest Overview

Arrest Total 279
Adult Arrest Total 269
Juvenile Arrest Total 10

Group A Offenses	Reported 2020	Reported 2021	% of Change	Crime Rate per 1,000	Total Arrests	DV Offense Totals
Murder	1	0	-100.0%	0.0	0	0
Manslaughter	0	0		0.0	0	0
Rape	5	4	-20.0%	0.2	3	1
Sodomy	0	1		0.0	0	1
Sexual Assault w/Object	0	0		0.0	0	0
Fondling	0	4		0.2	1	1
Aggravated Assault	21	23	9.5%	1.0	12	8
Simple Assault	117	128	9.4%	5.7	86	82
Intimidation	43	52	20.9%	2.3	21	22
Kidnapping	5	4	-20.0%	0.2	2	3
Incest	0	0		0.0	0	0
Statutory Rape	2	0	-100.0%	0.0	0	0
Human Trafficking Offenses	1	0	-100.0%	0.0	0	0
Violation of No Contact/Protect.	25	54	116.0%	2.4	47	50
Robbery	10	6	-40.0%	0.3	2	1
Burglary	92	81	-12.0%	3.6	11	4
Larceny-Theft Offenses	389	514	32.1%	22.7	27	7
Motor Vehicle Theft	66	81	22.7%	3.6	5	2
Arson	4	2	-50.0%	0.1	0	0
Destruction of Property	233	335	43.8%	14.8	20	26
Counterfeiting/Forgery	11	7	-36.4%	0.3	1	0
Fraud Offenses	240	111	-53.8%	4.9	6	2
Embezzlement	0	0		0.0	0	0
Extortion/Blackmail	3	4	33.3%	0.2	0	0
Bribery	0	0		0.0	0	0
Stolen Property Offenses	23	45	95.7%	2.0	19	1
Animal Cruelty	2	2	0.0%	0.1	0	0
Drug/Narcotic Violations	47	49	4.3%	2.2	0	0
Drug Equipment Violations	69	30	-56.5%	1.3	10	0
Gambling Offenses	0	0		0.0	0	0
Pornography	0	2		0.1	0	0
Prostitution Offenses	1	0	-100.0%	0.0	0	0
Weapon Law Violations	13	15	15.4%	0.7	6	0
Grand Total	1,423	1,554	9.2%	68.6	279	211

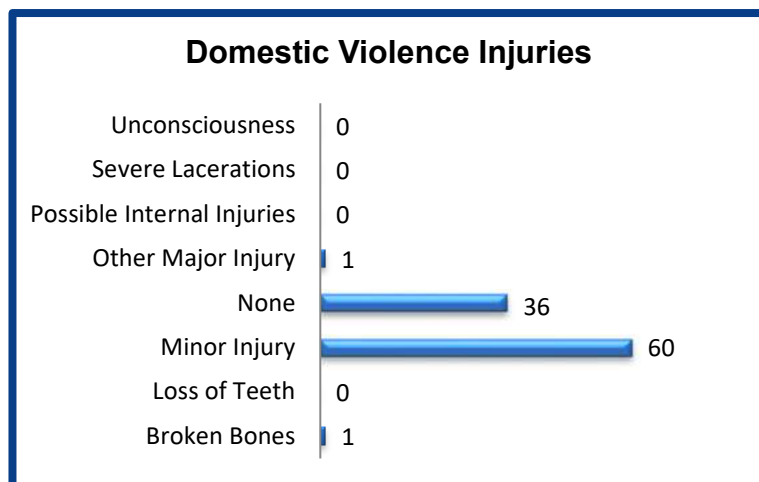
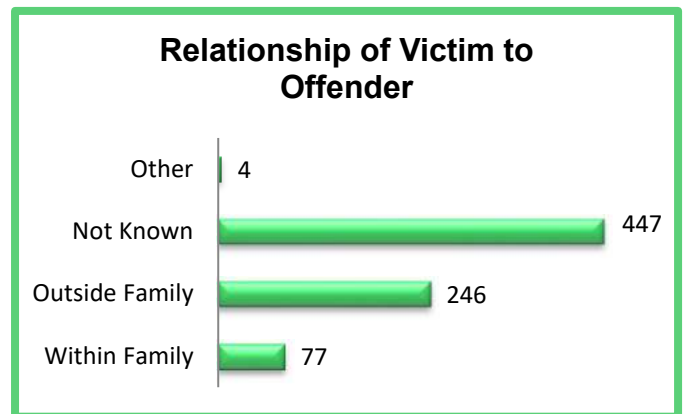
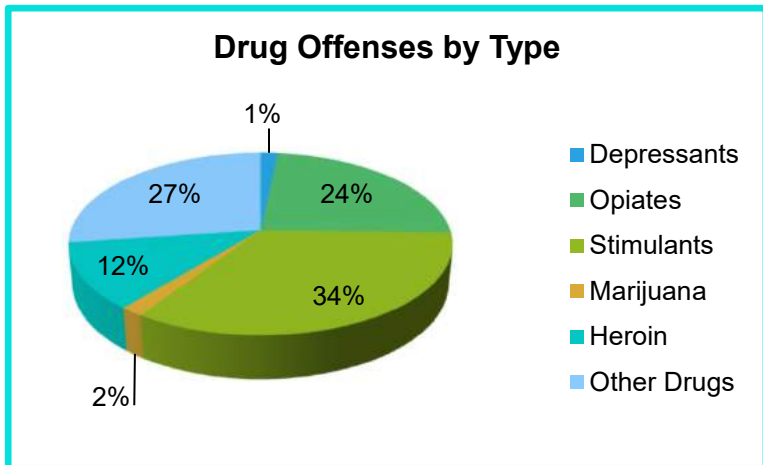
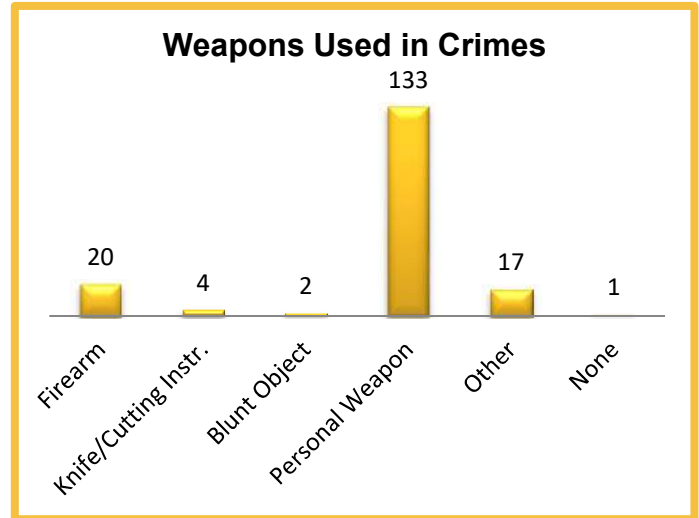
2021 Washington NIBRS Submission Agencies

MOUNTLAKE TERRACE PD

Continued

2021 Group B Arrests

Offense	Adult	Juvenile
Bad Checks	0	0
Curfew/Vagrancy	0	0
Disorderly Conduct	3	0
Drunkenness	0	0
DUI	36	0
Family Offenses	0	0
Liquor Law Violations	0	0
Peeping Tom	1	0
Trespass	22	1
All Other Offenses	119	0
Total	181	1



2021 Property Values by Type

Type	Value
Seized	\$153
Burned	\$3,000
Counterfeited/Forged	\$670
Destroyed/Damaged	\$584,446
Recovered	\$695,907
Stolen	\$1,853,430
Total	\$3,137,606

2021 Washington NIBRS Submission Agencies

MUKILTEO PD

Snohomish County

Population: 21,470
Months Reported: 12

Offense Overview

Offense Total 1,225
of Cleared Offense 250
Percent Cleared 20.4%

Group A Arrest Overview

Arrest Total 209
Adult Arrest Total 177
Juvenile Arrest Total 32

Group A Offenses	Reported 2020	Reported 2021	% of Change	Crime Rate per 1,000	Total Arrests	DV Offense Totals
Murder	0	0		0.0	0	0
Manslaughter	0	0		0.0	0	0
Rape	3	5	66.7%	0.2	0	1
Sodomy	0	0		0.0	0	0
Sexual Assault w/Object	0	0		0.0	0	0
Fondling	2	1	-50.0%	0.0	2	1
Aggravated Assault	19	41	115.8%	1.9	21	12
Simple Assault	92	81	-12.0%	3.8	52	48
Intimidation	16	16	0.0%	0.7	7	5
Kidnapping	0	0		0.0	0	0
Incest	0	0		0.0	0	0
Statutory Rape	1	0	-100.0%	0.0	0	0
Human Trafficking Offenses	0	0		0.0	0	0
Violation of No Contact/Protect.	35	31	-11.4%	1.4	26	28
Robbery	6	3	-50.0%	0.1	0	0
Burglary	57	74	29.8%	3.4	12	1
Larceny-Theft Offenses	370	525	41.9%	24.5	33	3
Motor Vehicle Theft	34	36	5.9%	1.7	2	1
Arson	1	1	0.0%	0.0	1	0
Destruction of Property	206	299	45.1%	13.9	13	8
Counterfeiting/Forgery	9	9	0.0%	0.4	2	0
Fraud Offenses	255	41	-83.9%	1.9	6	2
Embezzlement	1	0	-100.0%	0.0	1	0
Extortion/Blackmail	0	1		0.0	0	0
Bribery	0	0		0.0	0	0
Stolen Property Offenses	6	24	300.0%	1.1	15	0
Animal Cruelty	1	1	0.0%	0.0	1	0
Drug/Narcotic Violations	24	12	-50.0%	0.6	5	0
Drug Equipment Violations	30	11	-63.3%	0.5	2	0
Gambling Offenses	0	0		0.0	0	0
Pornography	1	0	-100.0%	0.0	0	0
Prostitution Offenses	0	0		0.0	0	0
Weapon Law Violations	5	13	160.0%	0.6	8	0
Grand Total	1,174	1,225	4.3%	57.1	209	110

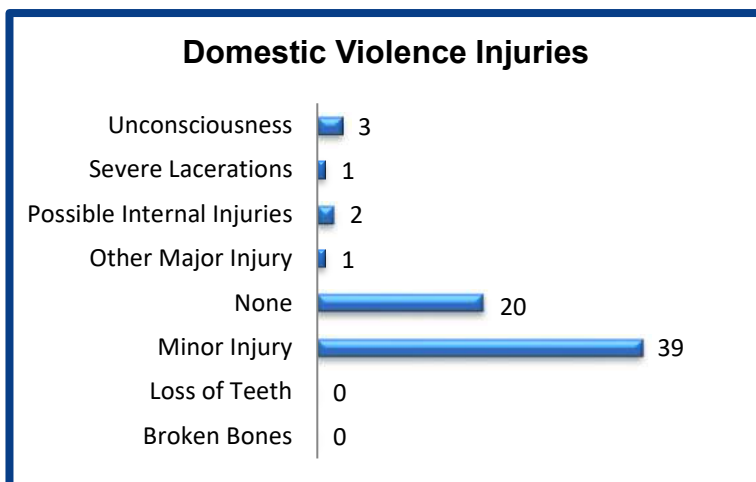
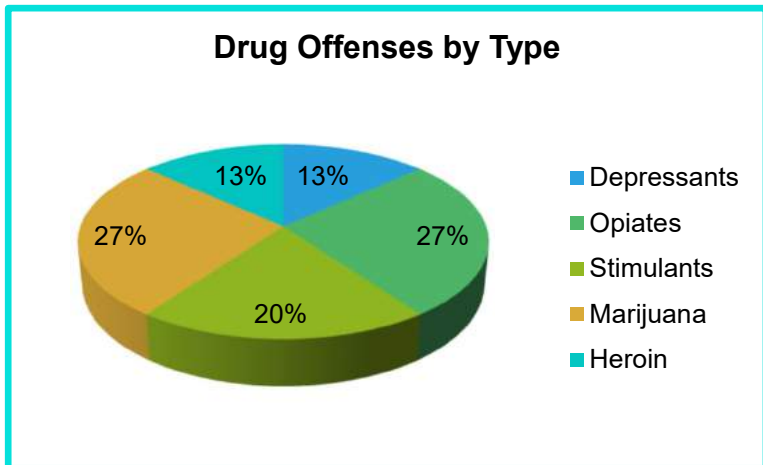
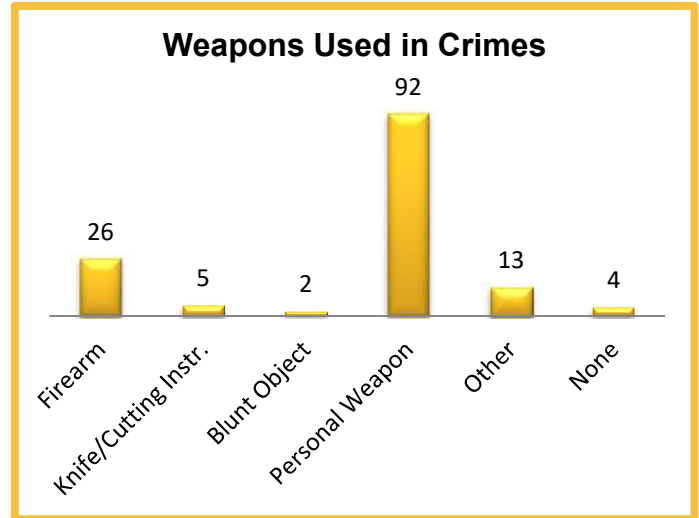
2021 Washington NIBRS Submission Agencies

MUKILTEO PD

Continued

2021 Group B Arrests

Offense	Adult	Juvenile
Bad Checks	0	0
Curfew/Vagrancy	0	0
Disorderly Conduct	1	0
Drunkenness	0	0
DUI	21	0
Family Offenses	0	0
Liquor Law Violations	0	0
Peeping Tom	1	0
Trespass	31	2
All Other Offenses	29	1
Total	83	3



2021 Property Values by Type

Type	Value
Seized	\$350
Burned	\$1,800
Counterfeited/Forged	\$10,444
Destroyed/Damaged	\$598,715
Recovered	\$1,211,298
Stolen	\$3,913,270
Total	\$5,735,877

2021 Washington NIBRS Submission Agencies

SNOHOMISH PD

Snohomish County

Population: 10,340
Months Reported: 12

Offense Overview

Offense Total 575
of Cleared Offense 200
Percent Cleared 34.8%

Group A Arrest Overview

Arrest Total 177
Adult Arrest Total 165
Juvenile Arrest Total 12

Group A Offenses	Reported 2020	Reported 2021	% of Change	Crime Rate per 1,000	Total Arrests	DV Offense Totals
Murder	0	0		0.0	0	0
Manslaughter	0	0		0.0	0	0
Rape	4	4	0.0%	0.4	0	0
Sodomy	0	0		0.0	0	0
Sexual Assault w/Object	0	0		0.0	0	0
Fondling	0	31		3.0	2	0
Aggravated Assault	11	12	9.1%	1.2	8	3
Simple Assault	57	70	22.8%	6.8	54	38
Intimidation	18	7	-61.1%	0.7	4	2
Kidnapping	2	1	-50.0%	0.1	0	1
Incest	0	0		0.0	0	0
Statutory Rape	1	1	0.0%	0.1	0	0
Human Trafficking Offenses	0	0		0.0	0	0
Violation of No Contact/Protect.	21	11	-47.6%	1.1	10	8
Robbery	12	4	-66.7%	0.4	3	0
Burglary	73	50	-31.5%	4.8	14	1
Larceny-Theft Offenses	292	214	-26.7%	20.7	53	1
Motor Vehicle Theft	33	29	-12.1%	2.8	1	0
Arson	4	0	-100.0%	0.0	0	0
Destruction of Property	95	86	-9.5%	8.3	6	8
Counterfeiting/Forgery	7	3	-57.1%	0.3	0	0
Fraud Offenses	63	27	-57.1%	2.6	7	1
Embezzlement	0	1		0.1	0	0
Extortion/Blackmail	3	1	-66.7%	0.1	0	0
Bribery	0	0		0.0	0	0
Stolen Property Offenses	12	6	-50.0%	0.6	5	0
Animal Cruelty	3	0	-100.0%	0.0	0	0
Drug/Narcotic Violations	35	6	-82.9%	0.6	5	0
Drug Equipment Violations	34	5	-85.3%	0.5	1	0
Gambling Offenses	0	0		0.0	0	0
Pornography	1	0	-100.0%	0.0	1	0
Prostitution Offenses	0	0		0.0	0	0
Weapon Law Violations	11	6	-45.5%	0.6	3	0
Grand Total	792	575	-27.4%	55.6	177	63

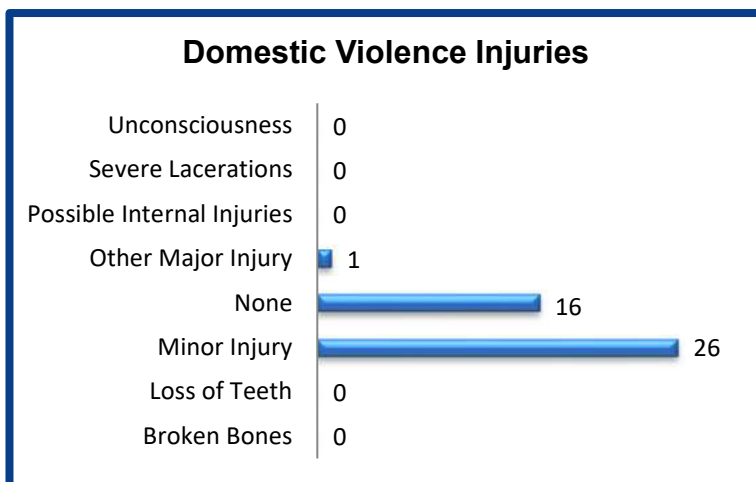
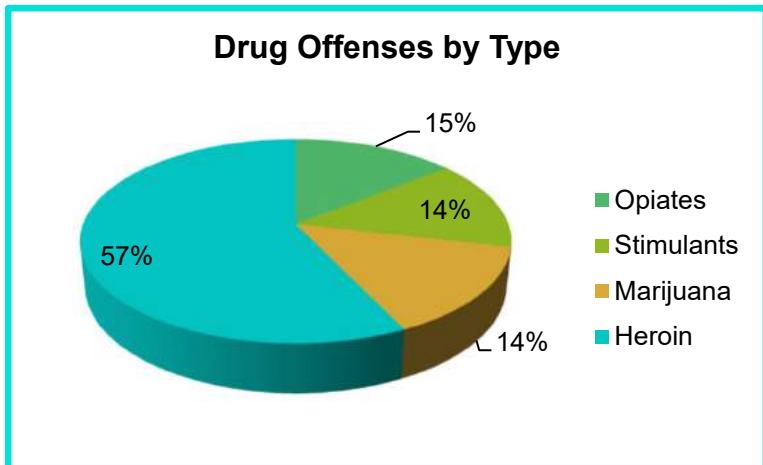
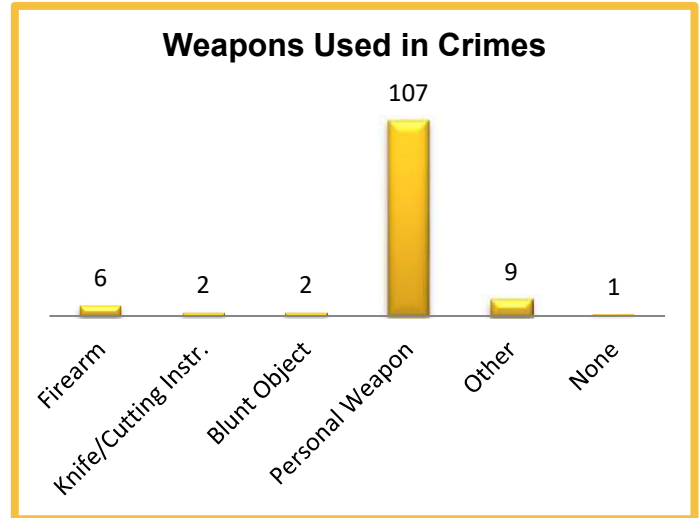
2021 Washington NIBRS Submission Agencies

SNOHOMISH PD

Continued

2021 Group B Arrests

Offense	Adult	Juvenile
Bad Checks	0	0
Curfew/Vagrancy	0	0
Disorderly Conduct	7	0
Drunkenness	0	0
DUI	34	1
Family Offenses	0	0
Liquor Law Violations	0	0
Peeping Tom	0	0
Trespass	11	0
All Other Offenses	20	1
Total	72	2



2021 Property Values by Type

Type	Value
Seized	\$7
Burned	\$0
Counterfeited/Forged	\$3,348
Destroyed/Damaged	\$105,308
Recovered	\$207,772
Stolen	\$579,262
Total	\$895,697

2021 Washington NIBRS Submission Agencies

STANWOOD PD

Snohomish County

Population: 7,425
Months Reported: 12

Offense Overview

Offense Total 290
of Cleared Offense 100
Percent Cleared 34.5%

Group A Arrest Overview

Arrest Total 90
Adult Arrest Total 79
Juvenile Arrest Total 11

Group A Offenses	Reported 2020	Reported 2021	% of Change	Crime Rate per 1,000	Total Arrests	DV Offense Totals
Murder	0	0		0.0	0	0
Manslaughter	0	0		0.0	0	0
Rape	5	5	0.0%	0.7	0	2
Sodomy	0	2		0.3	0	0
Sexual Assault w/Object	0	0		0.0	0	0
Fondling	1	2	100.0%	0.3	1	0
Aggravated Assault	4	11	175.0%	1.5	8	4
Simple Assault	42	42	0.0%	5.7	31	27
Intimidation	9	5	-44.4%	0.7	5	2
Kidnapping	0	2		0.3	2	2
Incest	0	0		0.0	0	0
Statutory Rape	0	0		0.0	1	0
Human Trafficking Offenses	0	0		0.0	0	0
Violation of No Contact/Protect.	13	14	7.7%	1.9	8	12
Robbery	0	0		0.0	0	0
Burglary	23	21	-8.7%	2.8	6	1
Larceny-Theft Offenses	96	98	2.1%	13.2	11	1
Motor Vehicle Theft	14	13	-7.1%	1.8	3	0
Arson	2	0	-100.0%	0.0	0	0
Destruction of Property	39	39	0.0%	5.3	3	4
Counterfeiting/Forgery	6	4	-33.3%	0.5	1	0
Fraud Offenses	48	28	-41.7%	3.8	7	2
Embezzlement	0	0		0.0	0	0
Extortion/Blackmail	0	0		0.0	0	0
Bribery	0	0		0.0	0	0
Stolen Property Offenses	3	1	-66.7%	0.1	0	0
Animal Cruelty	0	0		0.0	0	0
Drug/Narcotic Violations	6	0	-100.0%	0.0	0	0
Drug Equipment Violations	3	0	-100.0%	0.0	0	0
Gambling Offenses	0	0		0.0	0	0
Pornography	1	0	-100.0%	0.0	0	0
Prostitution Offenses	0	0		0.0	0	0
Weapon Law Violations	5	3	-40.0%	0.4	3	0
Grand Total	320	290	-9.4%	39.1	90	57

2021 Washington NIBRS Submission Agencies

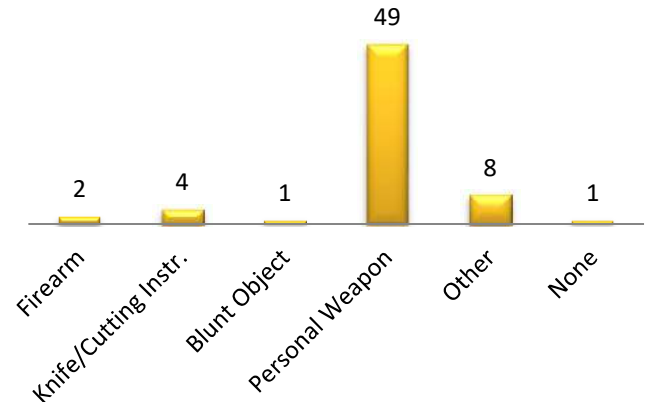
STANWOOD PD

Continued

2021 Group B Arrests

Offense	Adult	Juvenile
Bad Checks	0	0
Curfew/Vagrancy	0	0
Disorderly Conduct	2	0
Drunkenness	0	0
DUI	10	0
Family Offenses	1	0
Liquor Law Violations	0	0
Peeping Tom	0	0
Trespass	2	0
All Other Offenses	8	0
Total	23	0

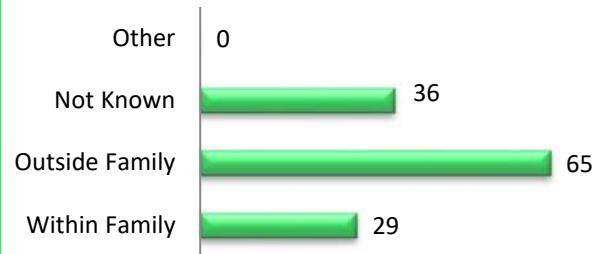
Weapons Used in Crimes



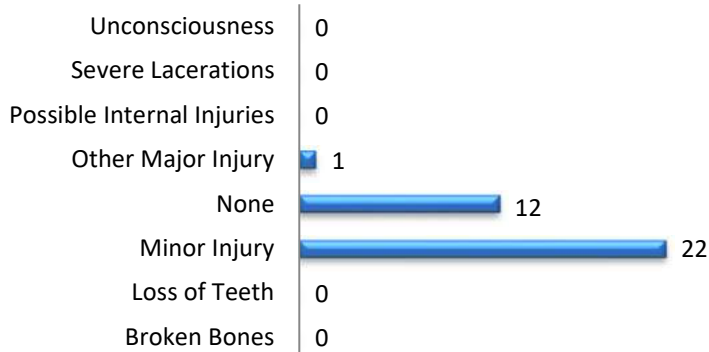
Drug Offenses by Type

No Drug Offenses by Type Reported

Relationship of Victim to Offender



Domestic Violence Injuries



2021 Property Values by Type

Type	Value
Seized	\$0
Burned	\$0
Counterfeited/Forged	\$38,373
Destroyed/Damaged	\$39,927
Recovered	\$120,702
Stolen	\$542,104
Total	\$741,106

2021 Washington NIBRS Submission Agencies

SULTAN PD

Snohomish County

Population: 5,718
Months Reported: 12

Offense Overview

Offense Total 244
of Cleared Offense 101
Percent Cleared 41.4%

Group A Arrest Overview

Arrest Total 83
Adult Arrest Total 80
Juvenile Arrest Total 3

Group A Offenses	Reported 2020	Reported 2021	% of Change	Crime Rate per 1,000	Total Arrests	DV Offense Totals
Murder	0	0		0.0	0	0
Manslaughter	0	0		0.0	0	0
Rape	1	1	0.0%	0.2	1	0
Sodomy	0	0		0.0	0	0
Sexual Assault w/Object	0	0		0.0	0	0
Fondling	0	1		0.2	0	1
Aggravated Assault	7	9	28.6%	1.6	9	5
Simple Assault	36	32	-11.1%	5.6	25	23
Intimidation	4	7	75.0%	1.2	4	4
Kidnapping	0	1		0.2	0	1
Incest	0	0		0.0	0	0
Statutory Rape	0	0		0.0	0	0
Human Trafficking Offenses	0	0		0.0	0	0
Violation of No Contact/Protect.	14	18	28.6%	3.1	14	17
Robbery	0	2		0.3	0	0
Burglary	28	36	28.6%	6.3	9	2
Larceny-Theft Offenses	53	60	13.2%	10.5	2	0
Motor Vehicle Theft	14	8	-42.9%	1.4	2	0
Arson	1	1	0.0%	0.2	0	0
Destruction of Property	38	45	18.4%	7.9	3	4
Counterfeiting/Forgery	1	0	-100.0%	0.0	0	0
Fraud Offenses	28	7	-75.0%	1.2	0	0
Embezzlement	0	0		0.0	0	0
Extortion/Blackmail	0	0		0.0	0	0
Bribery	0	0		0.0	0	0
Stolen Property Offenses	5	2	-60.0%	0.3	3	1
Animal Cruelty	0	0		0.0	0	0
Drug/Narcotic Violations	8	6	-25.0%	1.0	5	0
Drug Equipment Violations	7	3	-57.1%	0.5	2	0
Gambling Offenses	0	0		0.0	0	0
Pornography	0	0		0.0	0	0
Prostitution Offenses	0	0		0.0	0	0
Weapon Law Violations	3	5	66.7%	0.9	4	0
Grand Total	248	244	-1.6%	42.7	83	58

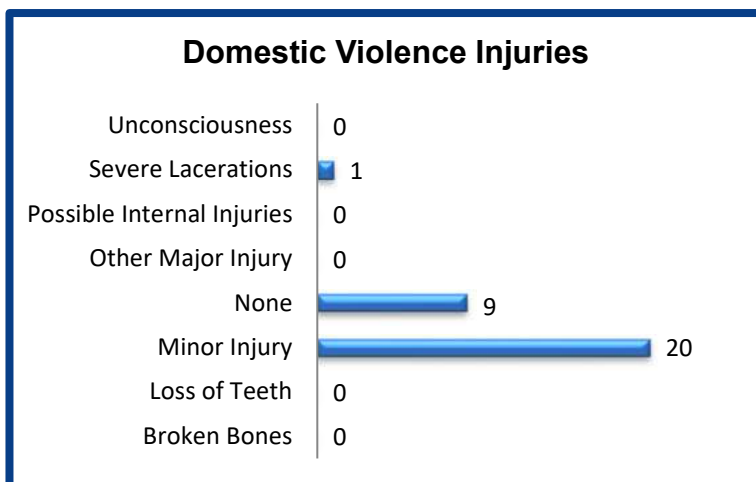
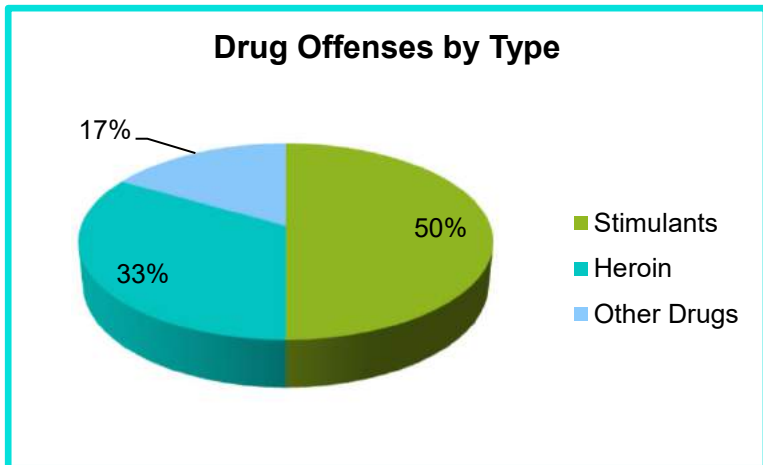
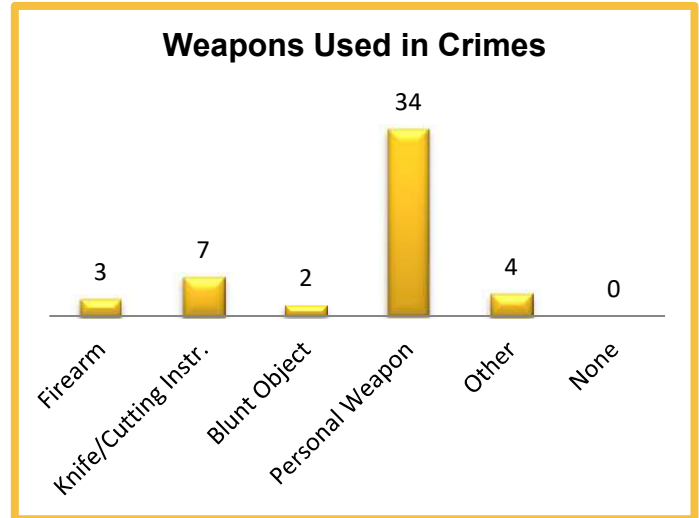
2021 Washington NIBRS Submission Agencies

SULTAN PD

Continued

2021 Group B Arrests

Offense	Adult	Juvenile
Bad Checks	0	0
Curfew/Vagrancy	0	0
Disorderly Conduct	2	0
Drunkenness	0	0
DUI	7	0
Family Offenses	0	0
Liquor Law Violations	0	0
Peeping Tom	0	0
Trespass	3	0
All Other Offenses	10	0
Total	22	0



2021 Property Values by Type

Type	Value
Seized	\$1,014
Burned	\$800
Counterfeited/Forged	\$0
Destroyed/Damaged	\$51,161
Recovered	\$43,903
Stolen	\$170,267
Total	\$267,145

2021 Washington NIBRS Submission Agencies

WOODWAY PD

Snohomish County

Population: 1,375
Months Reported: 12

Offense Overview

Offense Total 13
of Cleared Offense 2
Percent Cleared 15.4%

Group A Arrest Overview

Arrest Total 2
Adult Arrest Total 2
Juvenile Arrest Total 0

Group A Offenses	Reported 2020	Reported 2021	% of Change	Crime Rate per 1,000	Total Arrests	DV Offense Totals
Murder	0	0		0.0	0	0
Manslaughter	0	0		0.0	0	0
Rape	0	0		0.0	0	0
Sodomy	0	0		0.0	0	0
Sexual Assault w/Object	0	0		0.0	0	0
Fondling	0	0		0.0	0	0
Aggravated Assault	0	1		0.7	1	1
Simple Assault	1	0	-100.0%	0.0	0	0
Intimidation	0	0		0.0	0	0
Kidnapping	0	0		0.0	0	0
Incest	0	0		0.0	0	0
Statutory Rape	0	0		0.0	0	0
Human Trafficking Offenses	0	0		0.0	0	0
Violation of No Contact/Protect.	0	0		0.0	0	0
Robbery	1	0	-100.0%	0.0	0	0
Burglary	5	3	-40.0%	2.2	0	0
Larceny-Theft Offenses	3	3	0.0%	2.2	0	0
Motor Vehicle Theft	0	1		0.7	1	0
Arson	0	0		0.0	0	0
Destruction of Property	7	4	-42.9%	2.9	0	0
Counterfeiting/Forgery	1	0	-100.0%	0.0	0	0
Fraud Offenses	17	1	-94.1%	0.7	0	0
Embezzlement	0	0		0.0	0	0
Extortion/Blackmail	0	0		0.0	0	0
Bribery	0	0		0.0	0	0
Stolen Property Offenses	1	0	-100.0%	0.0	0	0
Animal Cruelty	0	0		0.0	0	0
Drug/Narcotic Violations	0	0		0.0	0	0
Drug Equipment Violations	1	0	-100.0%	0.0	0	0
Gambling Offenses	0	0		0.0	0	0
Pornography	0	0		0.0	0	0
Prostitution Offenses	0	0		0.0	0	0
Weapon Law Violations	0	0		0.0	0	0
Grand Total	37	13	-64.9%	9.5	2	1

2021 Washington NIBRS Submission Agencies

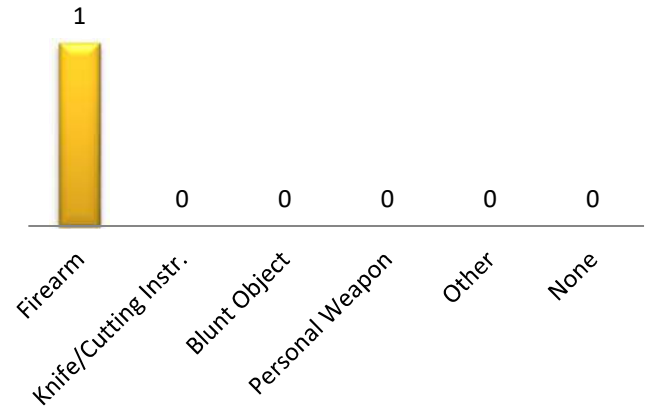
WOODWAY PD

Continued

2021 Group B Arrests

Offense	Adult	Juvenile
Bad Checks	0	0
Curfew/Vagrancy	0	0
Disorderly Conduct	0	0
Drunkenness	0	0
DUI	0	0
Family Offenses	0	0
Liquor Law Violations	0	0
Peeping Tom	0	0
Trespass	0	0
All Other Offenses	0	0
Total	0	0

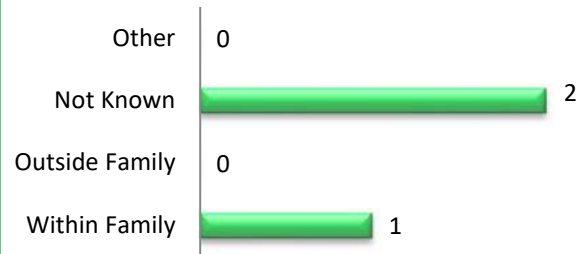
Weapons Used in Crimes



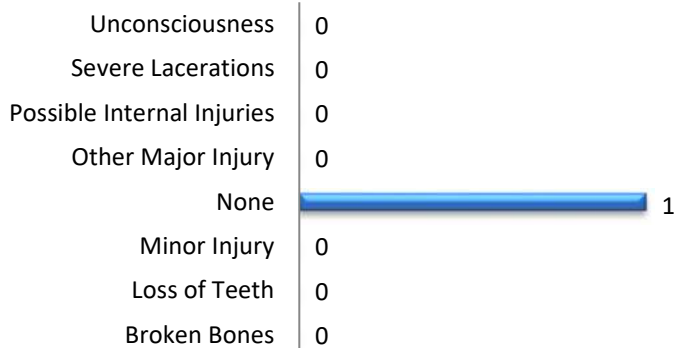
Drug Offenses by Type

**No Drug Offenses by Type
Reported**

Relationship of Victim to Offender



Domestic Violence Injuries



2021 Property Values by Type

Type	Value
Seized	\$0
Burned	\$0
Counterfeited/Forged	\$0
Destroyed/Damaged	\$2,000
Recovered	\$35,000
Stolen	\$53,780
Total	\$90,780

2021 Washington NIBRS Submission Agencies

SPOKANE SO

Spokane County

Population: 169,590
Months Reported: 12

Offense Overview

Offense Total 7,878
of Cleared Offense 1,250
Percent Cleared 15.9%

Group A Arrest Overview

Arrest Total 1,032
Adult Arrest Total 924
Juvenile Arrest Total 108

Group A Offenses	Reported 2020	Reported 2021	% of Change	Crime Rate per 1,000	Total Arrests	DV Offense Totals
Murder	3	2	-33.3%	0.0	3	0
Manslaughter	1	2	100.0%	0.0	1	0
Rape	39	29	-25.6%	0.2	3	6
Sodomy	3	1	-66.7%	0.0	1	0
Sexual Assault w/Object	4	0	-100.0%	0.0	0	0
Fondling	35	28	-20.0%	0.2	3	6
Aggravated Assault	137	148	8.0%	0.9	90	76
Simple Assault	666	660	-0.9%	3.9	360	367
Intimidation	272	269	-1.1%	1.6	37	43
Kidnapping	31	26	-16.1%	0.2	4	15
Incest	1	0	-100.0%	0.0	0	0
Statutory Rape	2	3	50.0%	0.0	1	0
Human Trafficking Offenses	2	1	-50.0%	0.0	0	0
Violation of No Contact/Protect.	295	240	-18.6%	1.4	106	205
Robbery	24	22	-8.3%	0.1	11	1
Burglary	621	585	-5.8%	3.4	73	44
Larceny-Theft Offenses	2,149	2,379	10.7%	14.0	62	45
Motor Vehicle Theft	235	348	48.1%	2.1	14	5
Arson	13	15	15.4%	0.1	0	3
Destruction of Property	1,556	1,693	8.8%	10.0	120	185
Counterfeiting/Forgery	104	104	0.0%	0.6	5	3
Fraud Offenses	2,345	1,034	-55.9%	6.1	8	22
Embezzlement	5	2	-60.0%	0.0	1	0
Extortion/Blackmail	19	40	110.5%	0.2	0	1
Bribery	0	0		0.0	0	0
Stolen Property Offenses	89	87	-2.2%	0.5	45	2
Animal Cruelty	5	3	-40.0%	0.0	0	0
Drug/Narcotic Violations	373	67	-82.0%	0.4	51	0
Drug Equipment Violations	97	16	-83.5%	0.1	0	0
Gambling Offenses	0	0		0.0	0	0
Pornography	19	13	-31.6%	0.1	3	0
Prostitution Offenses	5	0	-100.0%	0.0	3	0
Weapon Law Violations	71	61	-14.1%	0.4	27	0
Grand Total	9,221	7,878	-14.6%	46.5	1,032	1,029

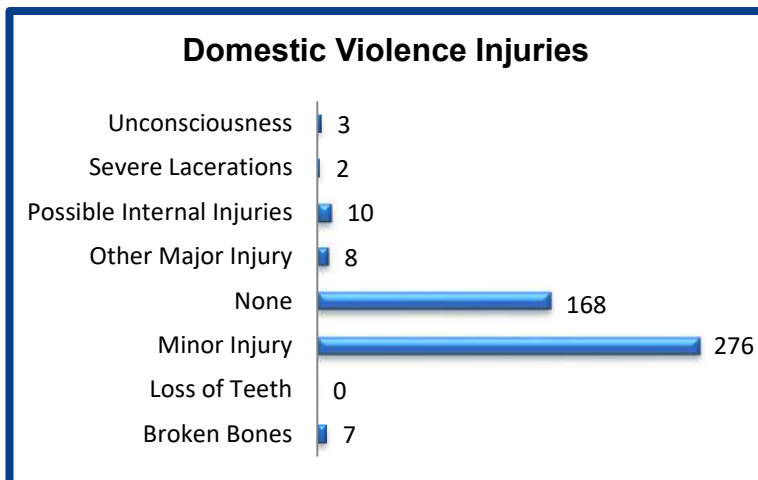
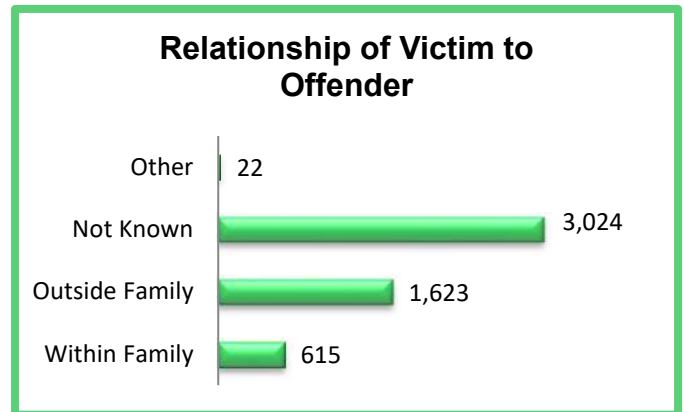
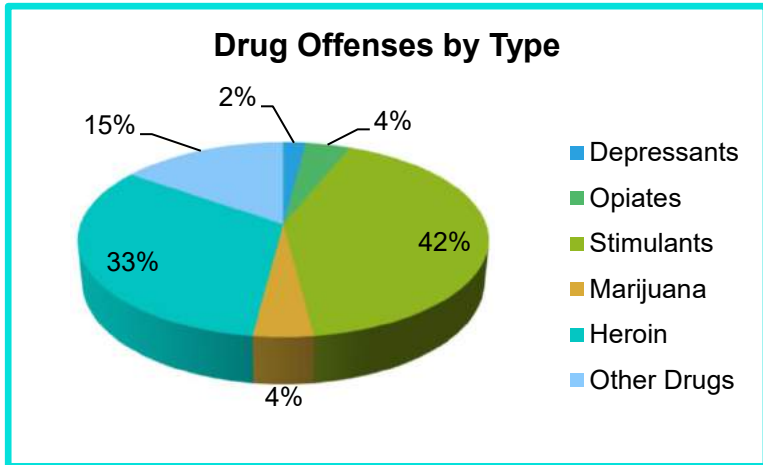
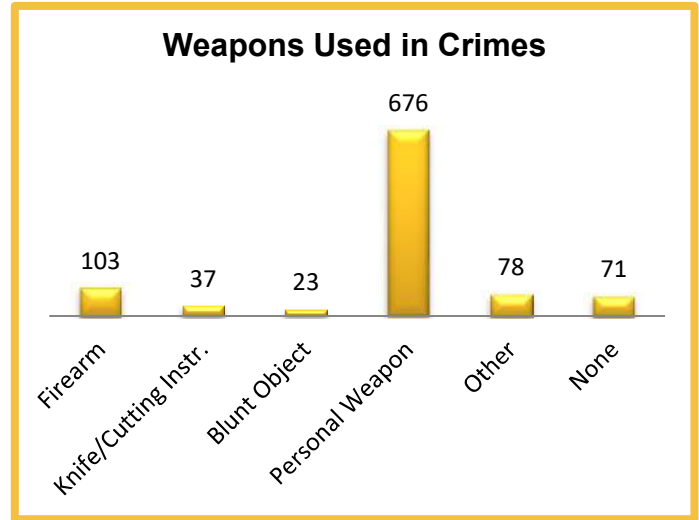
2021 Washington NIBRS Submission Agencies

SPOKANE SO

Continued

2021 Group B Arrests

Offense	Adult	Juvenile
Bad Checks	0	0
Curfew/Vagrancy	0	0
Disorderly Conduct	3	1
Drunkenness	0	0
DUI	191	1
Family Offenses	1	0
Liquor Law Violations	2	0
Peeping Tom	0	0
Trespass	36	0
All Other Offenses	216	3
Total	449	5



2021 Property Values by Type

Type	Value
Seized	\$55
Burned	\$40,016
Counterfeited/Forged	\$815,533
Destroyed/Damaged	\$2,672,469
Recovered	\$2,285,954
Stolen	\$15,824,691
Total	\$21,638,718

2021 Washington NIBRS Submission Agencies

AIRWAY HEIGHTS PD

Spokane County

Population: 10,030
Months Reported: 12

Offense Overview

Offense Total 1,304
of Cleared Offense 232
Percent Cleared 17.8%

Group A Arrest Overview

Arrest Total 201
Adult Arrest Total 198
Juvenile Arrest Total 3

Group A Offenses	Reported 2020	Reported 2021	% of Change	Crime Rate per 1,000	Total Arrests	DV Offense Totals
Murder	1	0	-100.0%	0.0	0	0
Manslaughter	0	0		0.0	0	0
Rape	9	9	0.0%	0.9	1	2
Sodomy	1	2	100.0%	0.2	0	1
Sexual Assault w/Object	0	0		0.0	0	0
Fondling	2	3	50.0%	0.3	0	2
Aggravated Assault	18	40	122.2%	4.0	16	26
Simple Assault	68	113	66.2%	11.3	73	87
Intimidation	17	36	111.8%	3.6	1	5
Kidnapping	2	5	150.0%	0.5	0	5
Incest	0	0		0.0	0	0
Statutory Rape	0	3		0.3	1	0
Human Trafficking Offenses	0	0		0.0	0	0
Violation of No Contact/Protect.	42	59	40.5%	5.9	34	55
Robbery	7	9	28.6%	0.9	5	0
Burglary	76	73	-3.9%	7.3	13	5
Larceny-Theft Offenses	331	485	46.5%	48.4	35	1
Motor Vehicle Theft	35	57	62.9%	5.7	1	1
Arson	0	0		0.0	0	0
Destruction of Property	102	197	93.1%	19.6	4	20
Counterfeiting/Forgery	12	15	25.0%	1.5	0	0
Fraud Offenses	103	140	35.9%	14.0	0	3
Embezzlement	0	0		0.0	0	0
Extortion/Blackmail	1	6	500.0%	0.6	0	0
Bribery	0	0		0.0	0	0
Stolen Property Offenses	19	31	63.2%	3.1	8	1
Animal Cruelty	1	1	0.0%	0.1	1	0
Drug/Narcotic Violations	46	13	-71.7%	1.3	6	0
Drug Equipment Violations	0	0		0.0	0	0
Gambling Offenses	0	0		0.0	0	0
Pornography	1	2	100.0%	0.2	2	0
Prostitution Offenses	2	0	-100.0%	0.0	0	0
Weapon Law Violations	6	5	-16.7%	0.5	0	0
Grand Total	902	1,304	44.6%	130.0	201	214

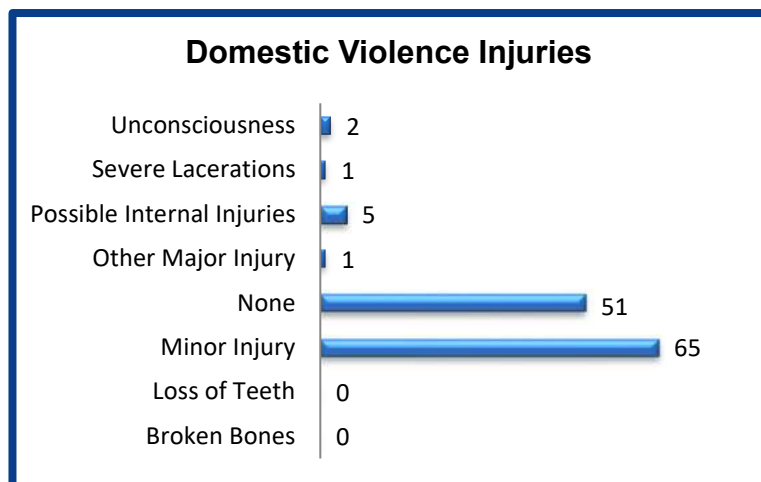
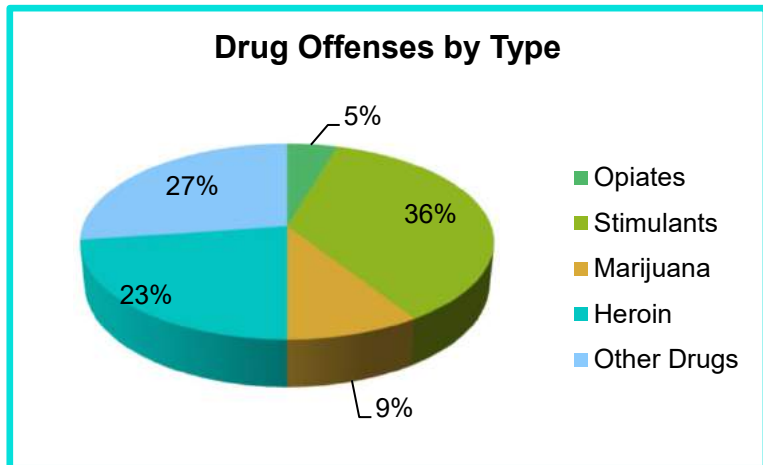
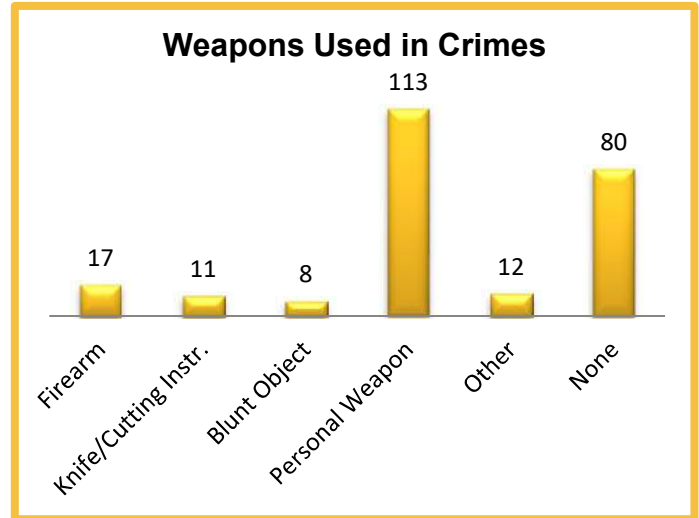
2021 Washington NIBRS Submission Agencies

AIRWAY HEIGHTS PD

Continued

2021 Group B Arrests

Offense	Adult	Juvenile
Bad Checks	0	0
Curfew/Vagrancy	0	0
Disorderly Conduct	2	0
Drunkenness	0	0
DUI	10	0
Family Offenses	0	0
Liquor Law Violations	0	0
Peeping Tom	0	0
Trespass	38	0
All Other Offenses	27	0
Total	77	0



2021 Property Values by Type

Type	Value
Seized	\$29,679
Burned	\$0
Counterfeited/Forged	\$117,523
Destroyed/Damaged	\$141,864
Recovered	\$470,563
Stolen	\$1,568,371
Total	\$2,328,000

2021 Washington NIBRS Submission Agencies

CHENEY PD

Spokane County

Population: 12,010
Months Reported: 12

Offense Overview

Offense Total 541
of Cleared Offense 161
Percent Cleared 29.8%

Group A Arrest Overview

Arrest Total 124
Adult Arrest Total 103
Juvenile Arrest Total 21

Group A Offenses	Reported 2020	Reported 2021	% of Change	Crime Rate per 1,000	Total Arrests	DV Offense Totals
Murder	0	0		0.0	0	0
Manslaughter	0	0		0.0	0	0
Rape	5	9	80.0%	0.7	0	2
Sodomy	1	0	-100.0%	0.0	0	0
Sexual Assault w/Object	0	0		0.0	0	0
Fondling	8	7	-12.5%	0.6	1	3
Aggravated Assault	12	19	58.3%	1.6	9	6
Simple Assault	77	83	7.8%	6.9	49	42
Intimidation	24	31	29.2%	2.6	7	8
Kidnapping	0	0		0.0	0	0
Incest	0	0		0.0	0	0
Statutory Rape	0	1		0.1	0	0
Human Trafficking Offenses	0	0		0.0	0	0
Violation of No Contact/Protect.	25	35	40.0%	2.9	25	31
Robbery	0	1		0.1	1	1
Burglary	49	21	-57.1%	1.7	8	4
Larceny-Theft Offenses	158	182	15.2%	15.2	10	2
Motor Vehicle Theft	32	20	-37.5%	1.7	1	1
Arson	0	0		0.0	0	0
Destruction of Property	50	87	74.0%	7.2	6	9
Counterfeiting/Forgery	9	3	-66.7%	0.2	0	1
Fraud Offenses	44	29	-34.1%	2.4	0	0
Embezzlement	0	0		0.0	0	0
Extortion/Blackmail	3	3	0.0%	0.2	0	0
Bribery	0	0		0.0	0	0
Stolen Property Offenses	11	5	-54.5%	0.4	3	0
Animal Cruelty	0	0		0.0	0	0
Drug/Narcotic Violations	10	2	-80.0%	0.2	1	0
Drug Equipment Violations	0	0		0.0	0	0
Gambling Offenses	0	0		0.0	0	0
Pornography	1	0	-100.0%	0.0	0	0
Prostitution Offenses	1	0	-100.0%	0.0	0	0
Weapon Law Violations	4	3	-25.0%	0.2	3	0
Grand Total	524	541	3.2%	45.0	124	110

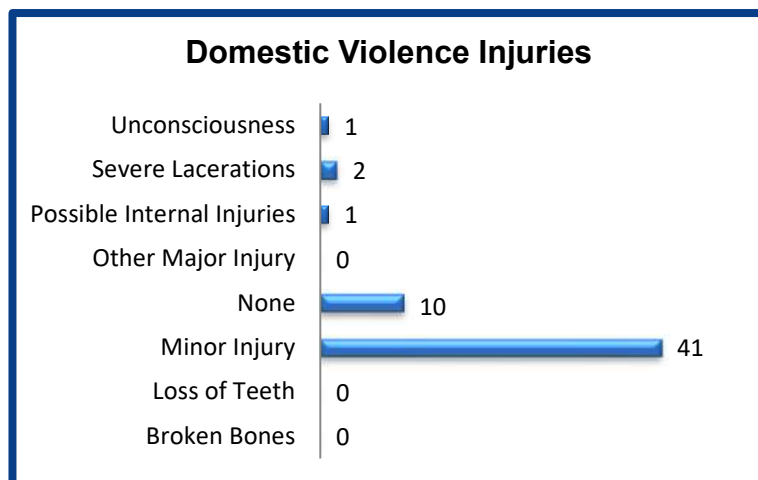
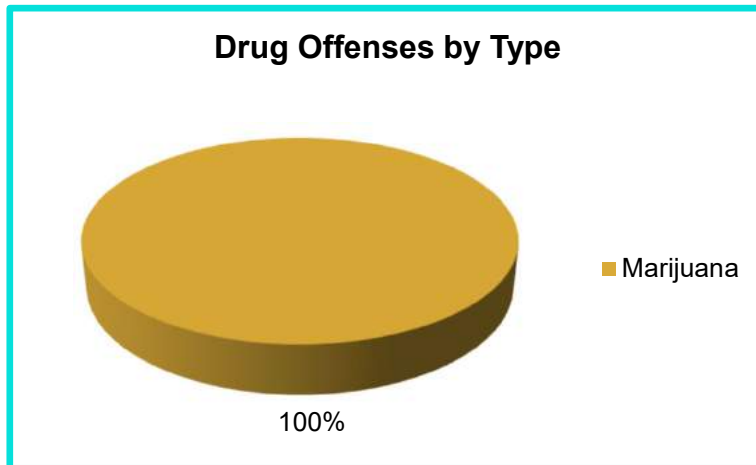
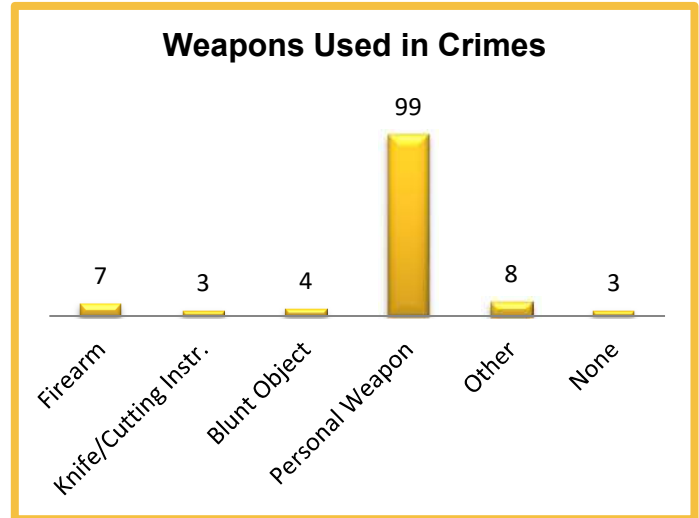
2021 Washington NIBRS Submission Agencies

CHENEY PD

Continued

2021 Group B Arrests

Offense	Adult	Juvenile
Bad Checks	0	0
Curfew/Vagrancy	0	0
Disorderly Conduct	0	0
Drunkenness	0	0
DUI	29	0
Family Offenses	1	0
Liquor Law Violations	0	0
Peeping Tom	0	0
Trespass	4	0
All Other Offenses	14	1
Total	48	1



2021 Property Values by Type

Type	Value
Seized	\$0
Burned	\$0
Counterfeited/Forged	\$9,164
Destroyed/Damaged	\$42,893
Recovered	\$162,296
Stolen	\$348,506
Total	\$562,859

2021 Washington NIBRS Submission Agencies

EASTERN WA UNIVERSITY PD

Spokane County

Population: 0
Months Reported: 12

Offense Overview

Offense Total 53
of Cleared Offense 9
Percent Cleared 17.0%

Group A Arrest Overview

Arrest Total 7
Adult Arrest Total 5
Juvenile Arrest Total 2

Group A Offenses	Reported 2020	Reported 2021	% of Change	Crime Rate per 1,000	Total Arrests	DV Offense Totals
Murder	0	0		0.0	0	0
Manslaughter	0	0		0.0	0	0
Rape	0	0		0.0	0	0
Sodomy	0	0		0.0	0	0
Sexual Assault w/Object	0	0		0.0	0	0
Fondling	0	1		0.0	0	0
Aggravated Assault	1	3	200.0%	0.0	0	0
Simple Assault	1	7	600.0%	0.0	3	3
Intimidation	10	11	10.0%	0.0	2	1
Kidnapping	0	0		0.0	0	0
Incest	0	0		0.0	0	0
Statutory Rape	0	0		0.0	0	0
Human Trafficking Offenses	0	0		0.0	0	0
Violation of No Contact/Protect.	1	4	300.0%	0.0	1	3
Robbery	0	0		0.0	0	0
Burglary	2	3	50.0%	0.0	0	0
Larceny-Theft Offenses	10	7	-30.0%	0.0	1	0
Motor Vehicle Theft	2	0	-100.0%	0.0	0	0
Arson	1	0	-100.0%	0.0	0	0
Destruction of Property	8	12	50.0%	0.0	0	0
Counterfeiting/Forgery	0	0		0.0	0	0
Fraud Offenses	3	1	-66.7%	0.0	0	0
Embezzlement	0	0		0.0	0	0
Extortion/Blackmail	0	1		0.0	0	0
Bribery	0	0		0.0	0	0
Stolen Property Offenses	1	0	-100.0%	0.0	0	0
Animal Cruelty	0	0		0.0	0	0
Drug/Narcotic Violations	9	1	-88.9%	0.0	0	0
Drug Equipment Violations	0	0		0.0	0	0
Gambling Offenses	0	0		0.0	0	0
Pornography	1	0	-100.0%	0.0	0	0
Prostitution Offenses	0	0		0.0	0	0
Weapon Law Violations	0	2		0.0	0	0
Grand Total	50	53	6.0%	0.0	7	7

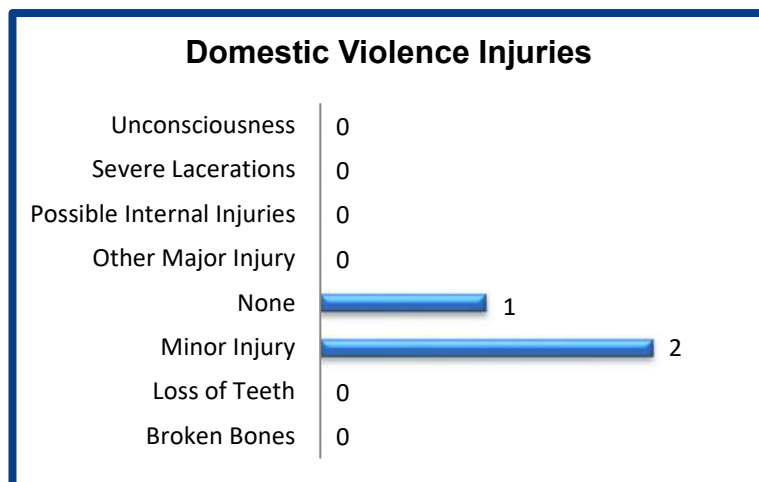
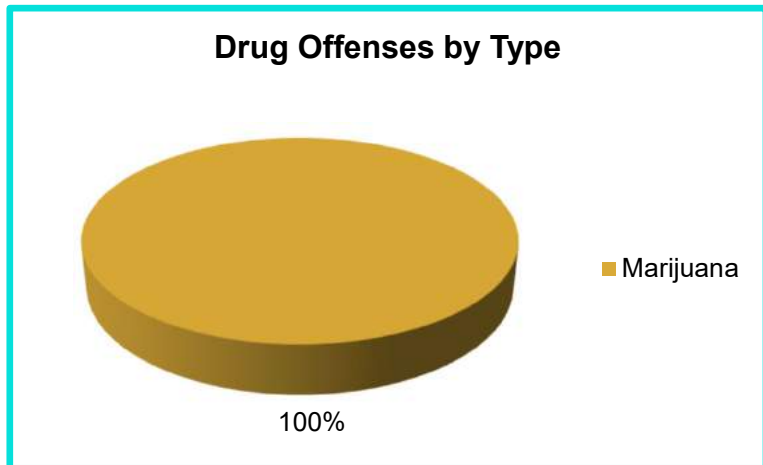
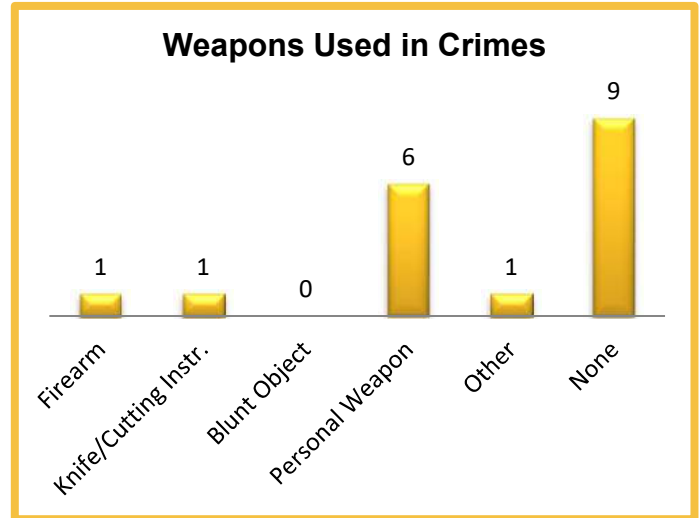
2021 Washington NIBRS Submission Agencies

EASTERN WA UNIVERSITY PD

Continued

2021 Group B Arrests

Offense	Adult	Juvenile
Bad Checks	0	0
Curfew/Vagrancy	0	0
Disorderly Conduct	3	0
Drunkenness	0	0
DUI	4	0
Family Offenses	0	0
Liquor Law Violations	2	0
Peeping Tom	0	0
Trespass	0	0
All Other Offenses	1	0
Total	10	0



2021 Property Values by Type

Type	Value
Seized	\$0
Burned	\$0
Counterfeited/Forged	\$0
Destroyed/Damaged	\$1,885
Recovered	\$1
Stolen	\$3,738
Total	\$5,624

2021 Washington NIBRS Submission Agencies

LIBERTY LAKE PD

Spokane County

Population: 12,070
Months Reported: 12

Offense Overview

Offense Total 642
of Cleared Offense 86
Percent Cleared 13.4%

Group A Arrest Overview

Arrest Total 67
Adult Arrest Total 61
Juvenile Arrest Total 6

Group A Offenses	Reported 2020	Reported 2021	% of Change	Crime Rate per 1,000	Total Arrests	DV Offense Totals
Murder	0	0		0.0	0	0
Manslaughter	0	0		0.0	0	0
Rape	6	3	-50.0%	0.2	1	1
Sodomy	0	0		0.0	0	0
Sexual Assault w/Object	0	0		0.0	0	0
Fondling	1	3	200.0%	0.2	0	0
Aggravated Assault	10	10	0.0%	0.8	3	5
Simple Assault	27	62	129.6%	5.1	25	45
Intimidation	17	24	41.2%	2.0	0	4
Kidnapping	1	1	0.0%	0.1	0	0
Incest	0	0		0.0	0	0
Statutory Rape	1	0	-100.0%	0.0	0	0
Human Trafficking Offenses	0	0		0.0	0	0
Violation of No Contact/Protect.	9	28	211.1%	2.3	12	26
Robbery	1	3	200.0%	0.2	0	0
Burglary	29	51	75.9%	4.2	6	3
Larceny-Theft Offenses	221	194	-12.2%	16.1	7	5
Motor Vehicle Theft	10	15	50.0%	1.2	1	0
Arson	0	1		0.1	0	0
Destruction of Property	99	100	1.0%	8.3	2	14
Counterfeiting/Forgery	8	11	37.5%	0.9	1	0
Fraud Offenses	172	92	-46.5%	7.6	0	4
Embezzlement	2	2	0.0%	0.2	0	0
Extortion/Blackmail	5	2	-60.0%	0.2	0	0
Bribery	0	0		0.0	0	0
Stolen Property Offenses	5	9	80.0%	0.7	1	0
Animal Cruelty	1	1	0.0%	0.1	2	0
Drug/Narcotic Violations	24	14	-41.7%	1.2	5	0
Drug Equipment Violations	19	12	-36.8%	1.0	0	0
Gambling Offenses	0	0		0.0	0	0
Pornography	0	1		0.1	0	0
Prostitution Offenses	0	0		0.0	0	0
Weapon Law Violations	3	3	0.0%	0.2	1	0
Grand Total	671	642	-4.3%	53.2	67	107

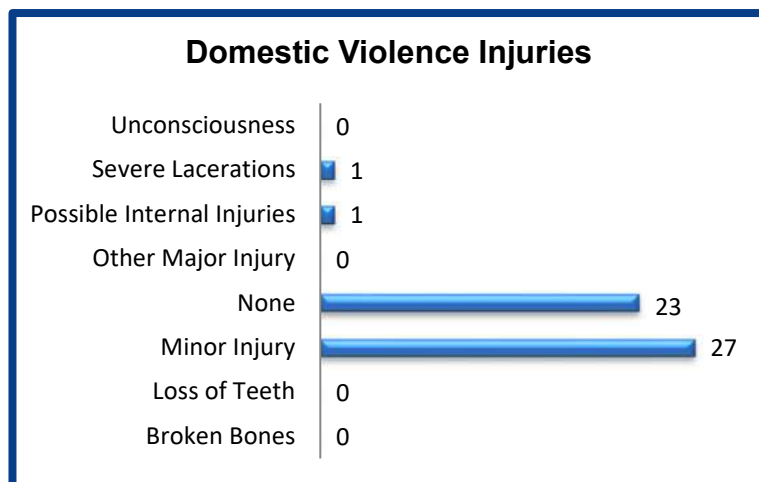
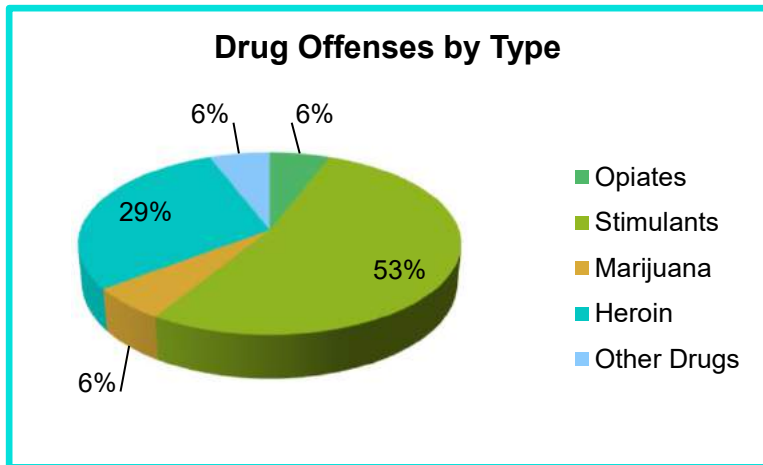
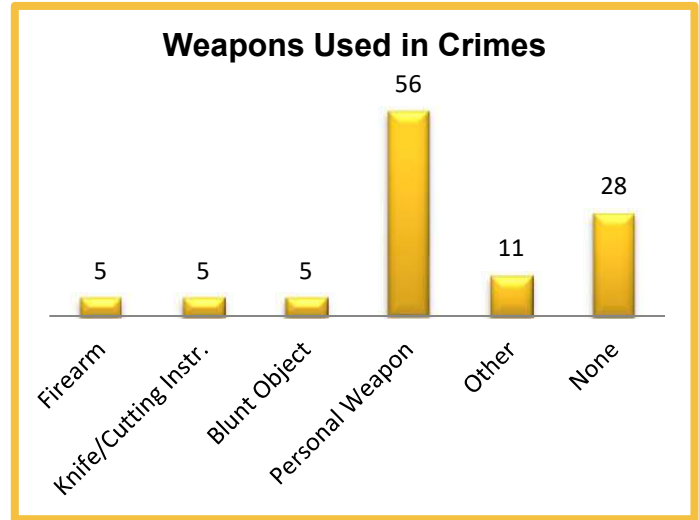
2021 Washington NIBRS Submission Agencies

LIBERTY LAKE PD

Continued

2021 Group B Arrests

Offense	Adult	Juvenile
Bad Checks	0	0
Curfew/Vagrancy	0	0
Disorderly Conduct	0	0
Drunkenness	0	0
DUI	11	1
Family Offenses	0	0
Liquor Law Violations	0	0
Peeping Tom	0	0
Trespass	1	0
All Other Offenses	9	0
Total	21	1



2021 Property Values by Type

Type	Value
Seized	\$34
Burned	\$3,000
Counterfeited/Forged	\$319,880
Destroyed/Damaged	\$176,508
Recovered	\$119,778
Stolen	\$946,087
Total	\$1,565,287

2021 Washington NIBRS Submission Agencies

SPOKANE PD

Spokane County

Population: 225,300
Months Reported: 12

Offense Overview

Offense Total 28,438
of Cleared Offense 4,071
Percent Cleared 14.3%

Group A Arrest Overview

Arrest Total 3,350
Adult Arrest Total 3,201
Juvenile Arrest Total 149

Group A Offenses	Reported 2020	Reported 2021	% of Change	Crime Rate per 1,000	Total Arrests	DV Offense Totals
Murder	19	14	-26.3%	0.1	12	2
Manslaughter	2	7	250.0%	0.0	4	2
Rape	189	186	-1.6%	0.8	9	40
Sodomy	18	28	55.6%	0.1	1	11
Sexual Assault w/Object	2	1	-50.0%	0.0	0	0
Fondling	84	104	23.8%	0.5	1	25
Aggravated Assault	890	1,012	13.7%	4.5	306	359
Simple Assault	3,309	3,340	0.9%	14.8	1,039	1,810
Intimidation	1,549	1,433	-7.5%	6.4	117	327
Kidnapping	115	103	-10.4%	0.5	20	66
Incest	1	1	0.0%	0.0	0	1
Statutory Rape	16	14	-12.5%	0.1	4	0
Human Trafficking Offenses	27	4	-85.2%	0.0	1	2
Violation of No Contact/Protect.	1,120	1,237	10.4%	5.5	496	1,089
Robbery	282	269	-4.6%	1.2	74	22
Burglary	1,914	1,731	-9.6%	7.7	315	208
Larceny-Theft Offenses	9,377	8,476	-9.6%	37.6	265	184
Motor Vehicle Theft	1,103	1,165	5.6%	5.2	71	27
Arson	107	112	4.7%	0.5	9	4
Destruction of Property	5,366	5,726	6.7%	25.4	213	530
Counterfeiting/Forgery	277	230	-17.0%	1.0	6	12
Fraud Offenses	3,675	2,279	-38.0%	10.1	22	67
Embezzlement	15	11	-26.7%	0.0	0	0
Extortion/Blackmail	51	60	17.6%	0.3	0	3
Bribery	0	1		0.0	0	0
Stolen Property Offenses	376	335	-10.9%	1.5	172	6
Animal Cruelty	2	2	0.0%	0.0	0	0
Drug/Narcotic Violations	862	200	-76.8%	0.9	114	0
Drug Equipment Violations	93	29	-68.8%	0.1	5	0
Gambling Offenses	0	0		0.0	0	0
Pornography	35	50	42.9%	0.2	3	0
Prostitution Offenses	21	5	-76.2%	0.0	1	0
Weapon Law Violations	297	273	-8.1%	1.2	70	0
Grand Total	31,194	28,438	-8.8%	126.2	3,350	4,797

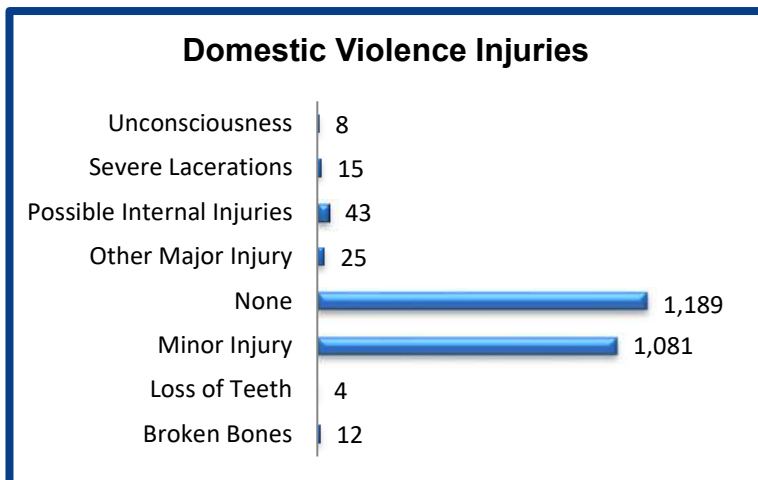
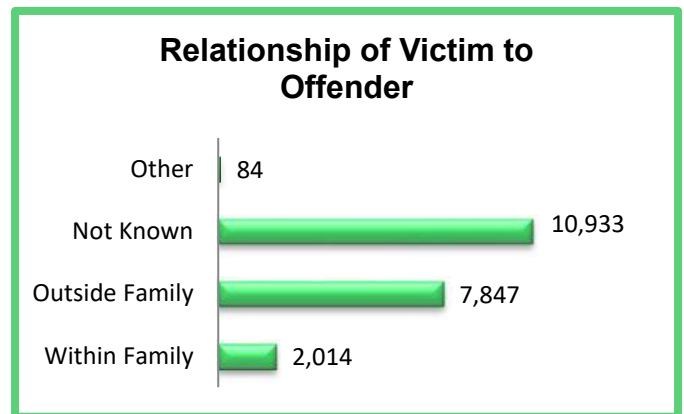
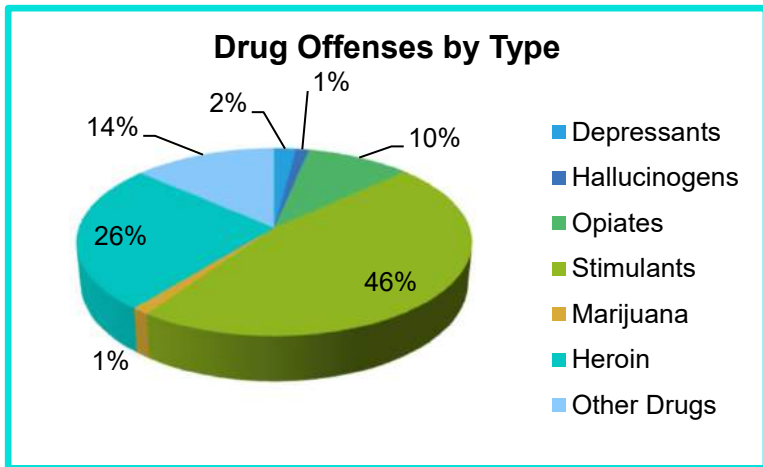
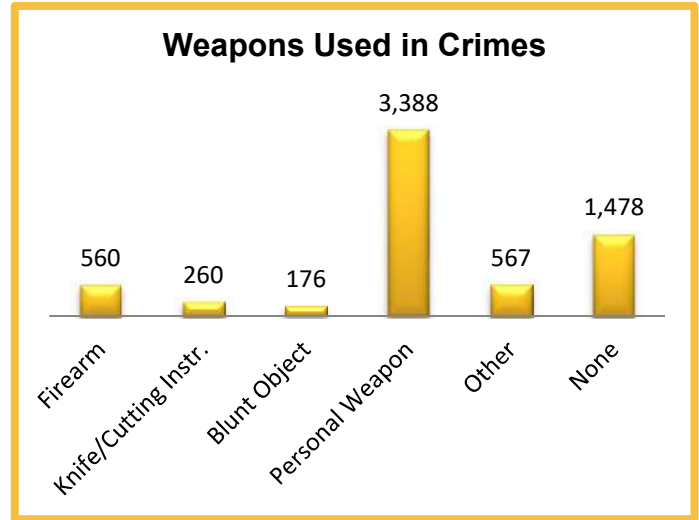
2021 Washington NIBRS Submission Agencies

SPOKANE PD

Continued

2021 Group B Arrests

Offense	Adult	Juvenile
Bad Checks	0	0
Curfew/Vagrancy	98	0
Disorderly Conduct	75	2
Drunkenness	0	0
DUI	389	3
Family Offenses	0	0
Liquor Law Violations	4	2
Peeping Tom	0	0
Trespass	239	8
All Other Offenses	353	12
Total	1,158	27



2021 Property Values by Type

Type	Value
Seized	\$210,874
Burned	\$724,580
Counterfeited/Forged	\$880,038
Destroyed/Damaged	\$5,318,256
Recovered	\$1,604,943
Stolen	\$25,100,010
Total	\$33,838,701

2021 Washington NIBRS Submission Agencies

SPOKANE VALLEY PD

Spokane County

Population: 98,600
Months Reported: 12

Offense Overview

Offense Total 9,116
of Cleared Offense 1,707
Percent Cleared 18.7%

Group A Arrest Overview

Arrest Total 1,454
Adult Arrest Total 1,371
Juvenile Arrest Total 83

Group A Offenses	Reported 2020	Reported 2021	% of Change	Crime Rate per 1,000	Total Arrests	DV Offense Totals
Murder	3	8	166.7%	0.1	8	2
Manslaughter	1	0	-100.0%	0.0	1	0
Rape	23	26	13.0%	0.3	2	5
Sodomy	7	8	14.3%	0.1	2	2
Sexual Assault w/Object	1	3	200.0%	0.0	0	0
Fondling	23	25	8.7%	0.3	1	4
Aggravated Assault	248	208	-16.1%	2.1	101	96
Simple Assault	884	650	-26.5%	6.6	383	414
Intimidation	335	304	-9.3%	3.1	26	46
Kidnapping	51	43	-15.7%	0.4	14	28
Incest	0	0		0.0	0	0
Statutory Rape	0	3		0.0	1	2
Human Trafficking Offenses	0	0		0.0	0	0
Violation of No Contact/Protect.	295	309	4.7%	3.1	128	270
Robbery	78	72	-7.7%	0.7	37	4
Burglary	758	596	-21.4%	6.0	135	75
Larceny-Theft Offenses	3,532	3,262	-7.6%	33.1	267	49
Motor Vehicle Theft	344	410	19.2%	4.2	33	6
Arson	11	19	72.7%	0.2	4	1
Destruction of Property	1,754	1,692	-3.5%	17.2	124	213
Counterfeiting/Forgery	127	108	-15.0%	1.1	6	3
Fraud Offenses	1,525	1,057	-30.7%	10.7	21	29
Embezzlement	10	1	-90.0%	0.0	1	0
Extortion/Blackmail	19	27	42.1%	0.3	0	0
Bribery	2	0	-100.0%	0.0	0	0
Stolen Property Offenses	144	101	-29.9%	1.0	61	4
Animal Cruelty	0	6		0.1	1	0
Drug/Narcotic Violations	422	76	-82.0%	0.8	54	0
Drug Equipment Violations	109	13	-88.1%	0.1	1	0
Gambling Offenses	0	0		0.0	0	0
Pornography	23	14	-39.1%	0.1	4	0
Prostitution Offenses	2	0	-100.0%	0.0	0	0
Weapon Law Violations	91	75	-17.6%	0.8	38	0
Grand Total	10,822	9,116	-15.8%	92.5	1,454	1,253

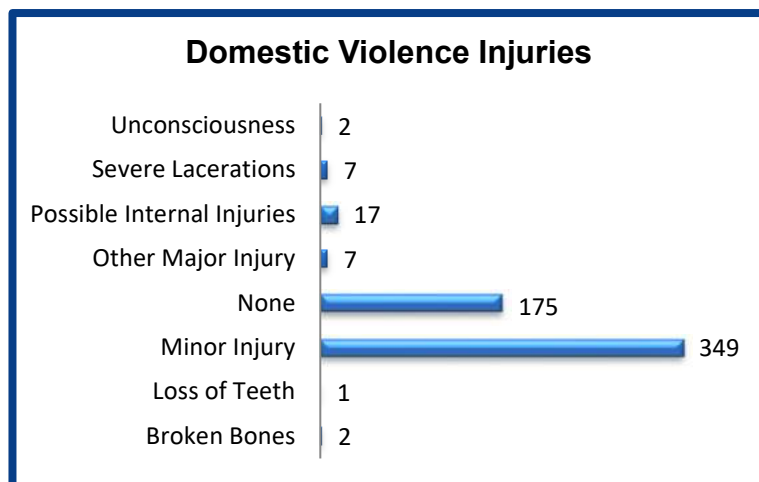
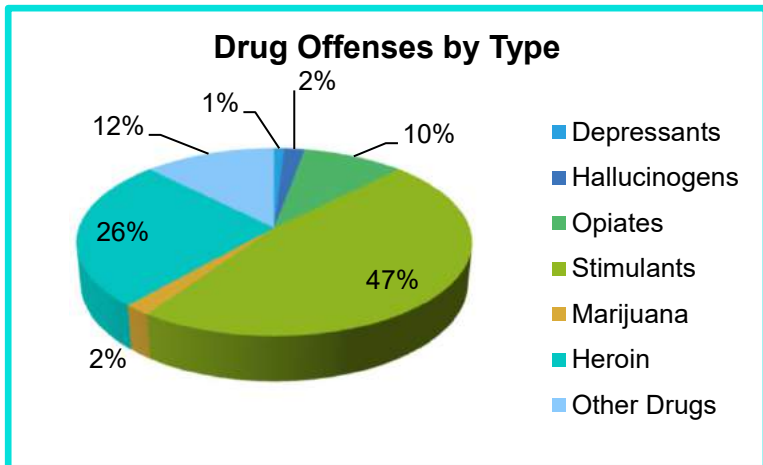
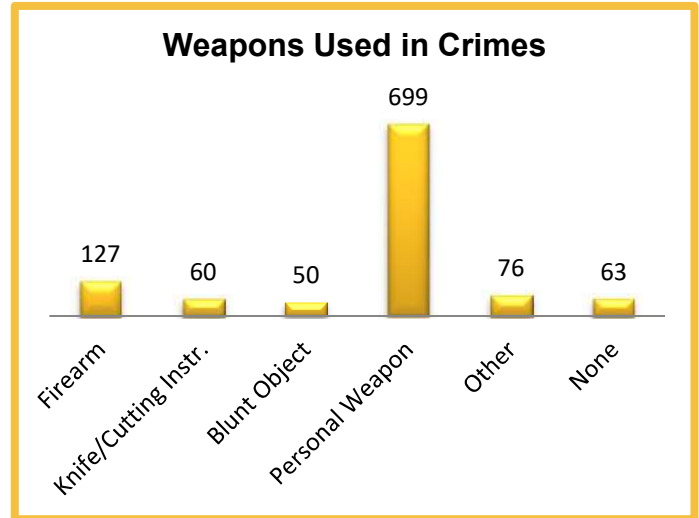
2021 Washington NIBRS Submission Agencies

SPOKANE VALLEY PD

Continued

2021 Group B Arrests

Offense	Adult	Juvenile
Bad Checks	0	0
Curfew/Vagrancy	0	0
Disorderly Conduct	16	0
Drunkenness	0	0
DUI	207	1
Family Offenses	4	0
Liquor Law Violations	4	0
Peeping Tom	1	0
Trespass	67	3
All Other Offenses	162	1
Total	461	5



2021 Property Values by Type

Type	Value
Seized	\$40
Burned	\$161,911
Counterfeited/Forged	\$568,663
Destroyed/Damaged	\$2,423,291
Recovered	\$3,203,219
Stolen	\$14,707,400
Total	\$21,064,524

2021 Washington NIBRS Submission Agencies

STEVENS SO

Stevens County

Population: 37,260
Months Reported: 12

Offense Overview

Offense Total 909
of Cleared Offense 161
Percent Cleared 17.7%

Group A Arrest Overview

Arrest Total 124
Adult Arrest Total 124
Juvenile Arrest Total 0

Group A Offenses	Reported 2020	Reported 2021	% of Change	Crime Rate per 1,000	Total Arrests	DV Offense Totals
Murder	2	6	200.0%	0.2	3	3
Manslaughter	0	0		0.0	1	0
Rape	2	7	250.0%	0.2	0	1
Sodomy	0	0		0.0	0	0
Sexual Assault w/Object	0	0		0.0	0	0
Fondling	14	9	-35.7%	0.2	2	2
Aggravated Assault	27	23	-14.8%	0.6	20	16
Simple Assault	211	188	-10.9%	5.0	62	130
Intimidation	56	29	-48.2%	0.8	0	5
Kidnapping	4	3	-25.0%	0.1	1	2
Incest	0	0		0.0	0	0
Statutory Rape	0	0		0.0	0	0
Human Trafficking Offenses	0	0		0.0	0	0
Violation of No Contact/Protect.	106	104	-1.9%	2.8	1	59
Robbery	2	2	0.0%	0.1	3	0
Burglary	119	95	-20.2%	2.5	4	3
Larceny-Theft Offenses	197	197	0.0%	5.3	5	2
Motor Vehicle Theft	46	37	-19.6%	1.0	3	1
Arson	2	1	-50.0%	0.0	0	0
Destruction of Property	169	147	-13.0%	3.9	9	21
Counterfeiting/Forgery	9	1	-88.9%	0.0	0	0
Fraud Offenses	28	13	-53.6%	0.3	0	0
Embezzlement	0	0		0.0	0	0
Extortion/Blackmail	1	0	-100.0%	0.0	0	0
Bribery	0	0		0.0	0	0
Stolen Property Offenses	6	4	-33.3%	0.1	2	0
Animal Cruelty	0	0		0.0	0	0
Drug/Narcotic Violations	46	32	-30.4%	0.9	4	0
Drug Equipment Violations	0	0		0.0	0	0
Gambling Offenses	0	0		0.0	0	0
Pornography	4	1	-75.0%	0.0	0	0
Prostitution Offenses	0	0		0.0	0	0
Weapon Law Violations	15	10	-33.3%	0.3	4	0
Grand Total	1,066	909	-14.7%	24.4	124	245

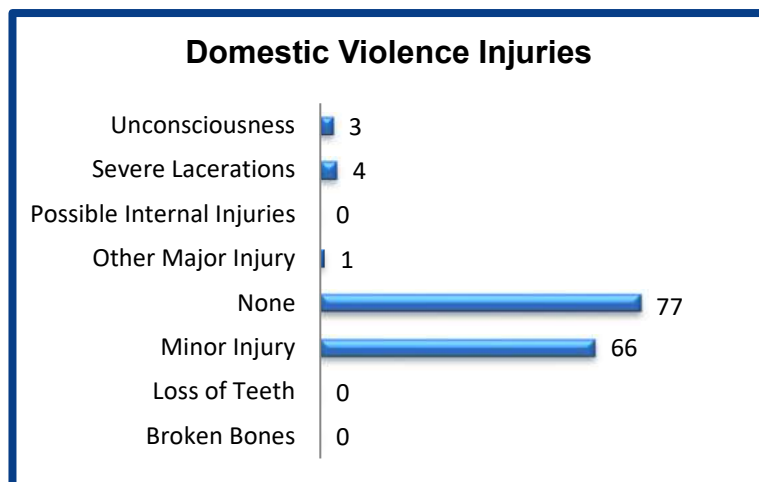
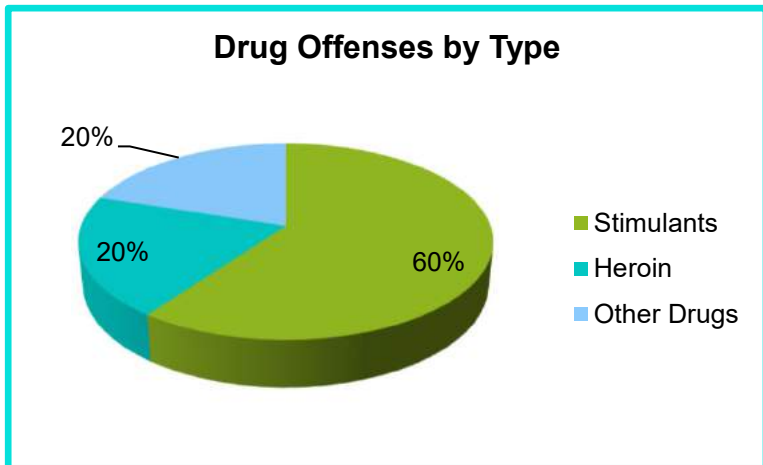
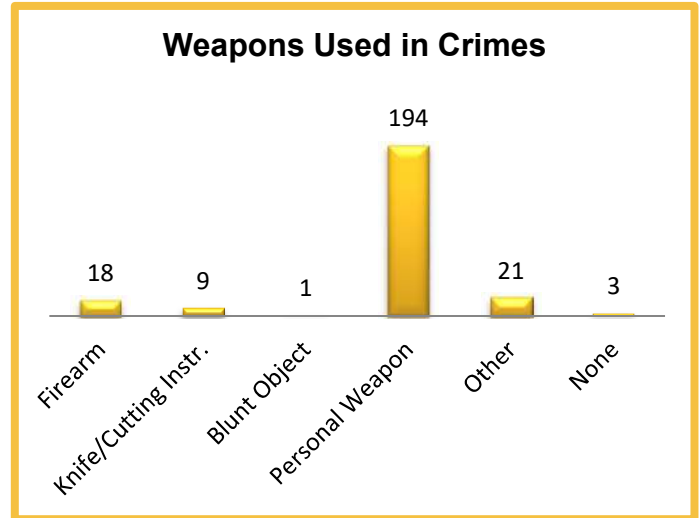
2021 Washington NIBRS Submission Agencies

STEVENS SO

Continued

2021 Group B Arrests

Offense	Adult	Juvenile
Bad Checks	0	0
Curfew/Vagrancy	0	0
Disorderly Conduct	9	0
Drunkenness	0	0
DUI	18	0
Family Offenses	0	0
Liquor Law Violations	4	0
Peeping Tom	0	0
Trespass	9	0
All Other Offenses	166	0
Total	206	0



2021 Property Values by Type

Type	Value
Seized	\$3,396
Burned	\$300
Counterfeited/Forged	\$1,051
Destroyed/Damaged	\$696,310
Recovered	\$107,502
Stolen	\$986,616
Total	\$1,795,175

2021 Washington NIBRS Submission Agencies

CHEWELAH PD

Stevens County

Population: 2,740
Months Reported: 12

Offense Overview

Offense Total 45
of Cleared Offense 14
Percent Cleared 31.1%

Group A Arrest Overview

Arrest Total 9
Adult Arrest Total 9
Juvenile Arrest Total 0

Group A Offenses	Reported 2020	Reported 2021	% of Change	Crime Rate per 1,000	Total Arrests	DV Offense Totals
Murder	1	0	-100.0%	0.0	1	0
Manslaughter	0	0		0.0	0	0
Rape	1	0	-100.0%	0.0	0	0
Sodomy	0	0		0.0	0	0
Sexual Assault w/Object	0	0		0.0	0	0
Fondling	1	0	-100.0%	0.0	0	0
Aggravated Assault	0	1		0.4	1	1
Simple Assault	19	15	-21.1%	5.5	7	9
Intimidation	5	6	20.0%	2.2	0	0
Kidnapping	0	0		0.0	0	0
Incest	0	0		0.0	0	0
Statutory Rape	0	0		0.0	0	0
Human Trafficking Offenses	0	0		0.0	0	0
Violation of No Contact/Protect.	6	6	0.0%	2.2	0	1
Robbery	1	0	-100.0%	0.0	0	0
Burglary	3	3	0.0%	1.1	0	1
Larceny-Theft Offenses	11	6	-45.5%	2.2	0	0
Motor Vehicle Theft	3	2	-33.3%	0.7	0	0
Arson	0	0		0.0	0	0
Destruction of Property	6	2	-66.7%	0.7	0	2
Counterfeiting/Forgery	1	0	-100.0%	0.0	0	0
Fraud Offenses	5	1	-80.0%	0.4	0	0
Embezzlement	0	0		0.0	0	0
Extortion/Blackmail	0	0		0.0	0	0
Bribery	0	0		0.0	0	0
Stolen Property Offenses	1	0	-100.0%	0.0	0	0
Animal Cruelty	0	0		0.0	0	0
Drug/Narcotic Violations	2	2	0.0%	0.7	0	0
Drug Equipment Violations	1	0	-100.0%	0.0	0	0
Gambling Offenses	0	0		0.0	0	0
Pornography	0	0		0.0	0	0
Prostitution Offenses	0	0		0.0	0	0
Weapon Law Violations	0	1		0.4	0	0
Grand Total	67	45	-32.8%	16.4	9	14

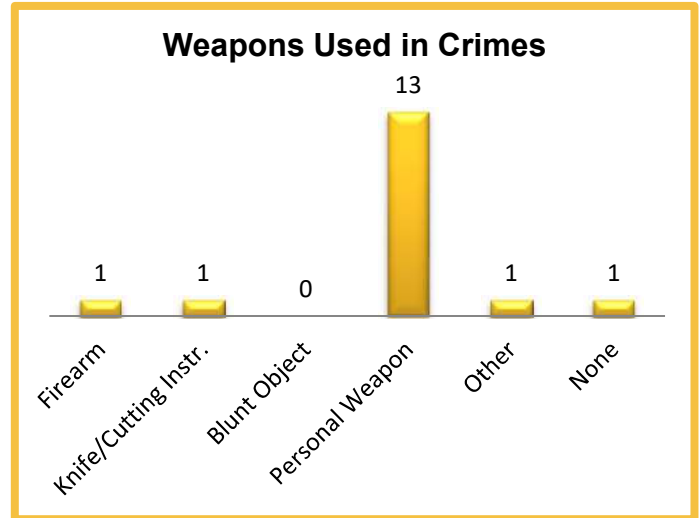
2021 Washington NIBRS Submission Agencies

CHEWELAH PD

Continued

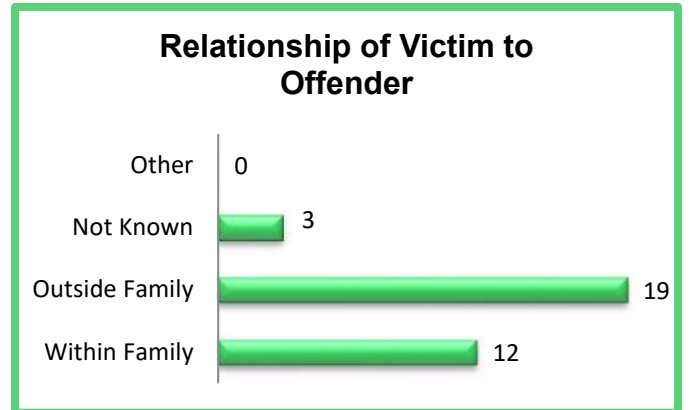
2021 Group B Arrests

Offense	Adult	Juvenile
Bad Checks	0	0
Curfew/Vagrancy	0	0
Disorderly Conduct	0	0
Drunkenness	0	0
DUI	0	0
Family Offenses	0	0
Liquor Law Violations	0	0
Peeping Tom	0	0
Trespass	0	0
All Other Offenses	5	0
Total	5	0

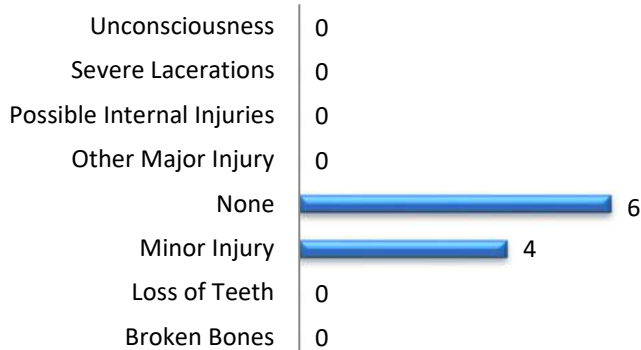


Drug Offenses by Type

No Drug Offenses by Type Reported



Domestic Violence Injuries



2021 Property Values by Type

Type	Value
Seized	\$0
Burned	\$0
Counterfeited/Forged	\$0
Destroyed/Damaged	\$317,000
Recovered	\$105,243
Stolen	\$105,471
Total	\$527,714

2021 Washington NIBRS Submission Agencies

COLVILLE PD

Stevens County

Population: 4,750
Months Reported: 12

Offense Overview

Offense Total 35
of Cleared Offense 34
Percent Cleared 97.1%

Group A Arrest Overview

Arrest Total 34
Adult Arrest Total 34
Juvenile Arrest Total 0

Group A Offenses	Reported 2020	Reported 2021	% of Change	Crime Rate per 1,000	Total Arrests	DV Offense Totals
Murder	0	0		0.0	0	0
Manslaughter	0	0		0.0	0	0
Rape	0	0		0.0	0	0
Sodomy	0	0		0.0	0	0
Sexual Assault w/Object	0	0		0.0	0	0
Fondling	0	0		0.0	0	0
Aggravated Assault	3	1	-66.7%	0.2	1	0
Simple Assault	35	16	-54.3%	3.4	16	13
Intimidation	0	0		0.0	0	0
Kidnapping	0	0		0.0	0	0
Incest	0	0		0.0	0	0
Statutory Rape	0	0		0.0	0	0
Human Trafficking Offenses	0	0		0.0	0	0
Violation of No Contact/Protect.	14	8	-42.9%	1.7	8	7
Robbery	1	0	-100.0%	0.0	0	0
Burglary	10	1	-90.0%	0.2	1	0
Larceny-Theft Offenses	41	9	-78.0%	1.9	8	0
Motor Vehicle Theft	0	0		0.0	0	0
Arson	0	0		0.0	0	0
Destruction of Property	9	0	-100.0%	0.0	0	0
Counterfeiting/Forgery	0	0		0.0	0	0
Fraud Offenses	0	0		0.0	0	0
Embezzlement	0	0		0.0	0	0
Extortion/Blackmail	0	0		0.0	0	0
Bribery	0	0		0.0	0	0
Stolen Property Offenses	2	0	-100.0%	0.0	0	0
Animal Cruelty	0	0		0.0	0	0
Drug/Narcotic Violations	0	0		0.0	0	0
Drug Equipment Violations	0	0		0.0	0	0
Gambling Offenses	0	0		0.0	0	0
Pornography	0	0		0.0	0	0
Prostitution Offenses	0	0		0.0	0	0
Weapon Law Violations	2	0	-100.0%	0.0	0	0
Grand Total	117	35	-70.1%	7.4	34	20

2021 Washington NIBRS Submission Agencies

COLVILLE PD

Continued

2021 Group B Arrests

Offense	Adult	Juvenile
Bad Checks	0	0
Curfew/Vagrancy	0	0
Disorderly Conduct	0	0
Drunkenness	0	0
DUI	13	0
Family Offenses	0	0
Liquor Law Violations	0	0
Peeping Tom	0	0
Trespass	6	0
All Other Offenses	0	0
Total	19	0

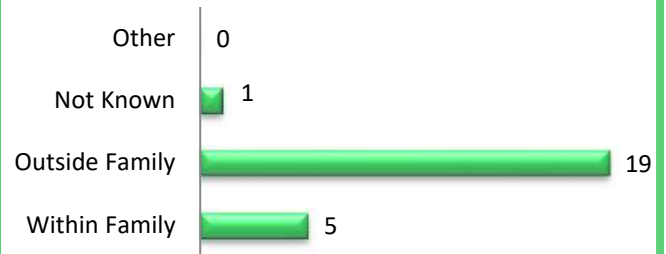
Weapons Used in Crimes

**No Weapons
Reported**

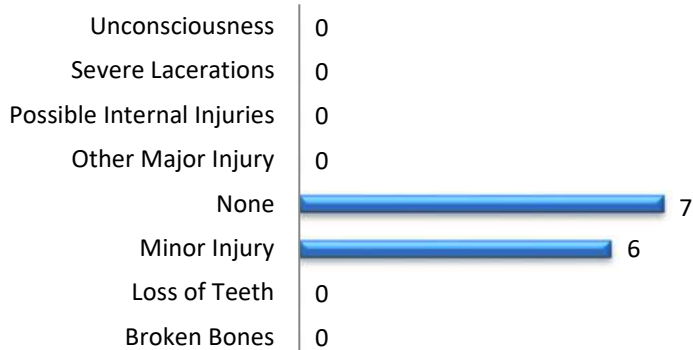
Drug Offenses by Type

**No Drug Offenses by Type
Reported**

Relationship of Victim to Offender



Domestic Violence Injuries



2021 Property Values by Type

Type	Value
Seized	\$0
Burned	\$0
Counterfeited/Forged	\$0
Destroyed/Damaged	\$0
Recovered	\$0
Stolen	\$937
Total	\$937

2021 Washington NIBRS Submission Agencies

KETTLE FALLS PD

Stevens County

Population: 1,650
Months Reported: 12

Offense Overview

Offense Total 63
of Cleared Offense 13
Percent Cleared 20.6%

Group A Arrest Overview

Arrest Total 12
Adult Arrest Total 8
Juvenile Arrest Total 4

Group A Offenses	Reported 2020	Reported 2021	% of Change	Crime Rate per 1,000	Total Arrests	DV Offense Totals
Murder	0	0		0.0	0	0
Manslaughter	0	0		0.0	0	0
Rape	2	2	0.0%	1.2	0	0
Sodomy	0	0		0.0	0	0
Sexual Assault w/Object	0	0		0.0	0	0
Fondling	0	0		0.0	0	0
Aggravated Assault	2	4	100.0%	2.4	2	2
Simple Assault	11	8	-27.3%	4.8	3	5
Intimidation	0	1		0.6	0	1
Kidnapping	0	0		0.0	0	0
Incest	0	0		0.0	0	0
Statutory Rape	0	0		0.0	0	0
Human Trafficking Offenses	0	0		0.0	0	0
Violation of No Contact/Protect.	8	1	-87.5%	0.6	0	1
Robbery	0	0		0.0	0	0
Burglary	6	10	66.7%	6.1	2	0
Larceny-Theft Offenses	21	18	-14.3%	10.9	2	1
Motor Vehicle Theft	2	6	200.0%	3.6	0	0
Arson	0	0		0.0	0	0
Destruction of Property	9	3	-66.7%	1.8	0	0
Counterfeiting/Forgery	0	2		1.2	0	0
Fraud Offenses	4	0	-100.0%	0.0	0	0
Embezzlement	0	0		0.0	0	0
Extortion/Blackmail	0	0		0.0	0	0
Bribery	0	0		0.0	0	0
Stolen Property Offenses	1	2	100.0%	1.2	1	0
Animal Cruelty	1	0	-100.0%	0.0	0	0
Drug/Narcotic Violations	6	3	-50.0%	1.8	2	0
Drug Equipment Violations	0	0		0.0	0	0
Gambling Offenses	0	0		0.0	0	0
Pornography	0	0		0.0	0	0
Prostitution Offenses	0	0		0.0	0	0
Weapon Law Violations	1	3	200.0%	1.8	0	0
Grand Total	74	63	-14.9%	38.2	12	10

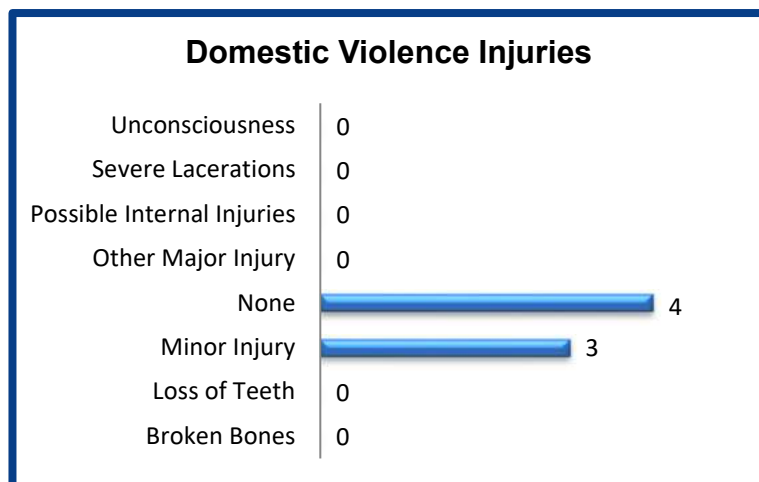
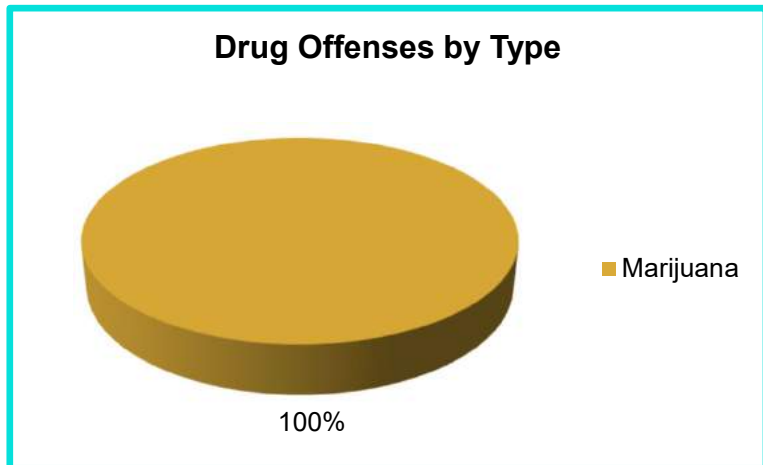
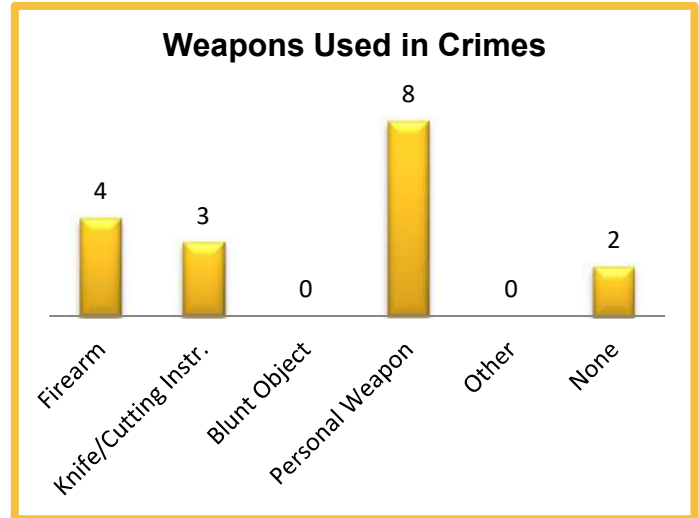
2021 Washington NIBRS Submission Agencies

KETTLE FALLS PD

Continued

2021 Group B Arrests

Offense	Adult	Juvenile
Bad Checks	0	0
Curfew/Vagrancy	0	0
Disorderly Conduct	0	0
Drunkenness	0	0
DUI	1	0
Family Offenses	0	0
Liquor Law Violations	0	0
Peeping Tom	0	0
Trespass	0	0
All Other Offenses	2	1
Total	3	1



2021 Property Values by Type

Type	Value
Seized	\$0
Burned	\$0
Counterfeited/Forged	\$1,547
Destroyed/Damaged	\$875
Recovered	\$8,790
Stolen	\$33,113
Total	\$44,325

2021 Washington NIBRS Submission Agencies

THURSTON SO

Thurston County

Population: 148,115
Months Reported: 12

Offense Overview

Offense Total 3,926
of Cleared Offense 933
Percent Cleared 23.8%

Group A Arrest Overview

Arrest Total 716
Adult Arrest Total 676
Juvenile Arrest Total 40

Group A Offenses	Reported 2020	Reported 2021	% of Change	Crime Rate per 1,000	Total Arrests	DV Offense Totals
Murder	2	5	150.0%	0.0	2	2
Manslaughter	0	0		0.0	0	0
Rape	9	10	11.1%	0.1	3	2
Sodomy	13	13	0.0%	0.1	4	3
Sexual Assault w/Object	0	0		0.0	0	0
Fondling	50	33	-34.0%	0.2	2	4
Aggravated Assault	174	214	23.0%	1.4	119	83
Simple Assault	462	425	-8.0%	2.9	265	303
Intimidation	109	122	11.9%	0.8	20	29
Kidnapping	34	27	-20.6%	0.2	0	21
Incest	3	1	-66.7%	0.0	1	0
Statutory Rape	4	7	75.0%	0.0	1	0
Human Trafficking Offenses	0	1		0.0	0	1
Violation of No Contact/Protect.	263	242	-8.0%	1.6	80	144
Robbery	19	22	15.8%	0.1	9	0
Burglary	460	397	-13.7%	2.7	93	50
Larceny-Theft Offenses	1,101	1,096	-0.5%	7.4	13	21
Motor Vehicle Theft	231	250	8.2%	1.7	34	2
Arson	8	6	-25.0%	0.0	0	0
Destruction of Property	505	548	8.5%	3.7	36	148
Counterfeiting/Forgery	255	93	-63.5%	0.6	0	2
Fraud Offenses	666	286	-57.1%	1.9	5	9
Embezzlement	1	0	-100.0%	0.0	0	0
Extortion/Blackmail	14	10	-28.6%	0.1	0	0
Bribery	0	0		0.0	0	0
Stolen Property Offenses	33	26	-21.2%	0.2	4	1
Animal Cruelty	13	15	15.4%	0.1	2	0
Drug/Narcotic Violations	104	28	-73.1%	0.2	10	0
Drug Equipment Violations	13	7	-46.2%	0.0	1	0
Gambling Offenses	0	0		0.0	0	0
Pornography	13	10	-23.1%	0.1	1	0
Prostitution Offenses	0	0		0.0	0	0
Weapon Law Violations	40	32	-20.0%	0.2	11	0
Grand Total	4,599	3,926	-14.6%	26.5	716	825

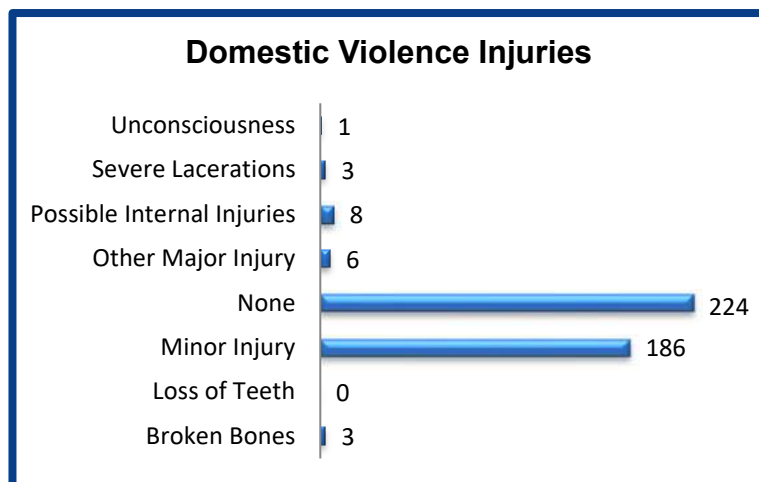
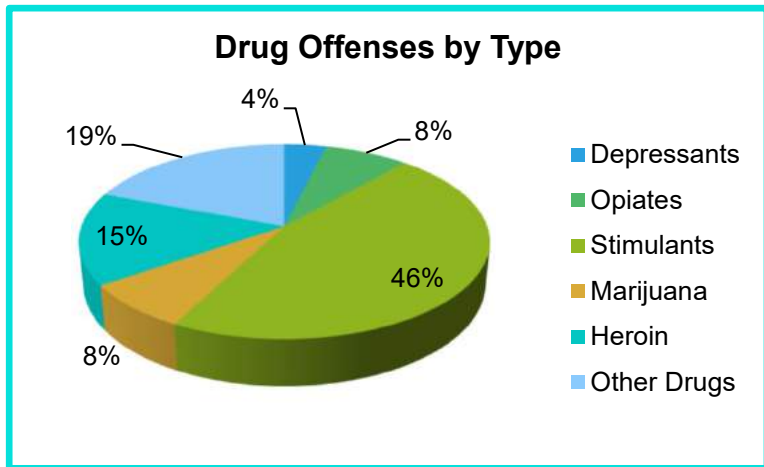
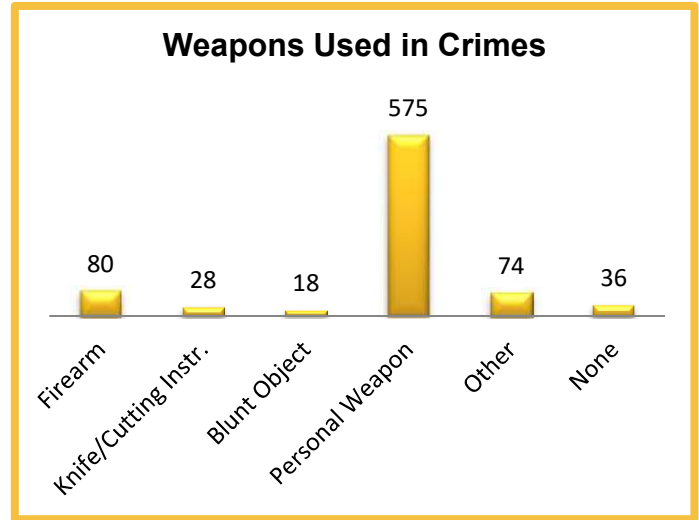
2021 Washington NIBRS Submission Agencies

THURSTON SO

Continued

2021 Group B Arrests

Offense	Adult	Juvenile
Bad Checks	0	0
Curfew/Vagrancy	0	0
Disorderly Conduct	1	0
Drunkenness	0	0
DUI	117	1
Family Offenses	0	0
Liquor Law Violations	0	0
Peeping Tom	0	0
Trespass	3	0
All Other Offenses	26	1
Total	147	2



2021 Property Values by Type

Type	Value
Seized	\$5,409
Burned	\$385,054
Counterfeited/Forged	\$321,600
Destroyed/Damaged	\$6,199,353
Recovered	\$1,129,384
Stolen	\$8,721,145
Total	\$16,761,945

2021 Washington NIBRS Submission Agencies

EVERGREEN ST COLLEGE PD

Thurston County

Population: 0
Months Reported: 12

Offense Overview

Offense Total 34
of Cleared Offense 0
Percent Cleared 0.0%

Group A Arrest Overview

Arrest Total 0
Adult Arrest Total 0
Juvenile Arrest Total 0

Group A Offenses	Reported 2020	Reported 2021	% of Change	Crime Rate per 1,000	Total Arrests	DV Offense Totals
Murder	0	0		0.0	0	0
Manslaughter	0	0		0.0	0	0
Rape	0	0		0.0	0	0
Sodomy	0	0		0.0	0	0
Sexual Assault w/Object	0	0		0.0	0	0
Fondling	0	0		0.0	0	0
Aggravated Assault	0	0		0.0	0	0
Simple Assault	0	0		0.0	0	0
Intimidation	0	0		0.0	0	0
Kidnapping	0	0		0.0	0	0
Incest	0	0		0.0	0	0
Statutory Rape	0	0		0.0	0	0
Human Trafficking Offenses	0	0		0.0	0	0
Violation of No Contact/Protect.	0	0		0.0	0	0
Robbery	0	0		0.0	0	0
Burglary	2	0	-100.0%	0.0	0	0
Larceny-Theft Offenses	7	1	-85.7%	0.0	0	0
Motor Vehicle Theft	0	1		0.0	0	0
Arson	0	0		0.0	0	0
Destruction of Property	102	32	-68.6%	0.0	0	0
Counterfeiting/Forgery	4	0	-100.0%	0.0	0	0
Fraud Offenses	1	0	-100.0%	0.0	0	0
Embezzlement	0	0		0.0	0	0
Extortion/Blackmail	1	0	-100.0%	0.0	0	0
Bribery	0	0		0.0	0	0
Stolen Property Offenses	2	0	-100.0%	0.0	0	0
Animal Cruelty	0	0		0.0	0	0
Drug/Narcotic Violations	8	0	-100.0%	0.0	0	0
Drug Equipment Violations	0	0		0.0	0	0
Gambling Offenses	0	0		0.0	0	0
Pornography	0	0		0.0	0	0
Prostitution Offenses	0	0		0.0	0	0
Weapon Law Violations	0	0		0.0	0	0
Grand Total	127	34	-73.2%	0.0	0	0

2021 Washington NIBRS Submission Agencies

EVERGREEN ST COLLEGE PD

Continued

2021 Group B Arrests

Offense	Adult	Juvenile
Bad Checks	0	0
Curfew/Vagrancy	0	0
Disorderly Conduct	0	0
Drunkenness	0	0
DUI	1	0
Family Offenses	0	0
Liquor Law Violations	0	0
Peeping Tom	0	0
Trespass	0	0
All Other Offenses	8	0
Total	9	0

Weapons Used in Crimes

**No Weapons
Reported**

Drug Offenses by Type

**No Drug Offenses by Type
Reported**

Relationship of Victim to Offender

Other	0
Not Known	11
Outside Family	0
Within Family	0

Domestic Violence Injuries

**No Domestic Violence
Injuries Reported**

2021 Property Values by Type

Type	Value
Seized	\$0
Burned	\$0
Counterfeited/Forged	\$0
Destroyed/Damaged	\$12,194
Recovered	\$0
Stolen	\$2,825
Total	\$15,019

2021 Washington NIBRS Submission Agencies

LACEY PD

Thurston County

Population: 57,293
Months Reported: 12

Offense Overview

Offense Total 3,122
of Cleared Offense 630
Percent Cleared 20.2%

Group A Arrest Overview

Arrest Total 559
Adult Arrest Total 534
Juvenile Arrest Total 25

Group A Offenses	Reported 2020	Reported 2021	% of Change	Crime Rate per 1,000	Total Arrests	DV Offense Totals
Murder	0	0		0.0	0	0
Manslaughter	0	0		0.0	0	0
Rape	13	22	69.2%	0.4	3	4
Sodomy	1	2	100.0%	0.0	0	0
Sexual Assault w/Object	0	0		0.0	0	0
Fondling	39	37	-5.1%	0.6	1	1
Aggravated Assault	52	60	15.4%	1.0	30	23
Simple Assault	251	307	22.3%	5.4	168	157
Intimidation	88	110	25.0%	1.9	37	25
Kidnapping	10	11	10.0%	0.2	8	7
Incest	0	0		0.0	0	0
Statutory Rape	1	1	0.0%	0.0	0	0
Human Trafficking Offenses	0	1		0.0	0	0
Violation of No Contact/Protect.	148	149	0.7%	2.6	45	92
Robbery	22	33	50.0%	0.6	14	0
Burglary	175	171	-2.3%	3.0	20	17
Larceny-Theft Offenses	1,162	1,237	6.5%	21.6	163	3
Motor Vehicle Theft	126	206	63.5%	3.6	7	0
Arson	7	9	28.6%	0.2	1	0
Destruction of Property	347	475	36.9%	8.3	37	27
Counterfeiting/Forgery	31	11	-64.5%	0.2	0	0
Fraud Offenses	231	214	-7.4%	3.7	0	0
Embezzlement	0	0		0.0	0	0
Extortion/Blackmail	1	7	600.0%	0.1	0	0
Bribery	0	0		0.0	0	0
Stolen Property Offenses	23	23	0.0%	0.4	18	0
Animal Cruelty	0	1		0.0	0	0
Drug/Narcotic Violations	68	12	-82.4%	0.2	3	0
Drug Equipment Violations	5	0	-100.0%	0.0	0	0
Gambling Offenses	0	0		0.0	0	0
Pornography	4	3	-25.0%	0.1	0	0
Prostitution Offenses	0	0		0.0	0	0
Weapon Law Violations	18	20	11.1%	0.3	4	0
Grand Total	2,823	3,122	10.6%	54.5	559	356

2021 Washington NIBRS Submission Agencies

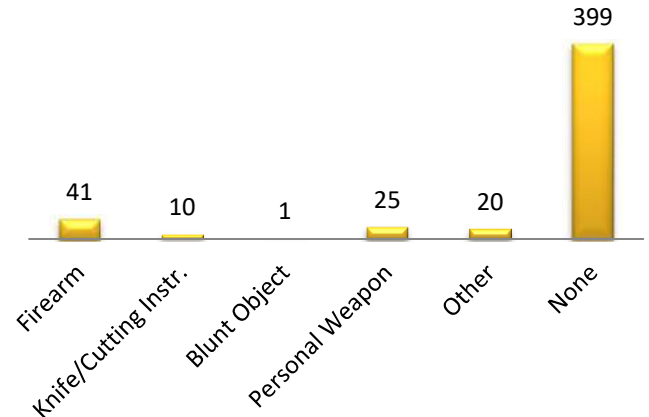
LACEY PD

Continued

2021 Group B Arrests

Offense	Adult	Juvenile
Bad Checks	0	0
Curfew/Vagrancy	0	0
Disorderly Conduct	12	0
Drunkenness	0	0
DUI	55	1
Family Offenses	0	0
Liquor Law Violations	0	0
Peeping Tom	0	0
Trespass	56	0
All Other Offenses	250	15
Total	373	16

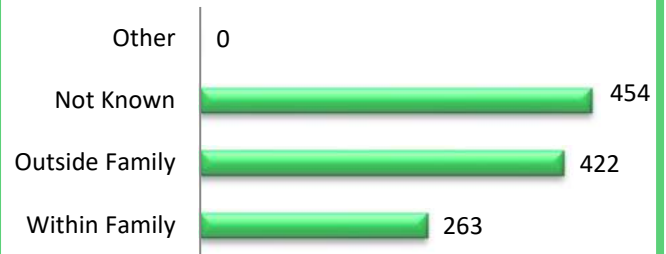
Weapons Used in Crimes



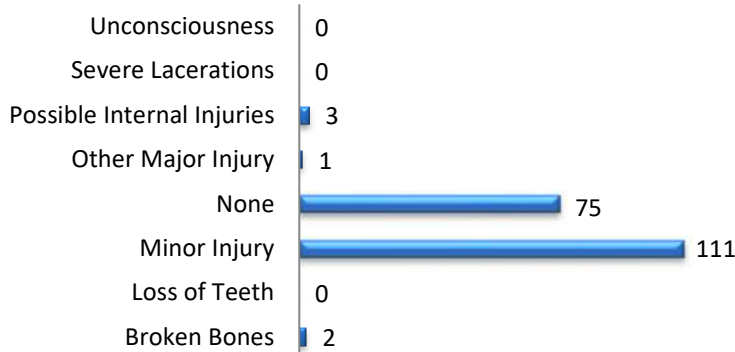
Drug Offenses by Type

No Drug Offenses by Type Reported

Relationship of Victim to Offender



Domestic Violence Injuries



2021 Property Values by Type

Type	Value
Seized	\$1
Burned	\$17,932
Counterfeited/Forged	\$544
Destroyed/Damaged	\$310,591
Recovered	\$814,918
Stolen	\$4,552,332
Total	\$5,696,318

2021 Washington NIBRS Submission Agencies

OLYMPIA PD

Thurston County

Population: 55,010
Months Reported: 12

Offense Overview

Offense Total 4,493
of Cleared Offense 961
Percent Cleared 21.4%

Group A Arrest Overview

Arrest Total 803
Adult Arrest Total 782
Juvenile Arrest Total 21

Group A Offenses	Reported 2020	Reported 2021	% of Change	Crime Rate per 1,000	Total Arrests	DV Offense Totals
Murder	1	1	0.0%	0.0	0	0
Manslaughter	0	0		0.0	0	0
Rape	24	34	41.7%	0.6	2	1
Sodomy	1	1	0.0%	0.0	0	1
Sexual Assault w/Object	1	0	-100.0%	0.0	0	0
Fondling	37	30	-18.9%	0.5	0	1
Aggravated Assault	187	143	-23.5%	2.6	71	28
Simple Assault	511	478	-6.5%	8.7	256	207
Intimidation	150	145	-3.3%	2.6	54	33
Kidnapping	12	18	50.0%	0.3	13	10
Incest	0	0		0.0	0	0
Statutory Rape	1	1	0.0%	0.0	0	0
Human Trafficking Offenses	0	2		0.0	0	0
Violation of No Contact/Protect.	207	218	5.3%	4.0	66	130
Robbery	71	72	1.4%	1.3	33	2
Burglary	299	349	16.7%	6.3	51	35
Larceny-Theft Offenses	1,316	1,551	17.9%	28.2	114	4
Motor Vehicle Theft	202	284	40.6%	5.2	2	0
Arson	12	8	-33.3%	0.1	3	0
Destruction of Property	700	822	17.4%	14.9	76	33
Counterfeiting/Forgery	38	50	31.6%	0.9	1	0
Fraud Offenses	409	159	-61.1%	2.9	3	0
Embezzlement	1	1	0.0%	0.0	0	0
Extortion/Blackmail	1	0	-100.0%	0.0	0	0
Bribery	0	0		0.0	0	0
Stolen Property Offenses	47	29	-38.3%	0.5	31	0
Animal Cruelty	0	1		0.0	0	0
Drug/Narcotic Violations	172	46	-73.3%	0.8	10	0
Drug Equipment Violations	47	14	-70.2%	0.3	5	0
Gambling Offenses	0	0		0.0	0	0
Pornography	14	3	-78.6%	0.1	0	0
Prostitution Offenses	0	0		0.0	0	0
Weapon Law Violations	22	33	50.0%	0.6	12	0
Grand Total	4,483	4,493	0.2%	81.7	803	485

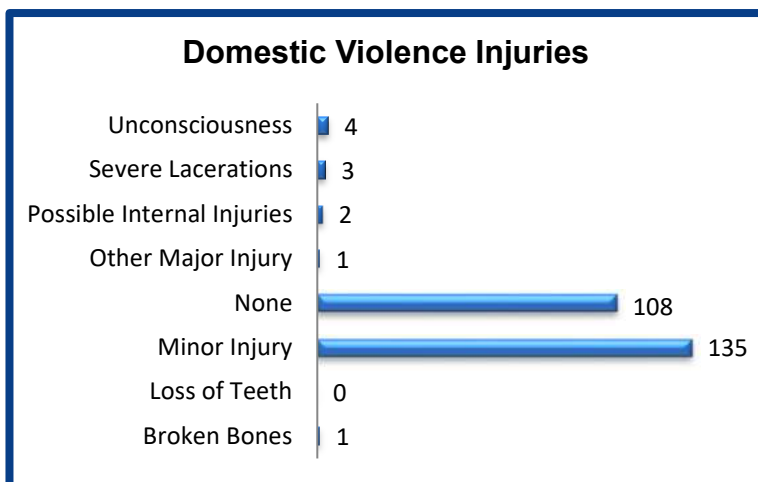
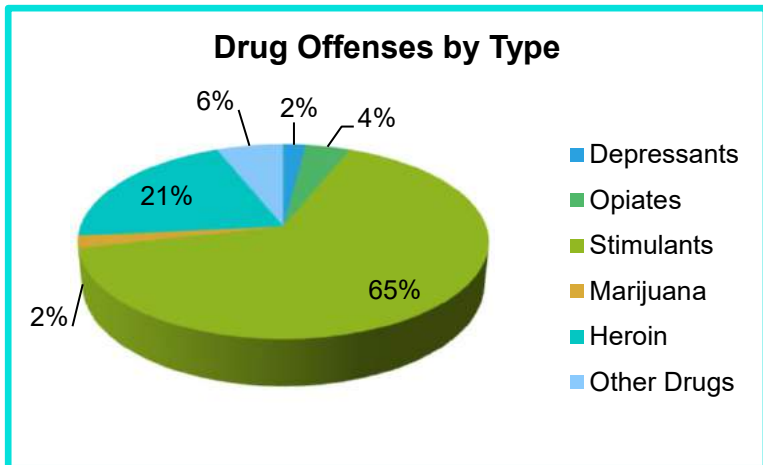
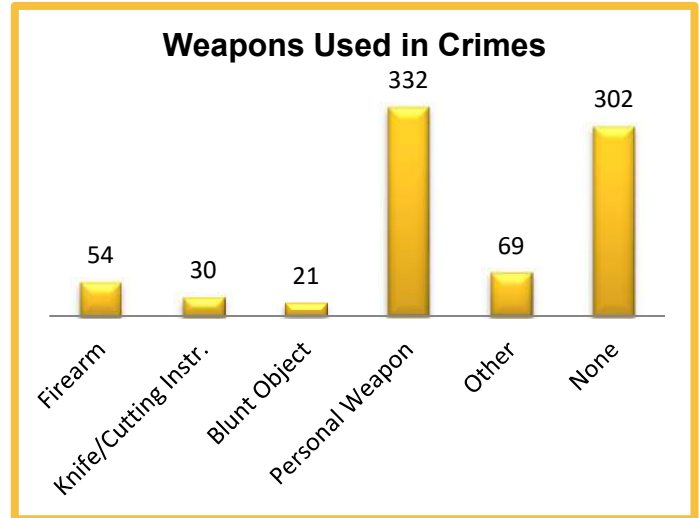
2021 Washington NIBRS Submission Agencies

OLYMPIA PD

Continued

2021 Group B Arrests

Offense	Adult	Juvenile
Bad Checks	0	0
Curfew/Vagrancy	0	0
Disorderly Conduct	44	0
Drunkenness	0	0
DUI	92	0
Family Offenses	0	0
Liquor Law Violations	1	0
Peeping Tom	0	0
Trespass	88	0
All Other Offenses	92	0
Total	317	0



2021 Property Values by Type

Type	Value
Seized	\$118
Burned	\$311,000
Counterfeited/Forged	\$94,724
Destroyed/Damaged	\$1,296,182
Recovered	\$2,406,006
Stolen	\$6,327,952
Total	\$10,435,982

2021 Washington NIBRS Submission Agencies

TUMWATER PD

Thurston County

Population: 25,360
Months Reported: 12

Offense Overview

Offense Total 1,434
of Cleared Offense 305
Percent Cleared 21.3%

Group A Arrest Overview

Arrest Total 249
Adult Arrest Total 233
Juvenile Arrest Total 16

Group A Offenses	Reported 2020	Reported 2021	% of Change	Crime Rate per 1,000	Total Arrests	DV Offense Totals
Murder	0	0		0.0	0	0
Manslaughter	0	0		0.0	0	0
Rape	10	7	-30.0%	0.3	3	2
Sodomy	0	1		0.0	0	0
Sexual Assault w/Object	1	0	-100.0%	0.0	0	0
Fondling	14	23	64.3%	0.9	1	3
Aggravated Assault	40	37	-7.5%	1.5	21	20
Simple Assault	129	144	11.6%	5.7	83	91
Intimidation	35	31	-11.4%	1.2	8	10
Kidnapping	6	5	-16.7%	0.2	7	4
Incest	1	0	-100.0%	0.0	0	0
Statutory Rape	6	2	-66.7%	0.1	1	0
Human Trafficking Offenses	0	0		0.0	0	0
Violation of No Contact/Protect.	85	75	-11.8%	3.0	28	63
Robbery	13	9	-30.8%	0.4	4	1
Burglary	97	120	23.7%	4.7	11	4
Larceny-Theft Offenses	477	512	7.3%	20.2	46	4
Motor Vehicle Theft	68	93	36.8%	3.7	2	1
Arson	2	2	0.0%	0.1	0	0
Destruction of Property	201	236	17.4%	9.3	17	18
Counterfeiting/Forgery	9	9	0.0%	0.4	0	0
Fraud Offenses	79	76	-3.8%	3.0	1	1
Embezzlement	0	0		0.0	0	0
Extortion/Blackmail	1	0	-100.0%	0.0	0	0
Bribery	0	0		0.0	0	0
Stolen Property Offenses	24	11	-54.2%	0.4	7	0
Animal Cruelty	0	0		0.0	0	0
Drug/Narcotic Violations	88	17	-80.7%	0.7	1	0
Drug Equipment Violations	7	3	-57.1%	0.1	2	0
Gambling Offenses	0	0		0.0	0	0
Pornography	3	4	33.3%	0.2	0	0
Prostitution Offenses	0	0		0.0	0	0
Weapon Law Violations	10	17	70.0%	0.7	6	0
Grand Total	1,406	1,434	2.0%	56.5	249	222

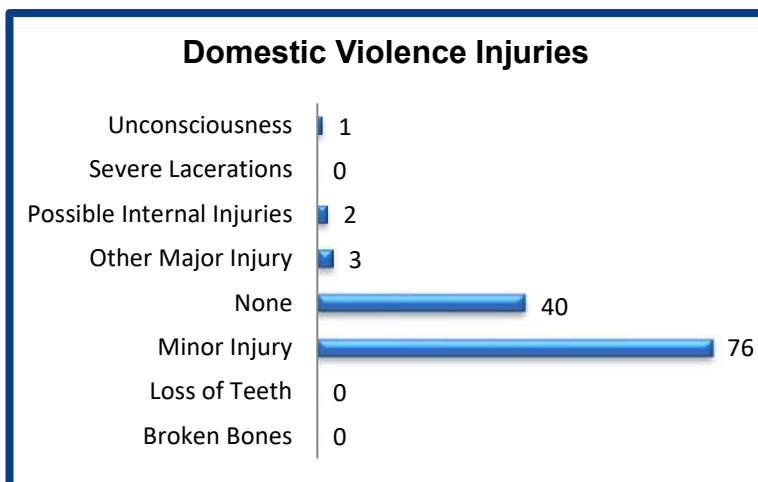
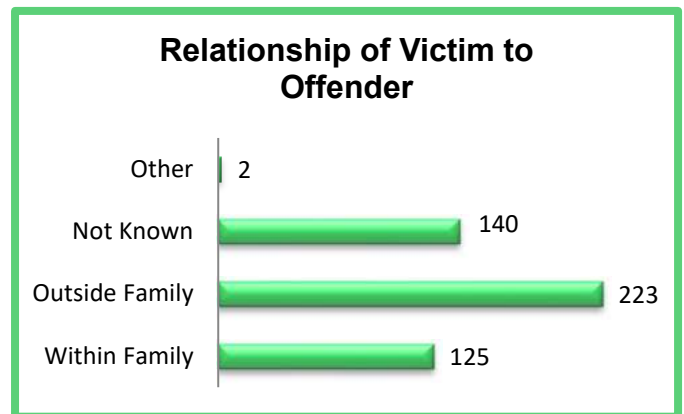
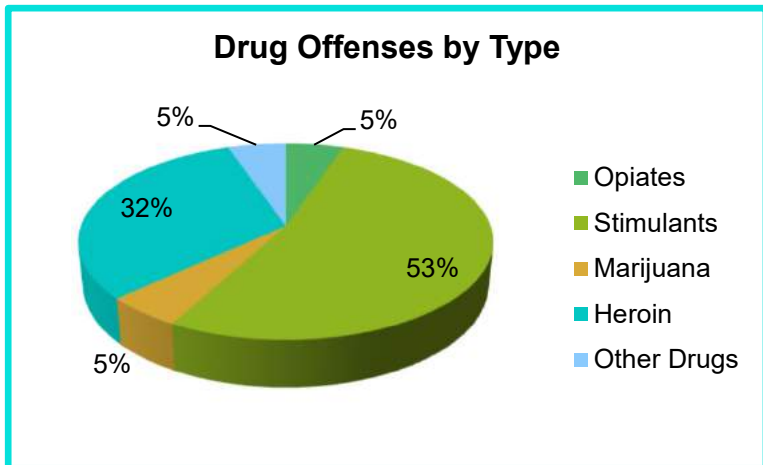
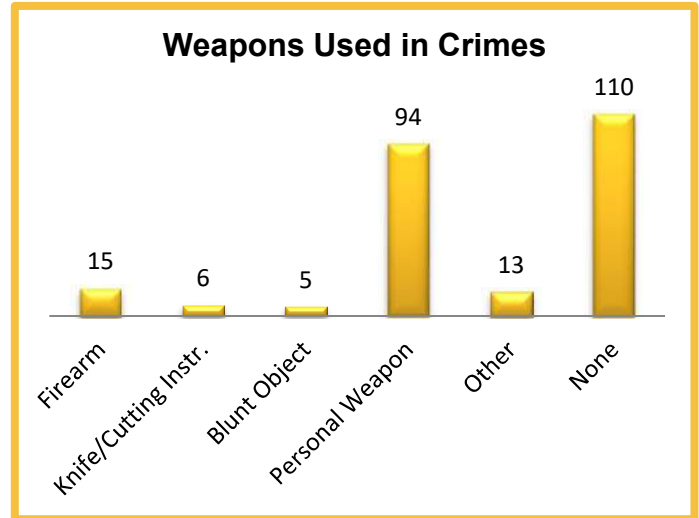
2021 Washington NIBRS Submission Agencies

TUMWATER PD

Continued

2021 Group B Arrests

Offense	Adult	Juvenile
Bad Checks	0	0
Curfew/Vagrancy	0	0
Disorderly Conduct	8	0
Drunkenness	0	0
DUI	40	0
Family Offenses	0	0
Liquor Law Violations	0	0
Peeping Tom	0	0
Trespass	25	0
All Other Offenses	138	4
Total	211	4



2021 Property Values by Type

Type	Value
Seized	\$2,719
Burned	\$5,500
Counterfeited/Forged	\$4,993
Destroyed/Damaged	\$742,219
Recovered	\$668,294
Stolen	\$3,810,614
Total	\$5,234,339

2021 Washington NIBRS Submission Agencies

WA ST GAMBLING COMM.

State Agency

Population:

0

Months Reported:

11

Offense Overview

Offense Total 44
of Cleared Offense 0
Percent Cleared 0.0%

Group A Arrest Overview

Arrest Total 0
Adult Arrest Total 0
Juvenile Arrest Total 0

Group A Offenses	Reported 2020	Reported 2021	% of Change*	Crime Rate per 1,000	Total Arrests	DV Offense Totals
Murder	0	0		0.0	0	0
Manslaughter	0	0		0.0	0	0
Rape	0	0		0.0	0	0
Sodomy	0	0		0.0	0	0
Sexual Assault w/Object	0	0		0.0	0	0
Fondling	0	0		0.0	0	0
Aggravated Assault	0	0		0.0	0	0
Simple Assault	0	0		0.0	0	0
Intimidation	0	0		0.0	0	0
Kidnapping	0	0		0.0	0	0
Incest	0	0		0.0	0	0
Statutory Rape	0	0		0.0	0	0
Human Trafficking Offenses	0	0		0.0	0	0
Violation of No Contact/Protect.	0	0		0.0	0	0
Robbery	0	0		0.0	0	0
Burglary	0	0		0.0	0	0
Larceny-Theft Offenses	24	19		0.0	0	0
Motor Vehicle Theft	0	0		0.0	0	0
Arson	0	0		0.0	0	0
Destruction of Property	0	0		0.0	0	0
Counterfeiting/Forgery	0	4		0.0	0	0
Fraud Offenses	3	0		0.0	0	0
Embezzlement	1	1		0.0	0	0
Extortion/Blackmail	0	0		0.0	0	0
Bribery	0	0		0.0	0	0
Stolen Property Offenses	0	0		0.0	0	0
Animal Cruelty	0	0		0.0	0	0
Drug/Narcotic Violations	0	0		0.0	0	0
Drug Equipment Violations	0	0		0.0	0	0
Gambling Offenses	17	20		0.0	0	0
Pornography	0	0		0.0	0	0
Prostitution Offenses	0	0		0.0	0	0
Weapon Law Violations	0	0		0.0	0	0
Grand Total	45	44		0.0	0	0

* Please see #10 in the NIBRS Individual Agency Page Table Legend on page 88

2021 Washington NIBRS Submission Agencies

WA ST GAMBLING COMM.

Continued

2021 Group B Arrests

Offense	Adult	Juvenile
Bad Checks	0	0
Curfew/Vagrancy	0	0
Disorderly Conduct	0	0
Drunkenness	0	0
DUI	0	0
Family Offenses	0	0
Liquor Law Violations	0	0
Peeping Tom	0	0
Trespass	0	0
All Other Offenses	0	0
Total	0	0

Weapons Used in Crimes

**No Weapons
Reported**

Drug Offenses by Type

**No Drug Offenses by Type
Reported**

Relationship of Victim to Offender

Other	0
Not Known	1
Outside Family	0
Within Family	0

Domestic Violence Injuries

**No Domestic Violence
Injuries Reported**

2021 Property Values by Type

Type	Value
Seized	\$121,439
Burned	\$0
Counterfeited/Forged	\$11,000
Destroyed/Damaged	\$0
Recovered	\$0
Stolen	\$119,150
Total	\$251,589

2021 Washington NIBRS Submission Agencies

WA ST INSURANCE COMM.

State Agency

Population: 0
Months Reported: 12

Offense Overview

Offense Total 85
of Cleared Offense 0
Percent Cleared 0.0%

Group A Arrest Overview

Arrest Total 0
Adult Arrest Total 0
Juvenile Arrest Total 0

Group A Offenses	Reported 2020	Reported 2021	% of Change	Crime Rate per 1,000	Total Arrests	DV Offense Totals
Murder	0	0		0.0	0	0
Manslaughter	0	0		0.0	0	0
Rape	0	0		0.0	0	0
Sodomy	0	0		0.0	0	0
Sexual Assault w/Object	0	0		0.0	0	0
Fondling	0	0		0.0	0	0
Aggravated Assault	0	0		0.0	0	0
Simple Assault	0	0		0.0	0	0
Intimidation	0	0		0.0	0	0
Kidnapping	0	0		0.0	0	0
Incest	0	0		0.0	0	0
Statutory Rape	0	0		0.0	0	0
Human Trafficking Offenses	0	0		0.0	0	0
Violation of No Contact/Protect.	0	0		0.0	0	0
Robbery	0	0		0.0	0	0
Burglary	0	0		0.0	0	0
Larceny-Theft Offenses	2	1	-50.0%	0.0	0	0
Motor Vehicle Theft	0	0		0.0	0	0
Arson	0	0		0.0	0	0
Destruction of Property	0	0		0.0	0	0
Counterfeiting/Forgery	1	0	-100.0%	0.0	0	0
Fraud Offenses	84	84	0.0%	0.0	0	0
Embezzlement	0	0		0.0	0	0
Extortion/Blackmail	0	0		0.0	0	0
Bribery	0	0		0.0	0	0
Stolen Property Offenses	0	0		0.0	0	0
Animal Cruelty	0	0		0.0	0	0
Drug/Narcotic Violations	0	0		0.0	0	0
Drug Equipment Violations	0	0		0.0	0	0
Gambling Offenses	0	0		0.0	0	0
Pornography	0	0		0.0	0	0
Prostitution Offenses	0	0		0.0	0	0
Weapon Law Violations	0	0		0.0	0	0
Grand Total	87	85	-2.3%	0.0	0	0

2021 Washington NIBRS Submission Agencies

WA ST INSURANCE COMM.

Continued

2021 Group B Arrests

Offense	Adult	Juvenile
Bad Checks	0	0
Curfew/Vagrancy	0	0
Disorderly Conduct	0	0
Drunkenness	0	0
DUI	0	0
Family Offenses	0	0
Liquor Law Violations	0	0
Peeping Tom	0	0
Trespass	0	0
All Other Offenses	0	0
Total	0	0

Weapons Used in Crimes

No Weapons
Reported

Drug Offenses by Type

No Drug Offenses by Type
Reported

Relationship of Victim to Offender

No Relationships
Reported

Domestic Violence Injuries

No Domestic Violence
Injuries Reported

2021 Property Values by Type

Type	Value
Seized	0
Burned	0
Counterfeited/Forged	0
Destroyed/Damaged	0
Recovered	0
Stolen	0
Total	\$0

2021 Washington NIBRS Submission Agencies

WA ST PARKS & REC COMM.

State Agency

Population: 0
Months Reported: 12

Offense Overview

Offense Total 663
of Cleared Offense 12
Percent Cleared 1.8%

Group A Arrest Overview

Arrest Total 9
Adult Arrest Total 8
Juvenile Arrest Total 1

Group A Offenses	Reported 2020	Reported 2021	% of Change*	Crime Rate per 1,000	Total Arrests	DV Offense Totals
Murder	0	0		0.0	0	0
Manslaughter	0	0		0.0	0	0
Rape	1	0		0.0	0	0
Sodomy	0	0		0.0	0	0
Sexual Assault w/Object	0	0		0.0	0	0
Fondling	0	0		0.0	0	0
Aggravated Assault	2	9		0.0	3	1
Simple Assault	22	22		0.0	5	9
Intimidation	6	17		0.0	0	4
Kidnapping	0	1		0.0	0	0
Incest	0	0		0.0	0	0
Statutory Rape	0	0		0.0	0	0
Human Trafficking Offenses	0	0		0.0	0	0
Violation of No Contact/Protect.	0	0		0.0	0	0
Robbery	1	1		0.0	0	0
Burglary	37	131		0.0	1	0
Larceny-Theft Offenses	95	172		0.0	0	0
Motor Vehicle Theft	1	14		0.0	0	0
Arson	1	5		0.0	0	0
Destruction of Property	94	259		0.0	0	1
Counterfeiting/Forgery	1	0		0.0	0	0
Fraud Offenses	1	8		0.0	0	0
Embezzlement	0	0		0.0	0	0
Extortion/Blackmail	0	0		0.0	0	0
Bribery	0	0		0.0	0	0
Stolen Property Offenses	1	3		0.0	0	0
Animal Cruelty	1	1		0.0	0	0
Drug/Narcotic Violations	3	11		0.0	0	0
Drug Equipment Violations	5	3		0.0	0	0
Gambling Offenses	0	0		0.0	0	0
Pornography	0	0		0.0	0	0
Prostitution Offenses	0	0		0.0	0	0
Weapon Law Violations	4	6		0.0	0	0
Grand Total	276	663		0.0	9	15

* Please see #10 in the NIBRS Individual Agency Page Table Legend on page 88

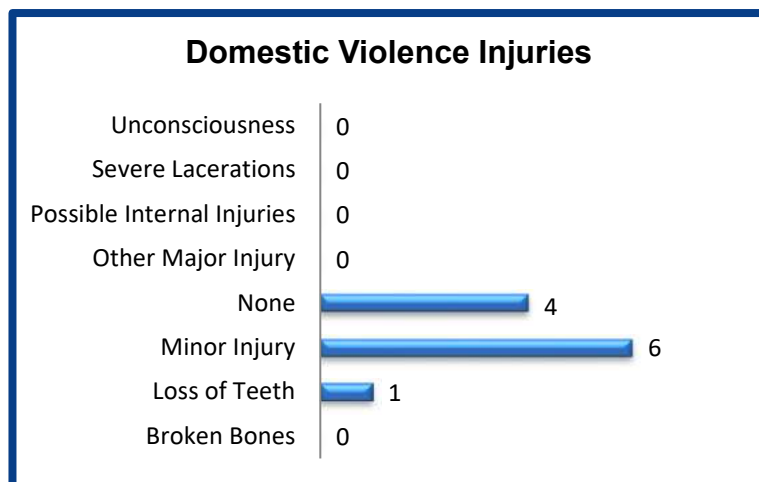
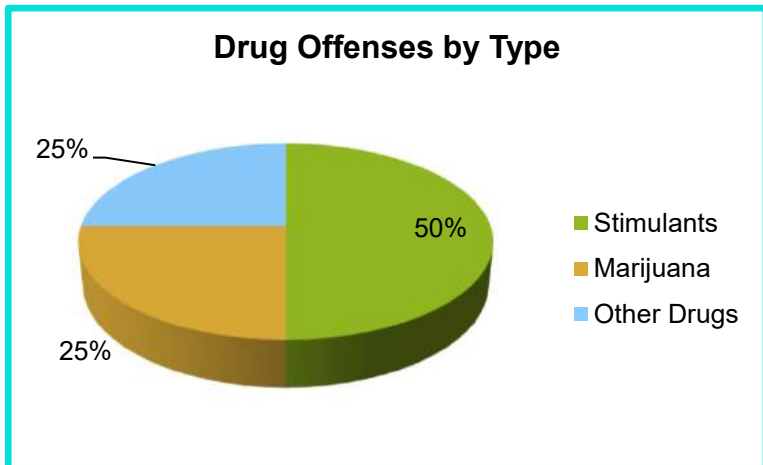
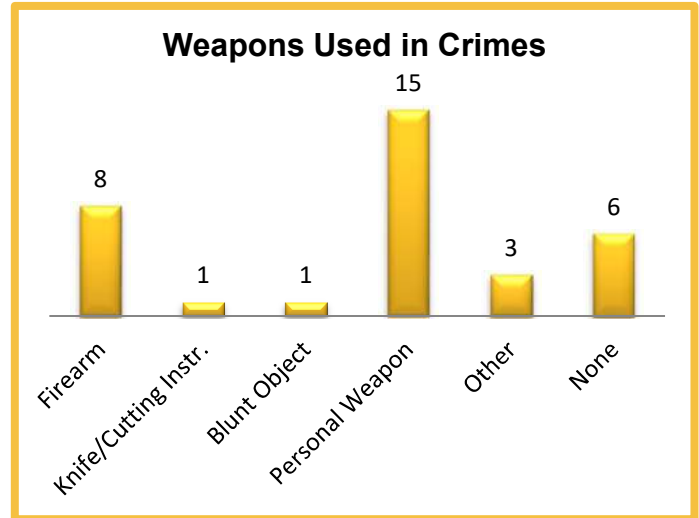
2021 Washington NIBRS Submission Agencies

WA ST PARKS & REC COMM.

Continued

2021 Group B Arrests

Offense	Adult	Juvenile
Bad Checks	0	0
Curfew/Vagrancy	0	0
Disorderly Conduct	0	0
Drunkenness	0	0
DUI	4	0
Family Offenses	0	0
Liquor Law Violations	1	0
Peeping Tom	0	0
Trespass	4	0
All Other Offenses	25	0
Total	34	0



2021 Property Values by Type

Type	Value
Seized	\$2
Burned	\$23
Counterfeited/Forged	\$0
Destroyed/Damaged	\$484,064
Recovered	\$102,906
Stolen	\$530,994
Total	\$1,117,989

2021 Washington NIBRS Submission Agencies

YELM PD

Thurston County

Population: 9,470
Months Reported: 7

Offense Overview

Offense Total 381
of Cleared Offense 155
Percent Cleared 40.7%

Group A Arrest Overview

Arrest Total 156
Adult Arrest Total 146
Juvenile Arrest Total 10

Group A Offenses	Reported 2020	Reported 2021	% of Change*	Crime Rate per 1,000	Total Arrests	DV Offense Totals
Murder	0	0		0.0	0	0
Manslaughter	0	0		0.0	0	0
Rape	4	2		0.2	1	0
Sodomy	1	0		0.0	0	0
Sexual Assault w/Object	0	0		0.0	0	0
Fondling	6	5		0.5	1	1
Aggravated Assault	15	10		1.1	8	4
Simple Assault	82	42		4.4	29	23
Intimidation	8	4		0.4	0	0
Kidnapping	4	1		0.1	0	0
Incest	0	0		0.0	0	0
Statutory Rape	1	0		0.0	0	0
Human Trafficking Offenses	0	0		0.0	0	0
Violation of No Contact/Protect.	21	10		1.1	10	6
Robbery	4	2		0.2	2	0
Burglary	61	45		4.8	2	0
Larceny-Theft Offenses	289	147		15.5	80	0
Motor Vehicle Theft	15	7		0.7	1	0
Arson	1	0		0.0	0	0
Destruction of Property	55	47		5.0	11	0
Counterfeiting/Forgery	16	7		0.7	1	0
Fraud Offenses	44	34		3.6	1	0
Embezzlement	0	0		0.0	0	0
Extortion/Blackmail	0	1		0.1	0	0
Bribery	0	0		0.0	0	0
Stolen Property Offenses	10	7		0.7	6	0
Animal Cruelty	0	2		0.2	0	0
Drug/Narcotic Violations	28	3		0.3	1	0
Drug Equipment Violations	14	1		0.1	0	0
Gambling Offenses	0	0		0.0	0	0
Pornography	2	1		0.1	0	0
Prostitution Offenses	0	0		0.0	0	0
Weapon Law Violations	3	3		0.3	2	0
Grand Total	684	381		40.2	156	34

* Please see #10 in the NIBRS Individual Agency Page Table Legend on page 88

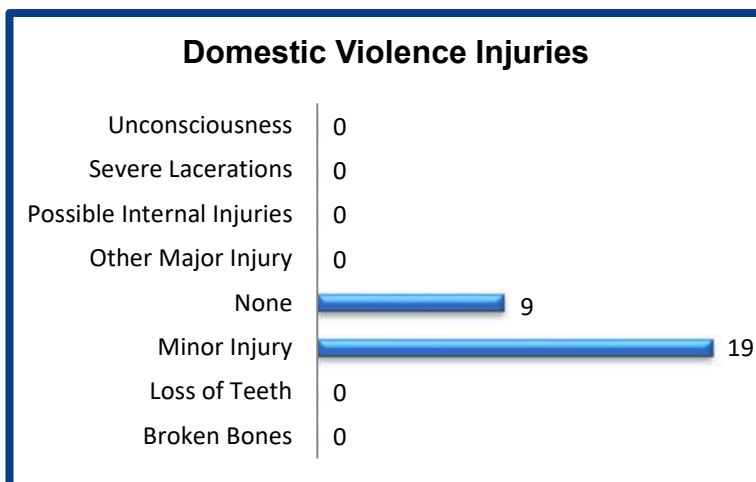
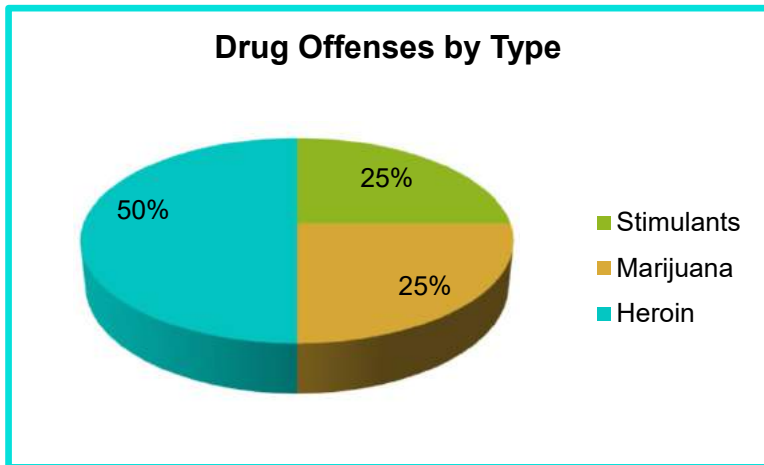
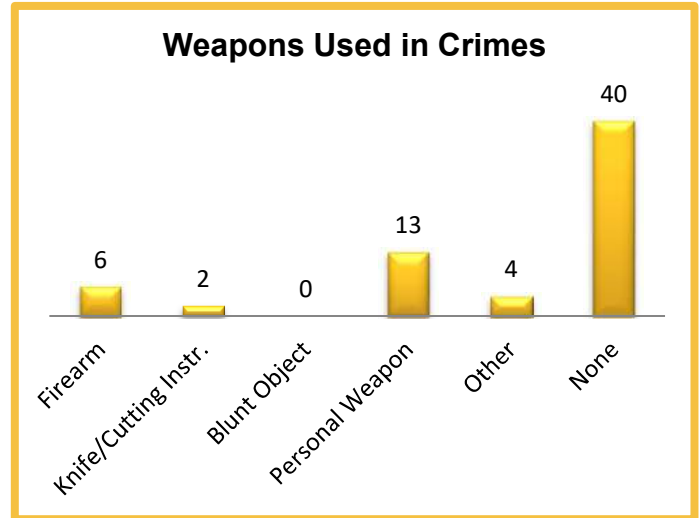
2021 Washington NIBRS Submission Agencies

YELM PD

Continued

2021 Group B Arrests

Offense	Adult	Juvenile
Bad Checks	0	0
Curfew/Vagrancy	0	0
Disorderly Conduct	3	0
Drunkenness	0	0
DUI	11	0
Family Offenses	0	0
Liquor Law Violations	1	0
Peeping Tom	0	0
Trespass	20	0
All Other Offenses	92	2
Total	127	2



2021 Property Values by Type

Type	Value
Seized	\$1
Burned	\$0
Counterfeited/Forged	\$31,225
Destroyed/Damaged	\$81,802
Recovered	\$496,626
Stolen	\$645,359
Total	\$1,255,013

2021 Washington NIBRS Submission Agencies

WAHIAKUM SO

Wahkiakum County

Population: 4,275
Months Reported: 10

Offense Overview

Offense Total 123
of Cleared Offense 35
Percent Cleared 28.5%

Group A Arrest Overview

Arrest Total 32
Adult Arrest Total 31
Juvenile Arrest Total 1

Group A Offenses	Reported 2020	Reported 2021	% of Change*	Crime Rate per 1,000	Total Arrests	DV Offense Totals
Murder	0	0		0.0	0	0
Manslaughter	0	0		0.0	0	0
Rape	1	7		1.6	1	3
Sodomy	0	0		0.0	0	0
Sexual Assault w/Object	0	0		0.0	0	0
Fondling	2	0		0.0	0	0
Aggravated Assault	5	3		0.7	2	2
Simple Assault	24	22		5.1	14	19
Intimidation	6	3		0.7	1	0
Kidnapping	0	0		0.0	0	0
Incest	0	0		0.0	0	0
Statutory Rape	0	0		0.0	0	0
Human Trafficking Offenses	0	0		0.0	0	0
Violation of No Contact/Protect.	5	9		2.1	7	7
Robbery	0	2		0.5	1	0
Burglary	7	12		2.8	2	0
Larceny-Theft Offenses	25	27		6.3	0	0
Motor Vehicle Theft	2	3		0.7	0	0
Arson	2	0		0.0	0	0
Destruction of Property	18	12		2.8	1	4
Counterfeiting/Forgery	2	1		0.2	0	0
Fraud Offenses	4	7		1.6	0	0
Embezzlement	0	0		0.0	0	0
Extortion/Blackmail	0	0		0.0	0	0
Bribery	0	0		0.0	0	0
Stolen Property Offenses	0	0		0.0	0	0
Animal Cruelty	0	0		0.0	0	0
Drug/Narcotic Violations	4	6		1.4	0	0
Drug Equipment Violations	2	5		1.2	0	0
Gambling Offenses	0	0		0.0	0	0
Pornography	1	1		0.2	0	0
Prostitution Offenses	0	0		0.0	0	0
Weapon Law Violations	0	3		0.7	3	0
Grand Total	110	123		28.8	32	35

* Please see #10 in the NIBRS Individual Agency Page Table Legend on page 88

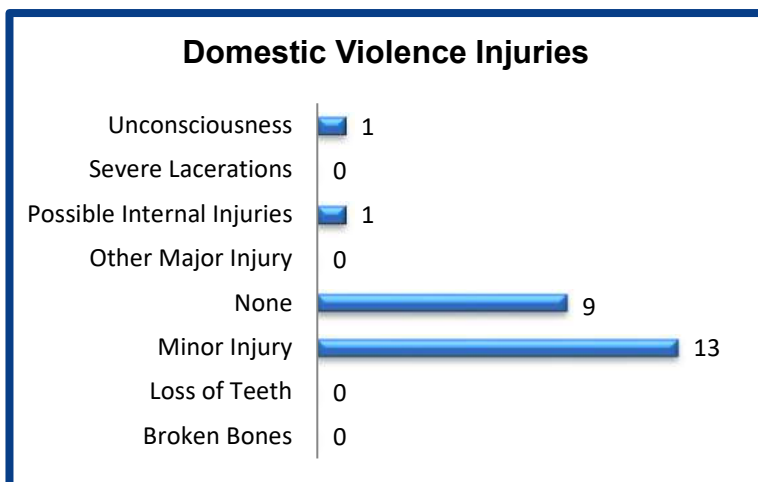
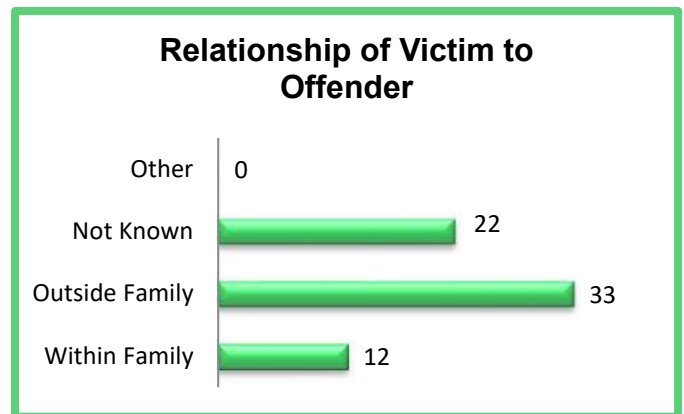
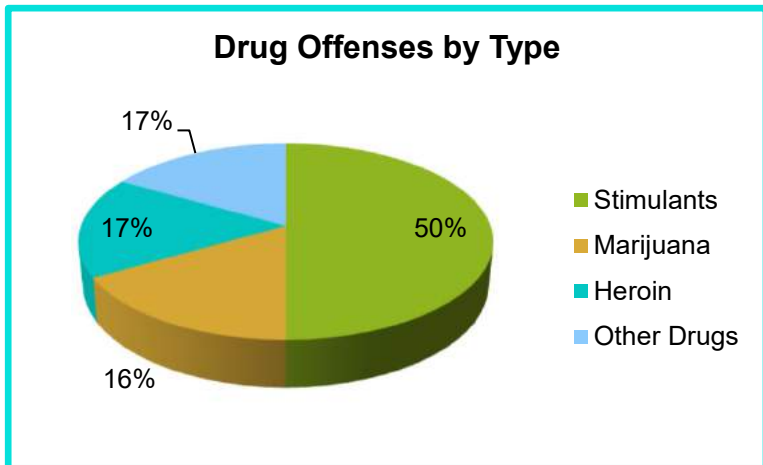
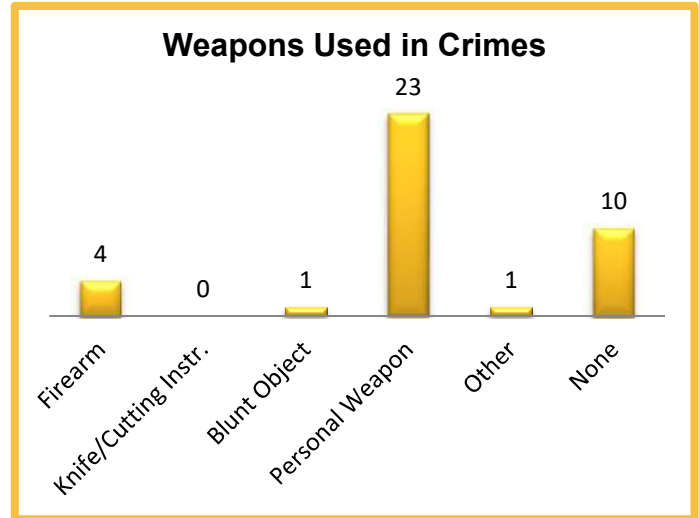
2021 Washington NIBRS Submission Agencies

WAHKIAKUM SO

Continued

2021 Group B Arrests

Offense	Adult	Juvenile
Bad Checks	0	0
Curfew/Vagrancy	0	0
Disorderly Conduct	0	0
Drunkenness	0	0
DUI	4	0
Family Offenses	0	0
Liquor Law Violations	0	0
Peeping Tom	0	0
Trespass	0	0
All Other Offenses	0	0
Total	4	0



2021 Property Values by Type

Type	Value
Seized	\$11
Burned	\$0
Counterfeited/Forged	\$200,000
Destroyed/Damaged	\$1,371
Recovered	\$501
Stolen	\$33,108
Total	\$234,991

2021 Washington NIBRS Submission Agencies

WALLA WALLA SO

Walla Walla County

Population: 18,565
Months Reported: 12

Offense Overview

Offense Total 749
of Cleared Offense 166
Percent Cleared 22.2%

Group A Arrest Overview

Arrest Total 124
Adult Arrest Total 114
Juvenile Arrest Total 10

Group A Offenses	Reported 2020	Reported 2021	% of Change	Crime Rate per 1,000	Total Arrests	DV Offense Totals
Murder	1	0	-100.0%	0.0	0	0
Manslaughter	0	0		0.0	0	0
Rape	5	3	-40.0%	0.2	1	2
Sodomy	0	0		0.0	0	0
Sexual Assault w/Object	0	0		0.0	0	0
Fondling	12	5	-58.3%	0.3	1	4
Aggravated Assault	35	40	14.3%	2.2	20	19
Simple Assault	70	63	-10.0%	3.4	19	41
Intimidation	15	13	-13.3%	0.7	4	2
Kidnapping	5	2	-60.0%	0.1	1	2
Incest	0	0		0.0	0	0
Statutory Rape	0	1		0.1	0	1
Human Trafficking Offenses	0	0		0.0	0	0
Violation of No Contact/Protect.	39	37	-5.1%	2.0	16	25
Robbery	2	4	100.0%	0.2	11	1
Burglary	115	85	-26.1%	4.6	13	3
Larceny-Theft Offenses	307	237	-22.8%	12.8	10	1
Motor Vehicle Theft	51	33	-35.3%	1.8	3	2
Arson	2	1	-50.0%	0.1	0	0
Destruction of Property	153	125	-18.3%	6.7	8	10
Counterfeiting/Forgery	3	8	166.7%	0.4	0	0
Fraud Offenses	59	39	-33.9%	2.1	0	0
Embezzlement	0	0		0.0	0	0
Extortion/Blackmail	0	3		0.2	0	0
Bribery	0	0		0.0	0	0
Stolen Property Offenses	22	21	-4.5%	1.1	11	0
Animal Cruelty	1	5	400.0%	0.3	2	0
Drug/Narcotic Violations	24	9	-62.5%	0.5	1	0
Drug Equipment Violations	18	7	-61.1%	0.4	3	0
Gambling Offenses	0	0		0.0	0	0
Pornography	1	1	0.0%	0.1	0	0
Prostitution Offenses	0	0		0.0	0	0
Weapon Law Violations	8	7	-12.5%	0.4	0	0
Grand Total	948	749	-21.0%	40.3	124	113

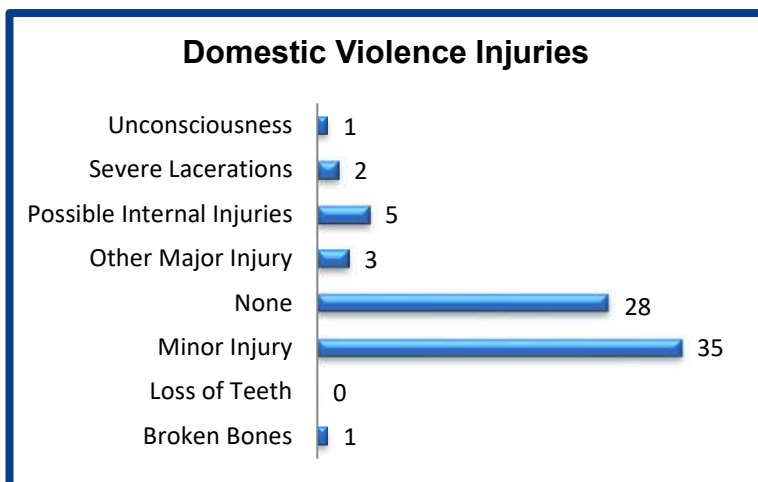
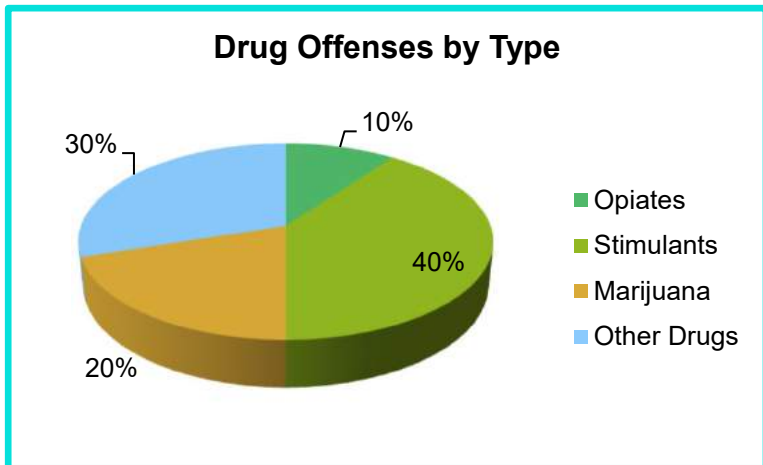
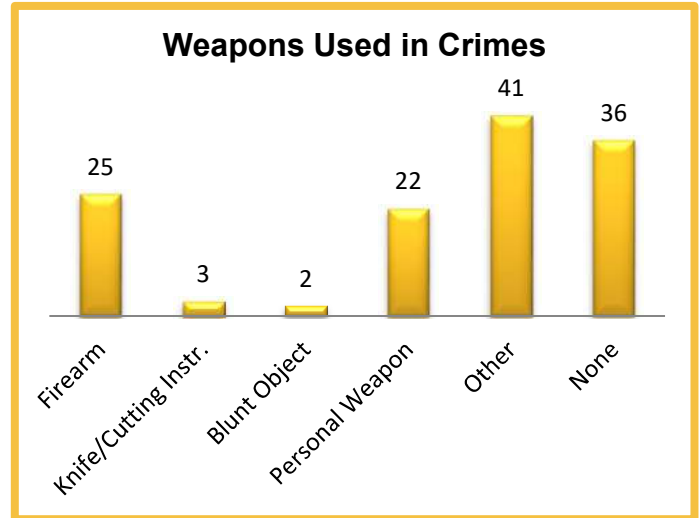
2021 Washington NIBRS Submission Agencies

WALLA WALLA SO

Continued

2021 Group B Arrests

Offense	Adult	Juvenile
Bad Checks	1	0
Curfew/Vagrancy	0	0
Disorderly Conduct	0	0
Drunkenness	0	0
DUI	22	1
Family Offenses	0	0
Liquor Law Violations	0	0
Peeping Tom	0	0
Trespass	5	1
All Other Offenses	42	0
Total	70	2



2021 Property Values by Type

Type	Value
Seized	\$26
Burned	\$2
Counterfeited/Forged	\$16,202
Destroyed/Damaged	\$70,018
Recovered	\$119,276
Stolen	\$1,166,423
Total	\$1,371,947

2021 Washington NIBRS Submission Agencies

COLLEGE PLACE PD

Walla Walla County

Population: 9,675
Months Reported: 12

Offense Overview

Offense Total 336
of Cleared Offense 184
Percent Cleared 54.8%

Group A Arrest Overview

Arrest Total 168
Adult Arrest Total 158
Juvenile Arrest Total 10

Group A Offenses	Reported 2020	Reported 2021	% of Change	Crime Rate per 1,000	Total Arrests	DV Offense Totals
Murder	0	0		0.0	0	0
Manslaughter	0	0		0.0	0	0
Rape	2	0	-100.0%	0.0	1	0
Sodomy	0	1		0.1	0	1
Sexual Assault w/Object	0	0		0.0	0	0
Fondling	0	3		0.3	0	2
Aggravated Assault	5	9	80.0%	0.9	6	8
Simple Assault	24	39	62.5%	4.0	20	24
Intimidation	4	3	-25.0%	0.3	1	0
Kidnapping	0	2		0.2	0	0
Incest	0	0		0.0	0	0
Statutory Rape	0	0		0.0	0	0
Human Trafficking Offenses	0	0		0.0	0	0
Violation of No Contact/Protect.	14	14	0.0%	1.4	7	11
Robbery	1	1	0.0%	0.1	4	0
Burglary	20	30	50.0%	3.1	13	0
Larceny-Theft Offenses	183	172	-6.0%	17.8	101	1
Motor Vehicle Theft	8	12	50.0%	1.2	1	0
Arson	0	1		0.1	1	0
Destruction of Property	16	22	37.5%	2.3	5	3
Counterfeiting/Forgery	4	1	-75.0%	0.1	0	0
Fraud Offenses	9	8	-11.1%	0.8	0	0
Embezzlement	0	0		0.0	0	0
Extortion/Blackmail	1	0	-100.0%	0.0	0	0
Bribery	0	0		0.0	0	0
Stolen Property Offenses	8	4	-50.0%	0.4	3	0
Animal Cruelty	0	0		0.0	0	0
Drug/Narcotic Violations	11	6	-45.5%	0.6	1	0
Drug Equipment Violations	8	1	-87.5%	0.1	0	0
Gambling Offenses	0	0		0.0	0	0
Pornography	0	0		0.0	0	0
Prostitution Offenses	0	0		0.0	0	0
Weapon Law Violations	10	7	-30.0%	0.7	4	0
Grand Total	328	336	2.4%	34.7	168	50

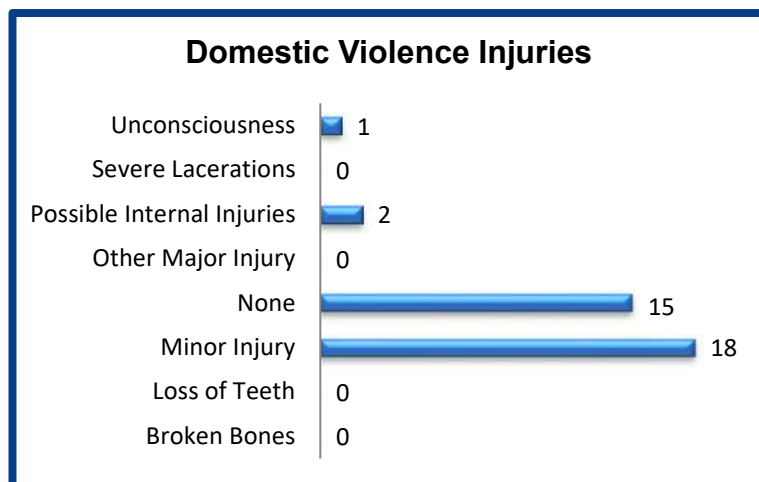
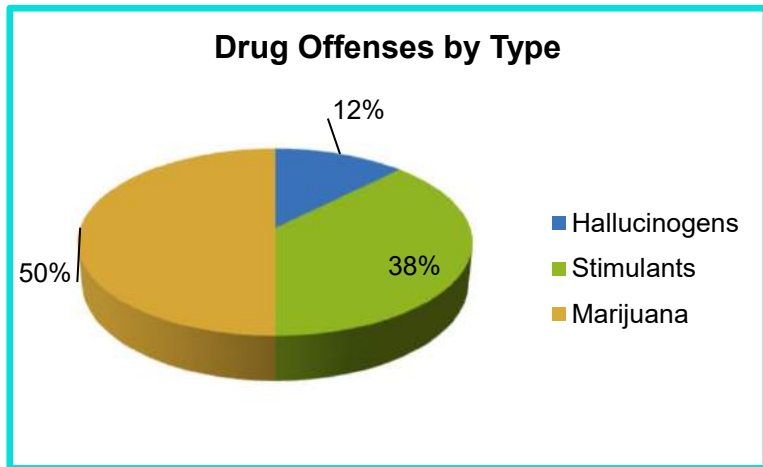
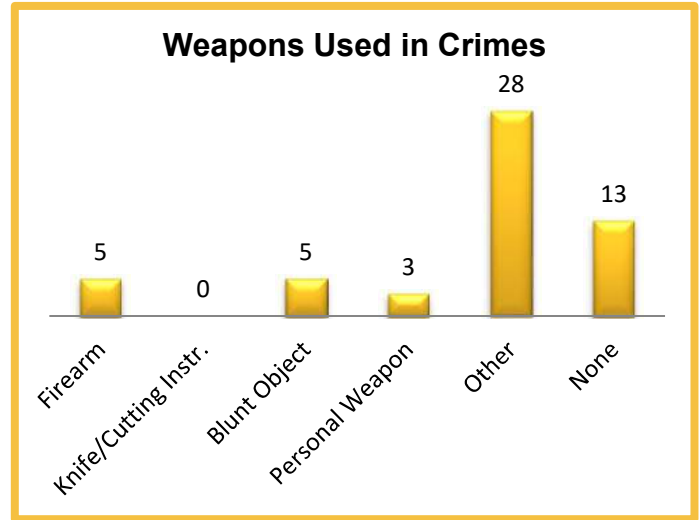
2021 Washington NIBRS Submission Agencies

COLLEGE PLACE PD

Continued

2021 Group B Arrests

Offense	Adult	Juvenile
Bad Checks	0	0
Curfew/Vagrancy	0	0
Disorderly Conduct	0	0
Drunkenness	0	0
DUI	11	0
Family Offenses	0	0
Liquor Law Violations	0	0
Peeping Tom	0	0
Trespass	12	0
All Other Offenses	152	2
Total	175	2



2021 Property Values by Type

Type	Value
Seized	\$2
Burned	\$3,000
Counterfeited/Forged	\$25
Destroyed/Damaged	\$39,848
Recovered	\$62,642
Stolen	\$222,016
Total	\$327,533

2021 Washington NIBRS Submission Agencies

WALLA WALLA PD

Walla Walla County

Population: 34,145
Months Reported: 12

Offense Overview

Offense Total 1,686
of Cleared Offense 537
Percent Cleared 31.9%

Group A Arrest Overview

Arrest Total 421
Adult Arrest Total 400
Juvenile Arrest Total 21

Group A Offenses	Reported 2020	Reported 2021	% of Change	Crime Rate per 1,000	Total Arrests	DV Offense Totals
Murder	0	1		0.0	1	1
Manslaughter	0	0		0.0	0	0
Rape	13	20	53.8%	0.6	1	5
Sodomy	10	4	-60.0%	0.1	0	2
Sexual Assault w/Object	0	0		0.0	0	0
Fondling	21	8	-61.9%	0.2	5	2
Aggravated Assault	56	64	14.3%	1.9	33	25
Simple Assault	154	136	-11.7%	4.0	76	76
Intimidation	60	40	-33.3%	1.2	11	11
Kidnapping	13	13	0.0%	0.4	3	9
Incest	0	2		0.1	0	0
Statutory Rape	0	0		0.0	0	0
Human Trafficking Offenses	0	0		0.0	0	0
Violation of No Contact/Protect.	111	109	-1.8%	3.2	65	69
Robbery	11	8	-27.3%	0.2	5	0
Burglary	133	93	-30.1%	2.7	24	9
Larceny-Theft Offenses	618	533	-13.8%	15.6	69	7
Motor Vehicle Theft	52	52	0.0%	1.5	6	1
Arson	7	6	-14.3%	0.2	5	1
Destruction of Property	309	287	-7.1%	8.4	27	23
Counterfeiting/Forgery	36	18	-50.0%	0.5	2	1
Fraud Offenses	126	85	-32.5%	2.5	3	0
Embezzlement	2	1	-50.0%	0.0	0	0
Extortion/Blackmail	6	2	-66.7%	0.1	0	0
Bribery	0	0		0.0	0	0
Stolen Property Offenses	40	34	-15.0%	1.0	16	0
Animal Cruelty	4	2	-50.0%	0.1	0	0
Drug/Narcotic Violations	166	76	-54.2%	2.2	34	0
Drug Equipment Violations	148	58	-60.8%	1.7	22	0
Gambling Offenses	0	0		0.0	0	0
Pornography	10	10	0.0%	0.3	1	0
Prostitution Offenses	2	0	-100.0%	0.0	0	0
Weapon Law Violations	39	24	-38.5%	0.7	12	0
Grand Total	2,147	1,686	-21.5%	49.4	421	242

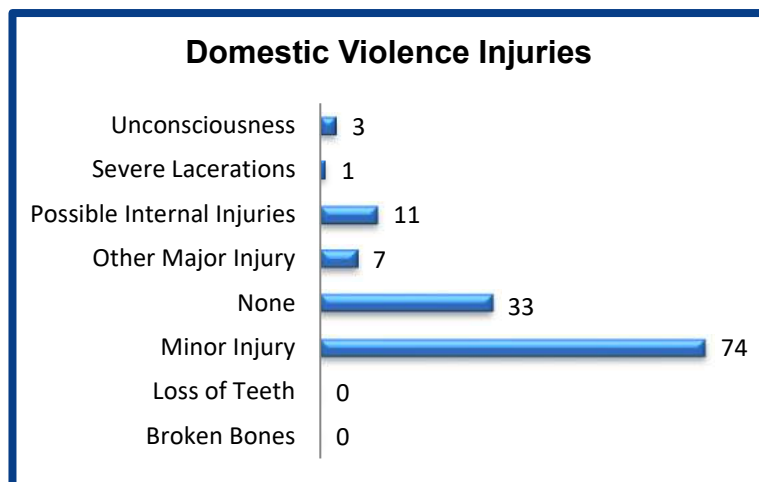
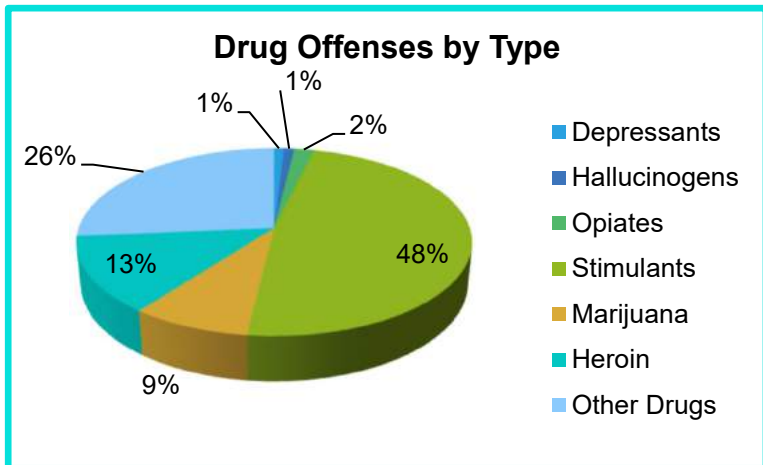
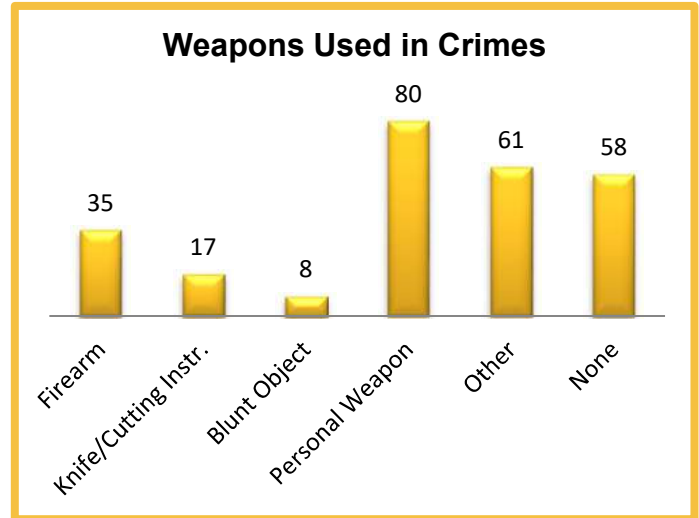
2021 Washington NIBRS Submission Agencies

WALLA WALLA PD

Continued

2021 Group B Arrests

Offense	Adult	Juvenile
Bad Checks	0	0
Curfew/Vagrancy	0	0
Disorderly Conduct	5	0
Drunkenness	0	0
DUI	23	0
Family Offenses	1	0
Liquor Law Violations	2	0
Peeping Tom	1	0
Trespass	54	0
All Other Offenses	177	2
Total	263	2



2021 Property Values by Type

Type	Value
Seized	\$69,737
Burned	\$26,003
Counterfeited/Forged	\$7,948
Destroyed/Damaged	\$331,091
Recovered	\$242,954
Stolen	\$981,332
Total	\$1,659,065

2021 Washington NIBRS Submission Agencies

WHATCOM SO

Whatcom County

Population: 95,610
Months Reported: 12

Offense Overview

Offense Total 2,633
of Cleared Offense 438
Percent Cleared 16.6%

Group A Arrest Overview

Arrest Total 370
Adult Arrest Total 357
Juvenile Arrest Total 13

Group A Offenses	Reported 2020	Reported 2021	% of Change	Crime Rate per 1,000	Total Arrests	DV Offense Totals
Murder	6	4	-33.3%	0.0	4	0
Manslaughter	0	0		0.0	0	0
Rape	25	23	-8.0%	0.2	6	9
Sodomy	4	1	-75.0%	0.0	0	1
Sexual Assault w/Object	0	0		0.0	0	0
Fondling	21	18	-14.3%	0.2	1	8
Aggravated Assault	110	107	-2.7%	1.1	54	37
Simple Assault	236	198	-16.1%	2.1	109	121
Intimidation	129	111	-14.0%	1.2	30	26
Kidnapping	15	7	-53.3%	0.1	11	7
Incest	5	0	-100.0%	0.0	0	0
Statutory Rape	1	4	300.0%	0.0	0	1
Human Trafficking Offenses	0	0		0.0	0	0
Violation of No Contact/Protect.	200	139	-30.5%	1.5	40	96
Robbery	10	2	-80.0%	0.0	1	0
Burglary	355	306	-13.8%	3.2	34	7
Larceny-Theft Offenses	795	742	-6.7%	7.8	11	2
Motor Vehicle Theft	190	151	-20.5%	1.6	8	0
Arson	14	3	-78.6%	0.0	0	0
Destruction of Property	358	374	4.5%	3.9	15	15
Counterfeiting/Forgery	42	22	-47.6%	0.2	1	0
Fraud Offenses	408	299	-26.7%	3.1	5	0
Embezzlement	0	0		0.0	0	0
Extortion/Blackmail	5	5	0.0%	0.1	0	0
Bribery	0	0		0.0	0	0
Stolen Property Offenses	49	27	-44.9%	0.3	18	0
Animal Cruelty	3	1	-66.7%	0.0	0	0
Drug/Narcotic Violations	241	62	-74.3%	0.6	18	0
Drug Equipment Violations	14	2	-85.7%	0.0	0	0
Gambling Offenses	0	0		0.0	0	0
Pornography	4	3	-25.0%	0.0	0	0
Prostitution Offenses	0	0		0.0	0	0
Weapon Law Violations	43	22	-48.8%	0.2	4	0
Grand Total	3,283	2,633	-19.8%	27.5	370	330

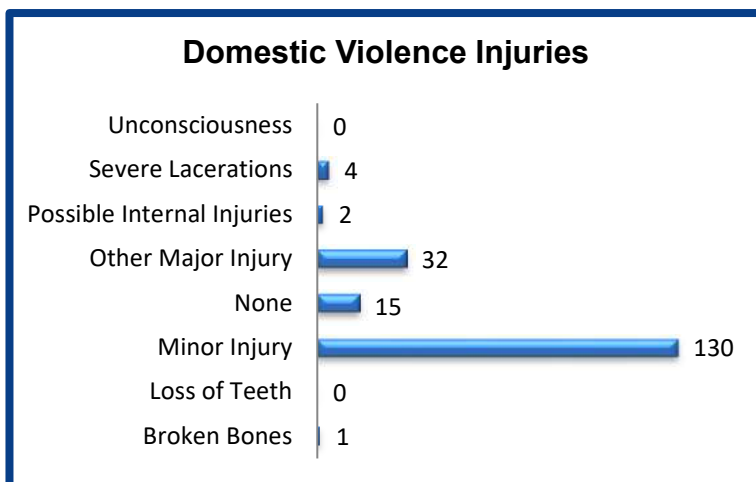
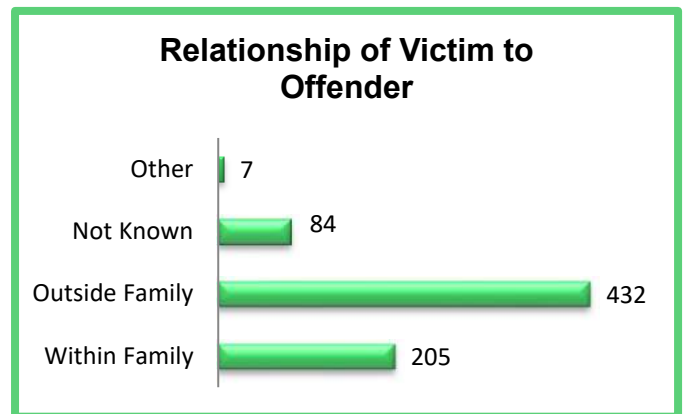
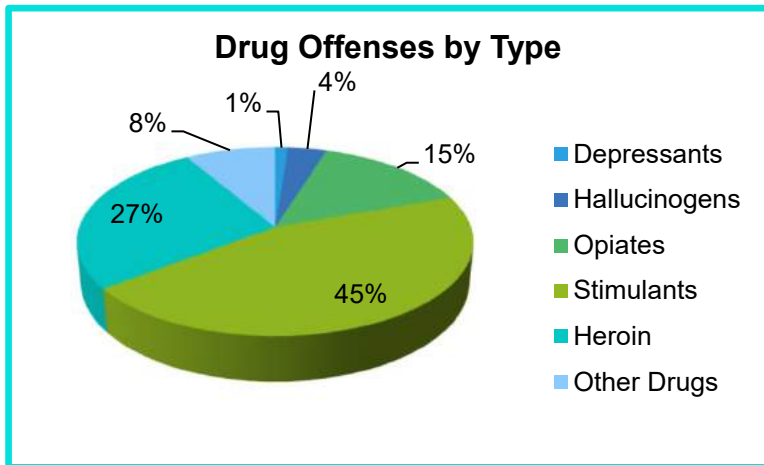
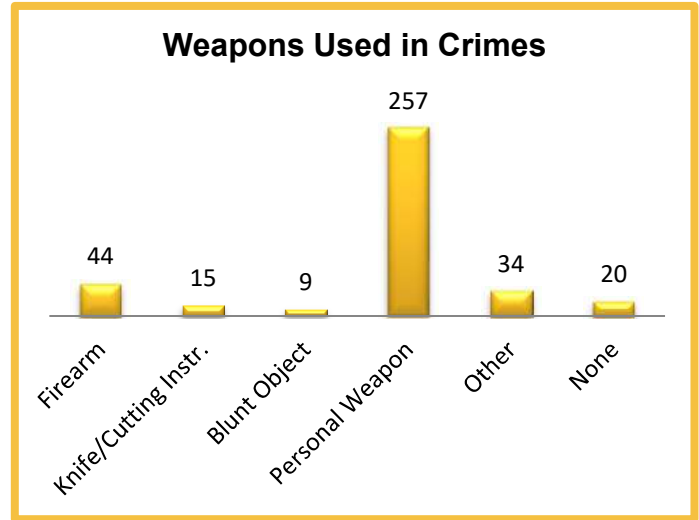
2021 Washington NIBRS Submission Agencies

WHATCOM SO

Continued

2021 Group B Arrests

Offense	Adult	Juvenile
Bad Checks	0	0
Curfew/Vagrancy	0	0
Disorderly Conduct	2	0
Drunkenness	0	0
DUI	94	3
Family Offenses	1	0
Liquor Law Violations	0	0
Peeping Tom	0	0
Trespass	23	0
All Other Offenses	32	0
Total	152	3



2021 Property Values by Type

Type	Value
Seized	\$33,600
Burned	\$6,400
Counterfeited/Forged	\$18,873
Destroyed/Damaged	\$695,028
Recovered	\$731,183
Stolen	\$3,752,090
Total	\$5,237,174

2021 Washington NIBRS Submission Agencies

BELLINGHAM PD

Whatcom County

Population: 90,620
Months Reported: 12

Offense Overview

Offense Total 9,405
of Cleared Offense 2,040
Percent Cleared 21.7%

Group A Arrest Overview

Arrest Total 1,656
Adult Arrest Total 1,622
Juvenile Arrest Total 34

Group A Offenses	Reported 2020	Reported 2021	% of Change	Crime Rate per 1,000	Total Arrests	DV Offense Totals
Murder	1	2	100.0%	0.0	2	1
Manslaughter	0	1		0.0	1	0
Rape	31	29	-6.5%	0.3	8	6
Sodomy	3	0	-100.0%	0.0	0	0
Sexual Assault w/Object	0	0		0.0	0	0
Fondling	15	7	-53.3%	0.1	2	1
Aggravated Assault	142	248	74.6%	2.7	127	45
Simple Assault	449	561	24.9%	6.2	298	188
Intimidation	259	296	14.3%	3.3	74	58
Kidnapping	20	20	0.0%	0.2	9	16
Incest	1	1	0.0%	0.0	0	1
Statutory Rape	0	5		0.1	2	0
Human Trafficking Offenses	0	0		0.0	0	0
Violation of No Contact/Protect.	289	305	5.5%	3.4	148	217
Robbery	83	134	61.4%	1.5	56	9
Burglary	649	647	-0.3%	7.1	167	16
Larceny-Theft Offenses	3,651	4,185	14.6%	46.2	416	16
Motor Vehicle Theft	372	360	-3.2%	4.0	14	2
Arson	18	19	5.6%	0.2	4	1
Destruction of Property	1,474	1,688	14.5%	18.6	141	83
Counterfeiting/Forgery	140	105	-25.0%	1.2	7	0
Fraud Offenses	542	478	-11.8%	5.3	6	4
Embezzlement	0	0		0.0	0	0
Extortion/Blackmail	14	10	-28.6%	0.1	0	0
Bribery	3	1	-66.7%	0.0	0	0
Stolen Property Offenses	160	133	-16.9%	1.5	52	2
Animal Cruelty	0	0		0.0	0	0
Drug/Narcotic Violations	153	47	-69.3%	0.5	11	0
Drug Equipment Violations	0	3		0.0	0	0
Gambling Offenses	0	0		0.0	0	0
Pornography	17	12	-29.4%	0.1	5	0
Prostitution Offenses	1	5	400.0%	0.1	0	0
Weapon Law Violations	136	103	-24.3%	1.1	106	0
Grand Total	8,623	9,405	9.1%	103.8	1,656	666

2021 Washington NIBRS Submission Agencies

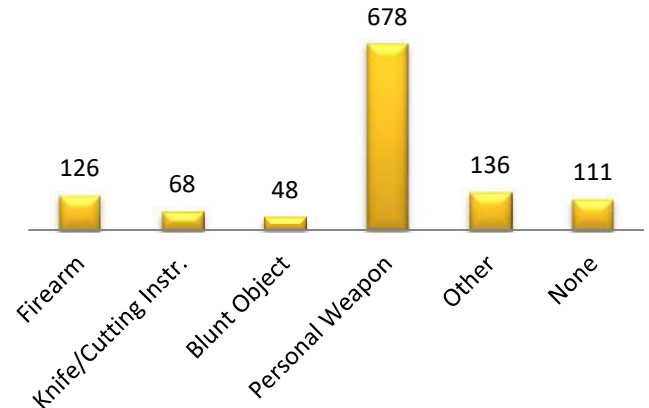
BELLINGHAM PD

Continued

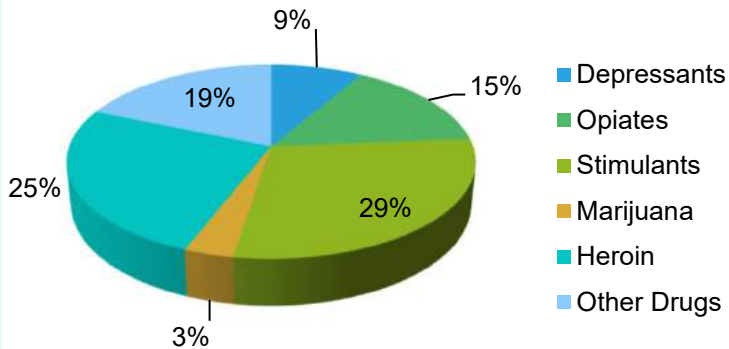
2021 Group B Arrests

Offense	Adult	Juvenile
Bad Checks	0	0
Curfew/Vagrancy	0	0
Disorderly Conduct	21	2
Drunkenness	0	0
DUI	177	3
Family Offenses	1	0
Liquor Law Violations	6	5
Peeping Tom	0	0
Trespass	220	0
All Other Offenses	76	2
Total	501	12

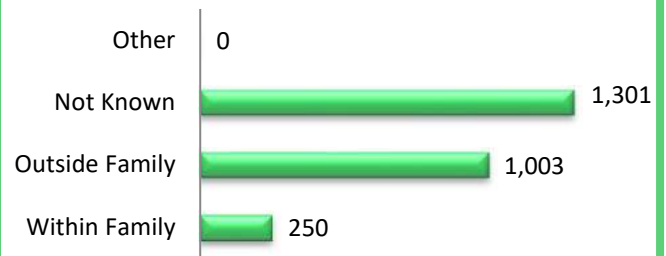
Weapons Used in Crimes



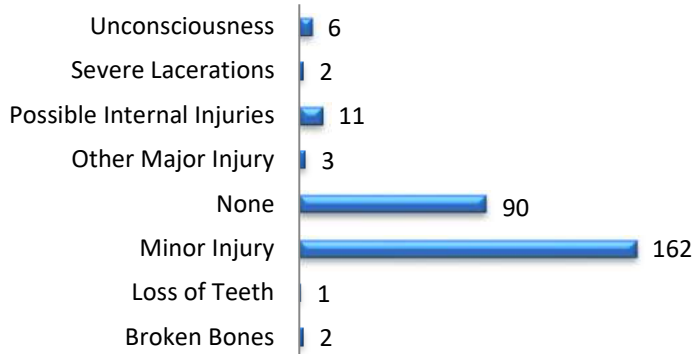
Drug Offenses by Type



Relationship of Victim to Offender



Domestic Violence Injuries



2021 Property Values by Type

Type	Value
Seized	\$12
Burned	\$2,918,056
Counterfeited/Forged	\$147,340
Destroyed/Damaged	\$2,574,658
Recovered	\$5,090,624
Stolen	\$13,682,961
Total	\$24,413,651

2021 Washington NIBRS Submission Agencies

BLAINE PD

Whatcom County

Population: 5,700
Months Reported: 12

Offense Overview

Offense Total 311
of Cleared Offense 70
Percent Cleared 22.5%

Group A Arrest Overview

Arrest Total 59
Adult Arrest Total 54
Juvenile Arrest Total 5

Group A Offenses	Reported 2020	Reported 2021	% of Change	Crime Rate per 1,000	Total Arrests	DV Offense Totals
Murder	0	0		0.0	0	0
Manslaughter	0	0		0.0	0	0
Rape	1	0	-100.0%	0.0	0	0
Sodomy	1	0	-100.0%	0.0	0	0
Sexual Assault w/Object	0	0		0.0	0	0
Fondling	4	0	-100.0%	0.0	0	0
Aggravated Assault	8	10	25.0%	1.8	6	4
Simple Assault	40	26	-35.0%	4.6	10	13
Intimidation	26	21	-19.2%	3.7	2	1
Kidnapping	2	3	50.0%	0.5	1	3
Incest	0	0		0.0	0	0
Statutory Rape	0	0		0.0	0	0
Human Trafficking Offenses	0	0		0.0	0	0
Violation of No Contact/Protect.	22	27	22.7%	4.7	10	24
Robbery	0	0		0.0	0	0
Burglary	55	44	-20.0%	7.7	13	3
Larceny-Theft Offenses	73	84	15.1%	14.7	7	1
Motor Vehicle Theft	5	5	0.0%	0.9	1	0
Arson	0	0		0.0	0	0
Destruction of Property	44	46	4.5%	8.1	3	6
Counterfeiting/Forgery	14	3	-78.6%	0.5	0	0
Fraud Offenses	17	23	35.3%	4.0	0	0
Embezzlement	0	0		0.0	0	0
Extortion/Blackmail	3	0	-100.0%	0.0	0	0
Bribery	0	0		0.0	0	0
Stolen Property Offenses	10	5	-50.0%	0.9	2	1
Animal Cruelty	0	0		0.0	0	0
Drug/Narcotic Violations	35	7	-80.0%	1.2	2	0
Drug Equipment Violations	1	1	0.0%	0.2	0	0
Gambling Offenses	0	0		0.0	0	0
Pornography	3	0	-100.0%	0.0	0	0
Prostitution Offenses	0	0		0.0	0	0
Weapon Law Violations	11	6	-45.5%	1.1	2	0
Grand Total	375	311	-17.1%	54.6	59	56

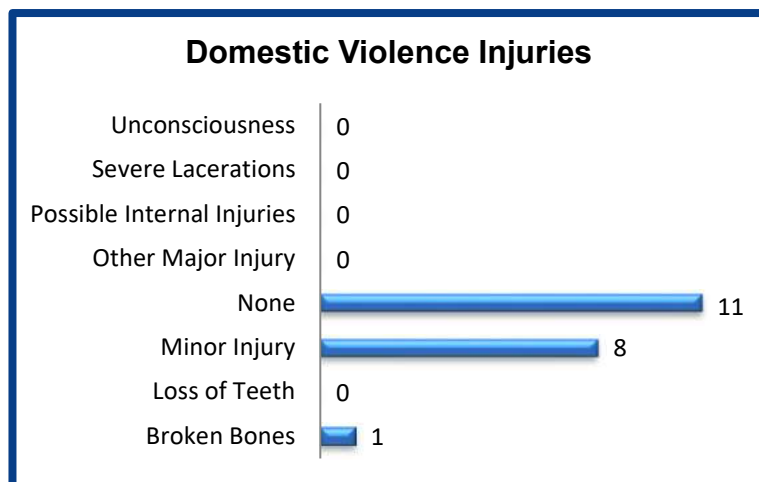
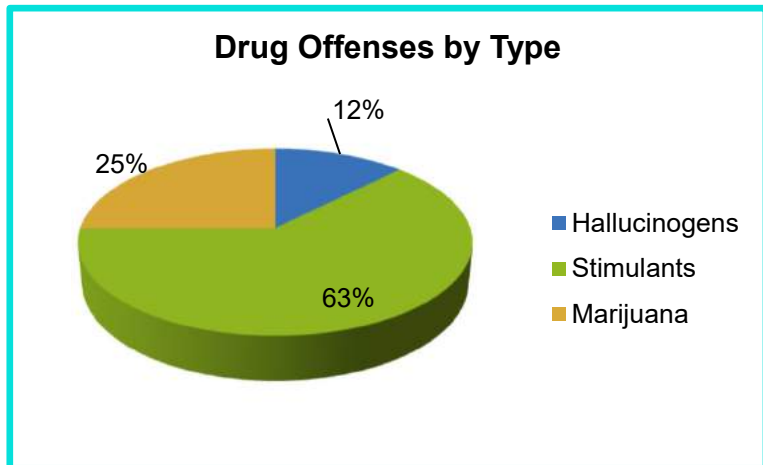
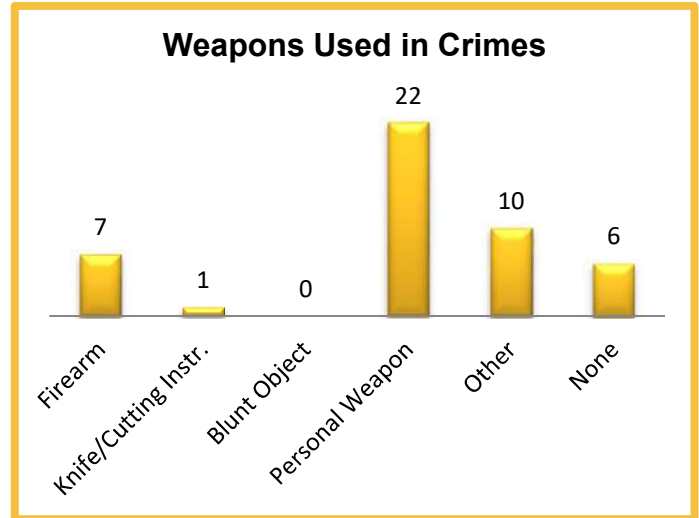
2021 Washington NIBRS Submission Agencies

BLAINE PD

Continued

2021 Group B Arrests

Offense	Adult	Juvenile
Bad Checks	0	0
Curfew/Vagrancy	0	0
Disorderly Conduct	3	0
Drunkenness	0	0
DUI	6	0
Family Offenses	0	0
Liquor Law Violations	0	0
Peeping Tom	0	0
Trespass	6	0
All Other Offenses	7	0
Total	22	0



2021 Property Values by Type

Type	Value
Seized	\$0
Burned	\$0
Counterfeited/Forged	\$48,838
Destroyed/Damaged	\$16,462
Recovered	\$110,291
Stolen	\$351,521
Total	\$527,112

2021 Washington NIBRS Submission Agencies

EVERSON PD

Whatcom County

Population: 4,689
Months Reported: 12

Offense Overview

Offense Total 63
of Cleared Offense 7
Percent Cleared 11.1%

Group A Arrest Overview

Arrest Total 6
Adult Arrest Total 6
Juvenile Arrest Total 0

Group A Offenses	Reported 2020	Reported 2021	% of Change	Crime Rate per 1,000	Total Arrests	DV Offense Totals
Murder	0	0		0.0	0	0
Manslaughter	0	0		0.0	0	0
Rape	0	1		0.2	0	0
Sodomy	0	0		0.0	0	0
Sexual Assault w/Object	0	0		0.0	0	0
Fondling	0	0		0.0	0	0
Aggravated Assault	0	4		0.9	1	0
Simple Assault	11	13	18.2%	2.8	3	6
Intimidation	0	0		0.0	0	0
Kidnapping	0	0		0.0	0	0
Incest	0	0		0.0	0	0
Statutory Rape	0	0		0.0	0	0
Human Trafficking Offenses	0	0		0.0	0	0
Violation of No Contact/Protect.	6	3	-50.0%	0.6	1	0
Robbery	0	0		0.0	0	0
Burglary	3	1	-66.7%	0.2	0	0
Larceny-Theft Offenses	34	22	-35.3%	4.7	1	0
Motor Vehicle Theft	1	2	100.0%	0.4	0	0
Arson	1	0	-100.0%	0.0	0	0
Destruction of Property	17	17	0.0%	3.6	0	0
Counterfeiting/Forgery	1	0	-100.0%	0.0	0	0
Fraud Offenses	1	0	-100.0%	0.0	0	0
Embezzlement	0	0		0.0	0	0
Extortion/Blackmail	0	0		0.0	0	0
Bribery	0	0		0.0	0	0
Stolen Property Offenses	0	0		0.0	0	0
Animal Cruelty	0	0		0.0	0	0
Drug/Narcotic Violations	0	0		0.0	0	0
Drug Equipment Violations	0	0		0.0	0	0
Gambling Offenses	0	0		0.0	0	0
Pornography	0	0		0.0	0	0
Prostitution Offenses	0	0		0.0	0	0
Weapon Law Violations	0	0		0.0	0	0
Grand Total	75	63	-16.0%	13.4	6	6

2021 Washington NIBRS Submission Agencies

EVERSON PD

Continued

2021 Group B Arrests

Offense	Adult	Juvenile
Bad Checks	0	0
Curfew/Vagrancy	0	0
Disorderly Conduct	0	0
Drunkenness	0	0
DUI	0	0
Family Offenses	0	0
Liquor Law Violations	0	0
Peeping Tom	0	0
Trespass	0	0
All Other Offenses	0	0
Total	0	0

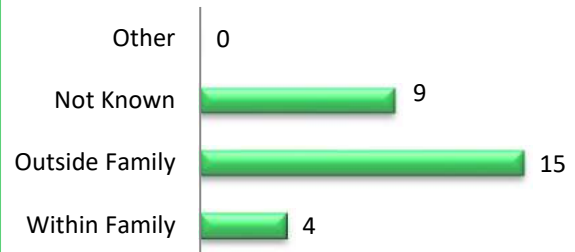
Weapons Used in Crimes



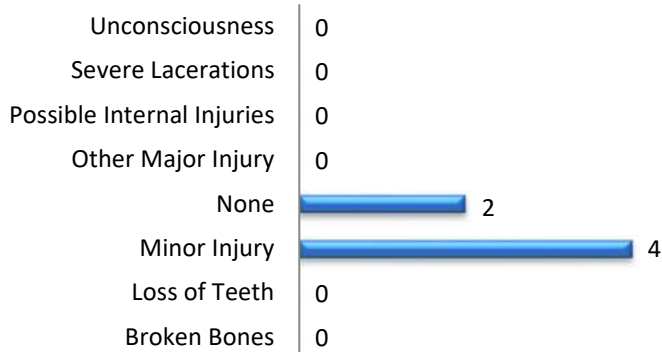
Drug Offenses by Type

**No Drug Offenses by Type
Reported**

Relationship of Victim to Offender



Domestic Violence Injuries



2021 Property Values by Type

Type	Value
Seized	\$0
Burned	\$0
Counterfeited/Forged	\$0
Destroyed/Damaged	\$4,830
Recovered	\$0
Stolen	\$21,737
Total	\$26,567

2021 Washington NIBRS Submission Agencies

FERNDAL PD

Whatcom County

Population: 15,270
Months Reported: 12

Offense Overview

Offense Total 817
of Cleared Offense 209
Percent Cleared 25.6%

Group A Arrest Overview

Arrest Total 186
Adult Arrest Total 173
Juvenile Arrest Total 13

Group A Offenses	Reported 2020	Reported 2021	% of Change	Crime Rate per 1,000	Total Arrests	DV Offense Totals
Murder	0	0		0.0	0	0
Manslaughter	0	0		0.0	0	0
Rape	1	1	0.0%	0.1	1	1
Sodomy	0	0		0.0	0	0
Sexual Assault w/Object	0	0		0.0	0	0
Fondling	2	2	0.0%	0.1	1	0
Aggravated Assault	14	20	42.9%	1.3	9	10
Simple Assault	53	74	39.6%	4.8	49	49
Intimidation	27	25	-7.4%	1.6	6	10
Kidnapping	1	1	0.0%	0.1	0	1
Incest	0	0		0.0	0	0
Statutory Rape	0	2		0.1	0	2
Human Trafficking Offenses	0	0		0.0	0	0
Violation of No Contact/Protect.	21	33	57.1%	2.2	27	31
Robbery	2	3	50.0%	0.2	0	0
Burglary	77	53	-31.2%	3.5	9	0
Larceny-Theft Offenses	324	309	-4.6%	20.2	52	5
Motor Vehicle Theft	26	28	7.7%	1.8	3	0
Arson	2	0	-100.0%	0.0	0	0
Destruction of Property	133	163	22.6%	10.7	19	11
Counterfeiting/Forgery	32	35	9.4%	2.3	3	0
Fraud Offenses	42	39	-7.1%	2.6	0	0
Embezzlement	0	0		0.0	0	0
Extortion/Blackmail	5	2	-60.0%	0.1	0	0
Bribery	0	0		0.0	0	0
Stolen Property Offenses	12	14	16.7%	0.9	6	0
Animal Cruelty	0	0		0.0	0	0
Drug/Narcotic Violations	14	2	-85.7%	0.1	0	0
Drug Equipment Violations	26	4	-84.6%	0.3	0	0
Gambling Offenses	0	0		0.0	0	0
Pornography	1	1	0.0%	0.1	0	0
Prostitution Offenses	0	0		0.0	0	0
Weapon Law Violations	3	6	100.0%	0.4	1	0
Grand Total	818	817	-0.1%	53.5	186	120

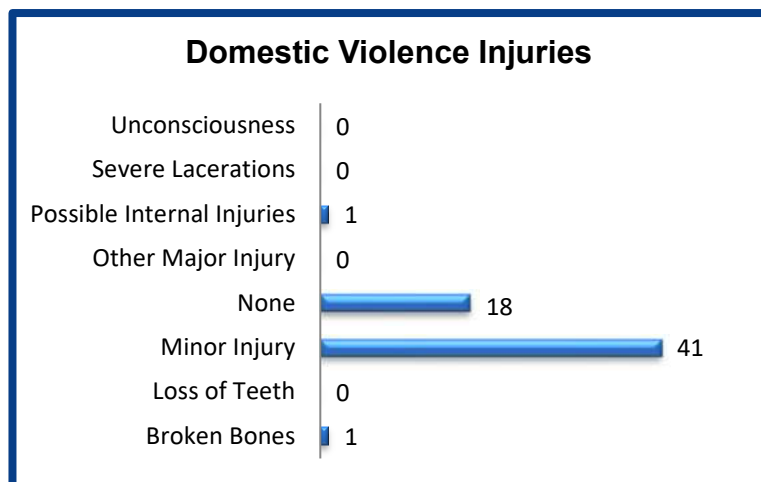
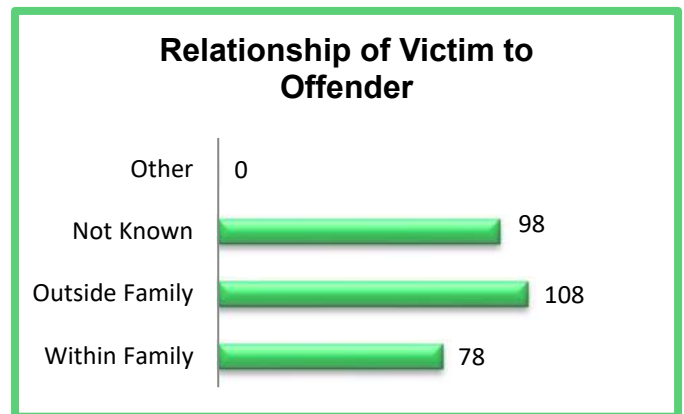
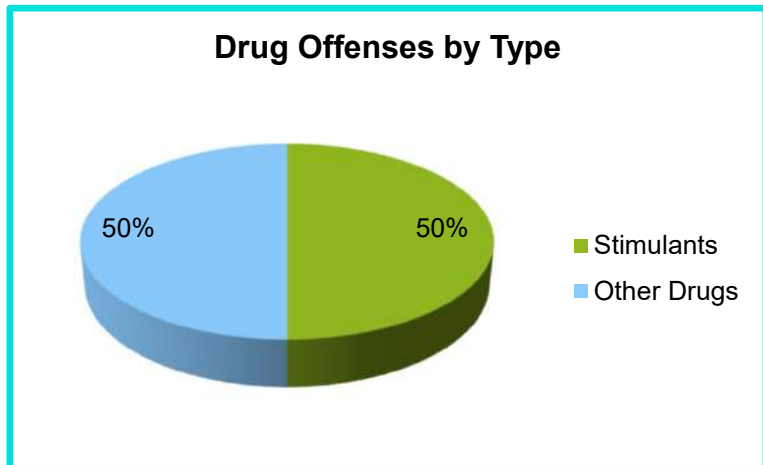
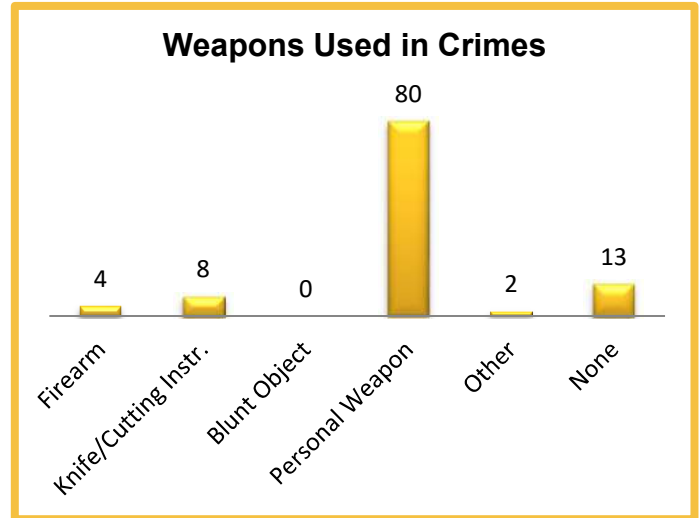
2021 Washington NIBRS Submission Agencies

FERNDAL PD

Continued

2021 Group B Arrests

Offense	Adult	Juvenile
Bad Checks	0	0
Curfew/Vagrancy	0	0
Disorderly Conduct	2	0
Drunkenness	0	0
DUI	13	1
Family Offenses	0	0
Liquor Law Violations	1	0
Peeping Tom	0	0
Trespass	13	0
All Other Offenses	15	0
Total	44	1



2021 Property Values by Type

Type	Value
Seized	\$14
Burned	\$0
Counterfeited/Forged	\$49,290
Destroyed/Damaged	\$181,952
Recovered	\$859,731
Stolen	\$1,970,103
Total	\$3,061,090

2021 Washington NIBRS Submission Agencies

LUMMI NATION PD

Whatcom County

Population: 0
Months Reported: 12

Offense Overview

Offense Total 804
of Cleared Offense 297
Percent Cleared 36.9%

Group A Arrest Overview

Arrest Total 247
Adult Arrest Total 239
Juvenile Arrest Total 8

Group A Offenses	Reported 2020	Reported 2021	% of Change*	Crime Rate per 1,000	Total Arrests	DV Offense Totals
Murder	0	0		0.0	0	0
Manslaughter	0	0		0.0	0	0
Rape	0	8		0.0	0	1
Sodomy	0	0		0.0	0	0
Sexual Assault w/Object	0	0		0.0	0	0
Fondling	0	1		0.0	0	1
Aggravated Assault	0	53		0.0	35	21
Simple Assault	0	82		0.0	43	53
Intimidation	0	1		0.0	0	1
Kidnapping	0	0		0.0	0	0
Incest	0	0		0.0	0	0
Statutory Rape	0	0		0.0	0	0
Human Trafficking Offenses	0	0		0.0	0	0
Violation of No Contact/Protect.	0	76		0.0	41	42
Robbery	0	2		0.0	0	1
Burglary	0	86		0.0	12	6
Larceny-Theft Offenses	0	223		0.0	18	10
Motor Vehicle Theft	0	25		0.0	4	1
Arson	0	1		0.0	0	0
Destruction of Property	0	80		0.0	8	16
Counterfeiting/Forgery	0	9		0.0	0	0
Fraud Offenses	0	5		0.0	0	0
Embezzlement	0	0		0.0	0	0
Extortion/Blackmail	0	3		0.0	0	0
Bribery	0	1		0.0	0	0
Stolen Property Offenses	0	12		0.0	7	0
Animal Cruelty	0	1		0.0	0	0
Drug/Narcotic Violations	0	71		0.0	47	0
Drug Equipment Violations	0	61		0.0	27	0
Gambling Offenses	0	0		0.0	0	0
Pornography	0	0		0.0	0	0
Prostitution Offenses	0	0		0.0	0	0
Weapon Law Violations	0	3		0.0	5	0
Grand Total	0	804		0.0	247	153

* Please see #10 in the NIBRS Individual Agency Page Table Legend on page 88

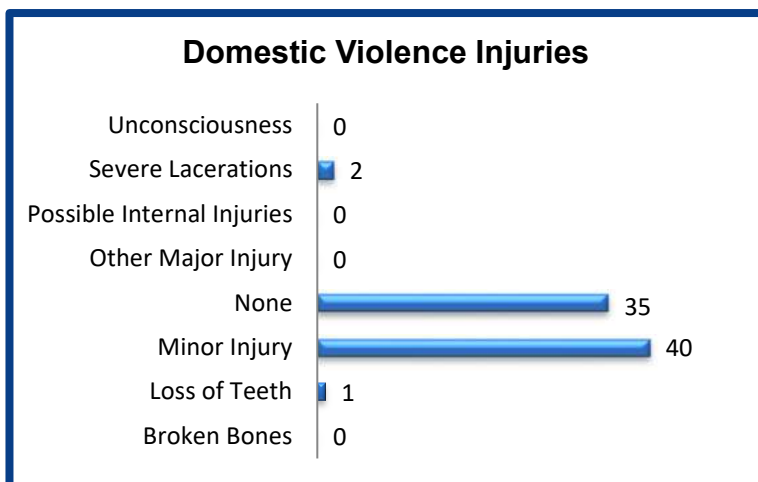
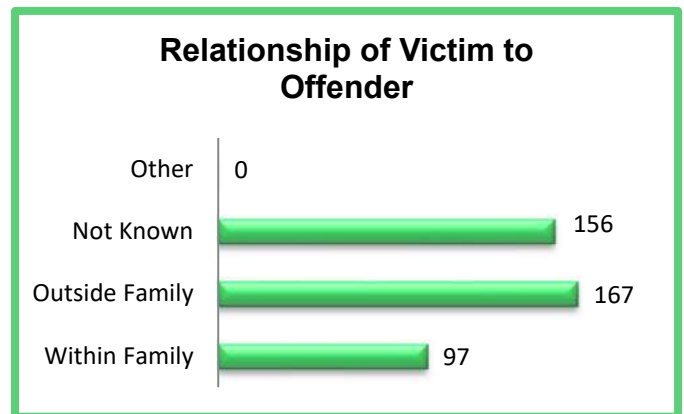
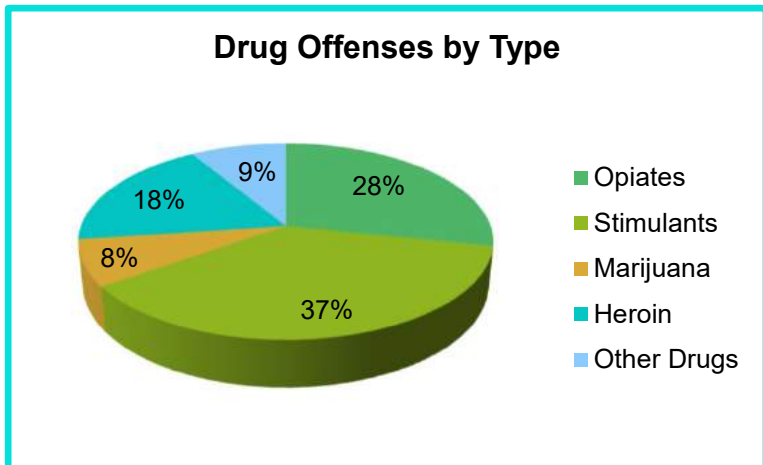
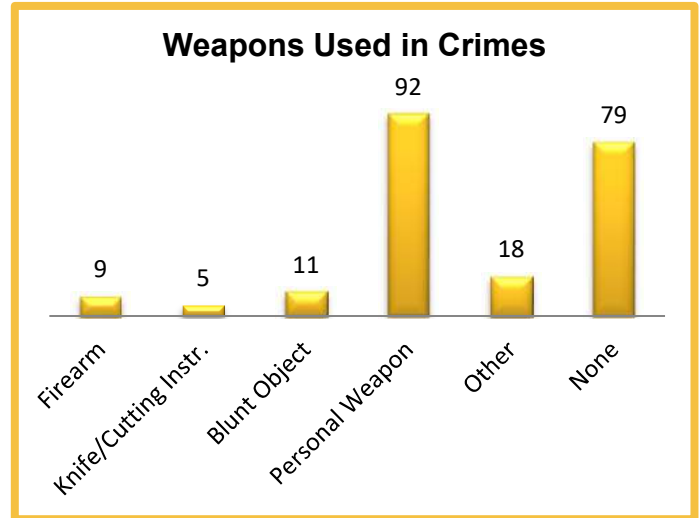
2021 Washington NIBRS Submission Agencies

LUMMI NATION PD

Continued

2021 Group B Arrests

Offense	Adult	Juvenile
Bad Checks	0	0
Curfew/Vagrancy	0	0
Disorderly Conduct	6	0
Drunkenness	0	0
DUI	52	1
Family Offenses	3	0
Liquor Law Violations	0	1
Peeping Tom	0	0
Trespass	23	0
All Other Offenses	66	1
Total	150	3



2021 Property Values by Type

Type	Value
Seized	\$204,509
Burned	\$1,000
Counterfeited/Forged	\$2,141
Destroyed/Damaged	\$108,213
Recovered	\$291,681
Stolen	\$8,123,307
Total	\$8,730,851

2021 Washington NIBRS Submission Agencies

LYNDEN PD

Whatcom County

Population: 15,110
Months Reported: 12

Offense Overview

Offense Total 513
of Cleared Offense 141
Percent Cleared 27.5%

Group A Arrest Overview

Arrest Total 134
Adult Arrest Total 109
Juvenile Arrest Total 25

Group A Offenses	Reported 2020	Reported 2021	% of Change	Crime Rate per 1,000	Total Arrests	DV Offense Totals
Murder	0	0		0.0	0	0
Manslaughter	0	0		0.0	0	0
Rape	10	7	-30.0%	0.5	2	0
Sodomy	1	0	-100.0%	0.0	0	0
Sexual Assault w/Object	0	0		0.0	0	0
Fondling	5	7	40.0%	0.5	1	0
Aggravated Assault	6	14	133.3%	0.9	6	8
Simple Assault	45	54	20.0%	3.6	30	25
Intimidation	24	40	66.7%	2.6	8	9
Kidnapping	2	0	-100.0%	0.0	0	0
Incest	0	0		0.0	0	0
Statutory Rape	1	1	0.0%	0.1	0	0
Human Trafficking Offenses	0	0		0.0	0	0
Violation of No Contact/Protect.	12	10	-16.7%	0.7	6	6
Robbery	1	1	0.0%	0.1	3	0
Burglary	36	28	-22.2%	1.9	10	1
Larceny-Theft Offenses	224	214	-4.5%	14.2	42	0
Motor Vehicle Theft	14	9	-35.7%	0.6	3	1
Arson	0	1		0.1	0	0
Destruction of Property	92	55	-40.2%	3.6	8	5
Counterfeiting/Forgery	12	10	-16.7%	0.7	1	0
Fraud Offenses	95	31	-67.4%	2.1	0	0
Embezzlement	0	0		0.0	0	0
Extortion/Blackmail	0	3		0.2	1	0
Bribery	0	0		0.0	0	0
Stolen Property Offenses	13	7	-46.2%	0.5	4	1
Animal Cruelty	0	0		0.0	0	0
Drug/Narcotic Violations	12	10	-16.7%	0.7	7	0
Drug Equipment Violations	4	3	-25.0%	0.2	1	0
Gambling Offenses	0	0		0.0	0	0
Pornography	2	1	-50.0%	0.1	0	0
Prostitution Offenses	0	0		0.0	0	0
Weapon Law Violations	6	7	16.7%	0.5	1	0
Grand Total	617	513	-16.9%	34.0	134	56

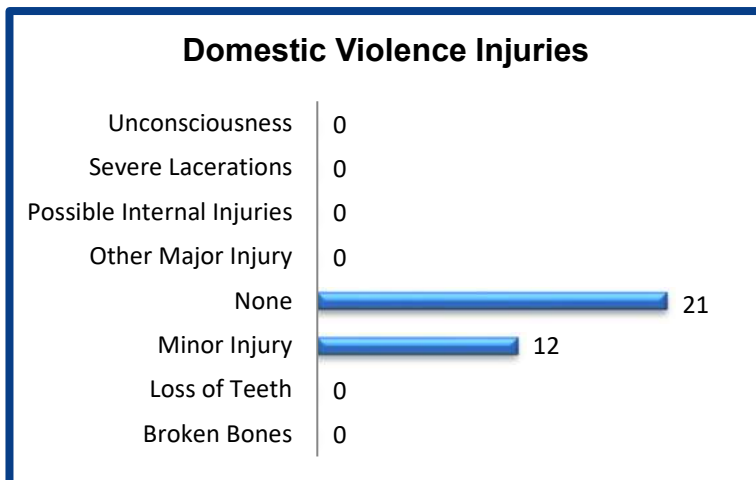
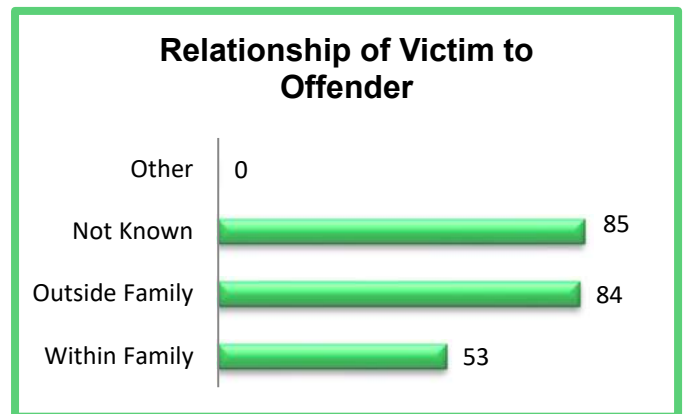
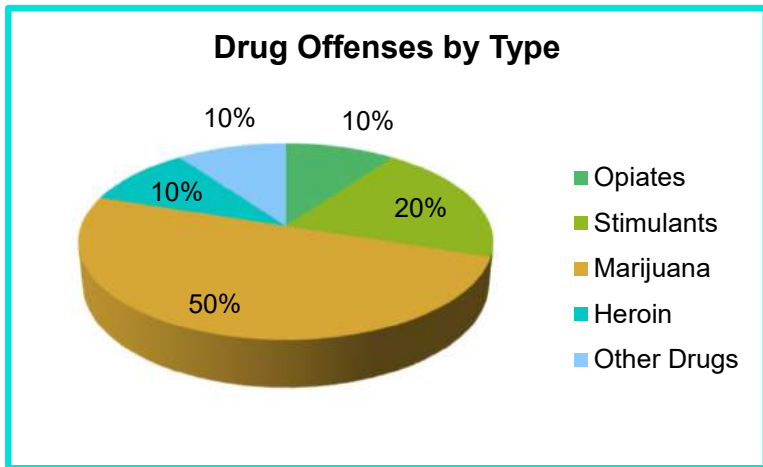
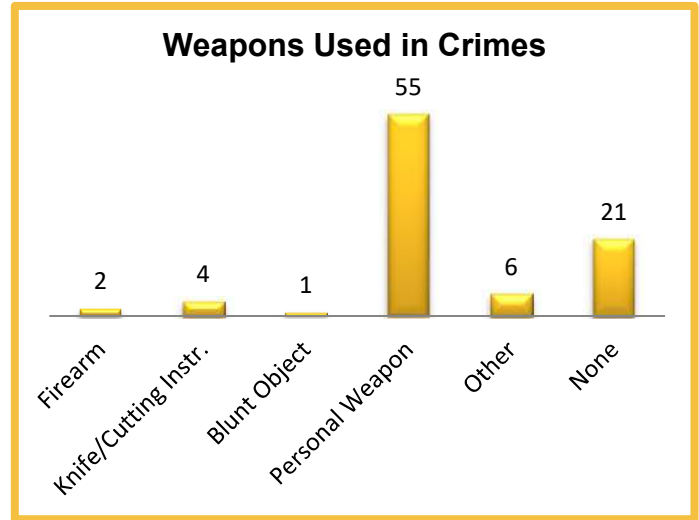
2021 Washington NIBRS Submission Agencies

LYNDEN PD

Continued

2021 Group B Arrests

Offense	Adult	Juvenile
Bad Checks	0	0
Curfew/Vagrancy	0	0
Disorderly Conduct	0	0
Drunkenness	0	0
DUI	16	0
Family Offenses	0	0
Liquor Law Violations	4	2
Peeping Tom	0	0
Trespass	9	0
All Other Offenses	8	1
Total	37	3



2021 Property Values by Type

Type	Value
Seized	\$24
Burned	\$2
Counterfeited/Forged	\$5,541
Destroyed/Damaged	\$72,319
Recovered	\$187,232
Stolen	\$580,661
Total	\$845,779

2021 Washington NIBRS Submission Agencies

SUMAS PD

Whatcom County

Population: 1,760
Months Reported: 12

Offense Overview

Offense Total 19
of Cleared Offense 9
Percent Cleared 47.4%

Group A Arrest Overview

Arrest Total 9
Adult Arrest Total 7
Juvenile Arrest Total 2

Group A Offenses	Reported 2020	Reported 2021	% of Change*	Crime Rate per 1,000	Total Arrests	DV Offense Totals
Murder	0	0		0.0	0	0
Manslaughter	0	0		0.0	0	0
Rape	0	1		0.6	0	0
Sodomy	0	0		0.0	0	0
Sexual Assault w/Object	0	0		0.0	0	0
Fondling	0	0		0.0	0	0
Aggravated Assault	0	1		0.6	1	1
Simple Assault	7	10		5.7	7	8
Intimidation	0	0		0.0	0	0
Kidnapping	0	0		0.0	0	0
Incest	0	0		0.0	0	0
Statutory Rape	0	0		0.0	0	0
Human Trafficking Offenses	0	0		0.0	0	0
Violation of No Contact/Protect.	0	0		0.0	0	0
Robbery	0	0		0.0	0	0
Burglary	2	2		1.1	0	0
Larceny-Theft Offenses	3	5		2.8	1	0
Motor Vehicle Theft	0	0		0.0	0	0
Arson	0	0		0.0	0	0
Destruction of Property	0	0		0.0	0	0
Counterfeiting/Forgery	0	0		0.0	0	0
Fraud Offenses	1	0		0.0	0	0
Embezzlement	0	0		0.0	0	0
Extortion/Blackmail	0	0		0.0	0	0
Bribery	0	0		0.0	0	0
Stolen Property Offenses	0	0		0.0	0	0
Animal Cruelty	0	0		0.0	0	0
Drug/Narcotic Violations	3	0		0.0	0	0
Drug Equipment Violations	0	0		0.0	0	0
Gambling Offenses	0	0		0.0	0	0
Pornography	0	0		0.0	0	0
Prostitution Offenses	0	0		0.0	0	0
Weapon Law Violations	0	0		0.0	0	0
Grand Total	16	19		10.8	9	9

* Please see #10 in the NIBRS Individual Agency Page Table Legend on page 88

2021 Washington NIBRS Submission Agencies

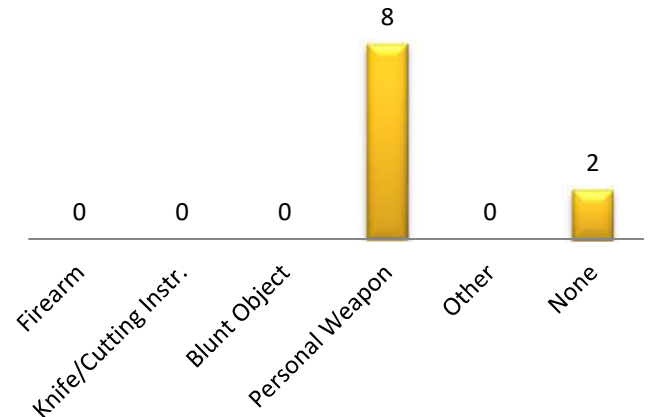
SUMAS PD

Continued

2021 Group B Arrests

Offense	Adult	Juvenile
Bad Checks	0	0
Curfew/Vagrancy	0	0
Disorderly Conduct	0	0
Drunkenness	0	0
DUI	10	0
Family Offenses	0	0
Liquor Law Violations	0	0
Peeping Tom	0	0
Trespass	0	0
All Other Offenses	0	0
Total	10	0

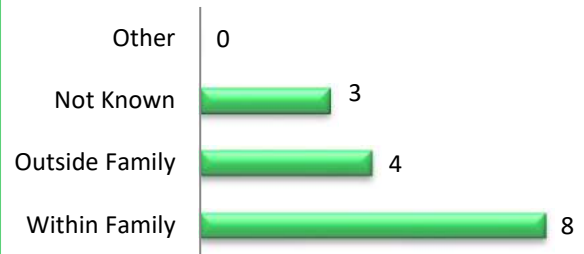
Weapons Used in Crimes



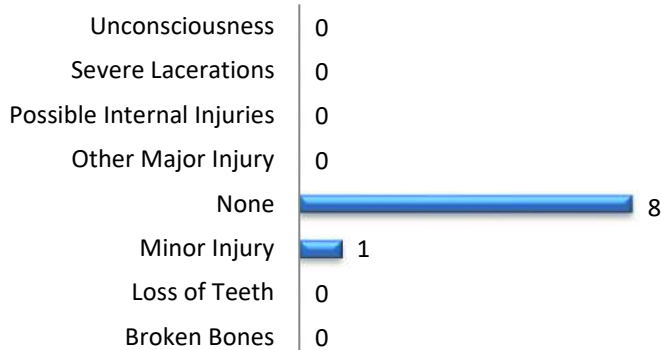
Drug Offenses by Type

**No Drug Offenses by Type
Reported**

Relationship of Victim to Offender



Domestic Violence Injuries



2021 Property Values by Type

Type	Value
Seized	\$0
Burned	\$0
Counterfeited/Forged	\$0
Destroyed/Damaged	\$0
Recovered	\$0
Stolen	\$31,094
Total	\$31,094

2021 Washington NIBRS Submission Agencies

WESTERN WA UNIVERSITY PD

Whatcom County

Population: 0
Months Reported: 12

Offense Overview

Offense Total 209
of Cleared Offense 8
Percent Cleared 3.8%

Group A Arrest Overview

Arrest Total 5
Adult Arrest Total 4
Juvenile Arrest Total 1

Group A Offenses	Reported 2020	Reported 2021	% of Change	Crime Rate per 1,000	Total Arrests	DV Offense Totals
Murder	0	0		0.0	0	0
Manslaughter	0	0		0.0	0	0
Rape	1	2	100.0%	0.0	0	0
Sodomy	0	0		0.0	0	0
Sexual Assault w/Object	0	0		0.0	0	0
Fondling	0	1		0.0	1	0
Aggravated Assault	0	0		0.0	0	0
Simple Assault	1	3	200.0%	0.0	1	0
Intimidation	4	3	-25.0%	0.0	0	0
Kidnapping	0	0		0.0	0	0
Incest	0	0		0.0	0	0
Statutory Rape	0	0		0.0	0	0
Human Trafficking Offenses	0	0		0.0	0	0
Violation of No Contact/Protect.	3	0	-100.0%	0.0	0	0
Robbery	0	1		0.0	0	0
Burglary	9	4	-55.6%	0.0	0	0
Larceny-Theft Offenses	36	80	122.2%	0.0	0	0
Motor Vehicle Theft	0	5		0.0	0	0
Arson	1	1	0.0%	0.0	0	0
Destruction of Property	96	102	6.3%	0.0	1	0
Counterfeiting/Forgery	0	0		0.0	0	0
Fraud Offenses	506	2	-99.6%	0.0	0	0
Embezzlement	0	0		0.0	0	0
Extortion/Blackmail	1	3	200.0%	0.0	0	0
Bribery	0	0		0.0	0	0
Stolen Property Offenses	0	1		0.0	1	0
Animal Cruelty	0	0		0.0	0	0
Drug/Narcotic Violations	0	1		0.0	1	0
Drug Equipment Violations	0	0		0.0	0	0
Gambling Offenses	0	0		0.0	0	0
Pornography	0	0		0.0	0	0
Prostitution Offenses	0	0		0.0	0	0
Weapon Law Violations	0	0		0.0	0	0
Grand Total	658	209	-68.2%	0.0	5	0

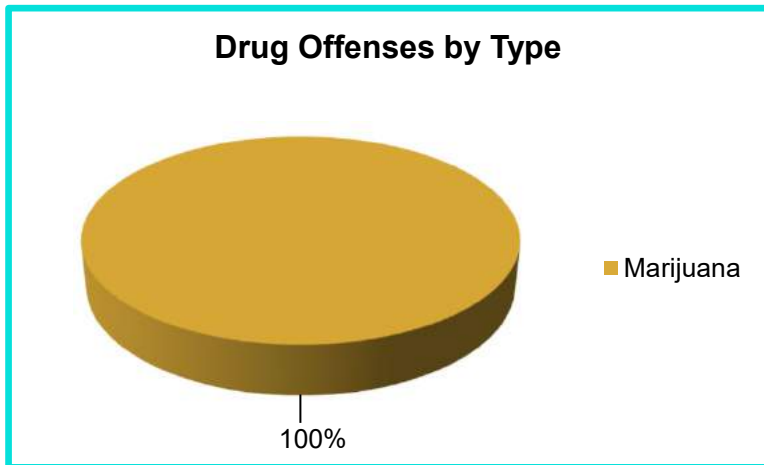
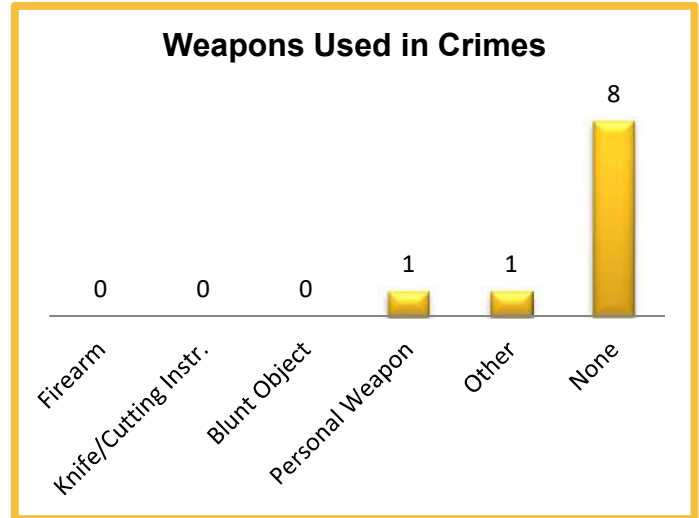
2021 Washington NIBRS Submission Agencies

WESTERN WA UNIVERSITY PD

Continued

2021 Group B Arrests

Offense	Adult	Juvenile
Bad Checks	0	0
Curfew/Vagrancy	0	0
Disorderly Conduct	0	0
Drunkenness	0	0
DUI	1	0
Family Offenses	0	0
Liquor Law Violations	0	0
Peeping Tom	0	0
Trespass	1	0
All Other Offenses	4	0
Total	6	0



Domestic Violence Injuries

Unconsciousness	0
Severe Lacerations	0
Possible Internal Injuries	0
Other Major Injury	0
None	0
Minor Injury	0
Loss of Teeth	0
Broken Bones	0

2021 Property Values by Type

Type	Value
Seized	\$1,702
Burned	\$0
Counterfeited/Forged	\$0
Destroyed/Damaged	\$44,654
Recovered	\$10,983
Stolen	\$127,637
Total	\$184,976

2021 Washington NIBRS Submission Agencies

WHITMAN SO

Whitman County

Population: 10,115
Months Reported: 12

Offense Overview

Offense Total 268
of Cleared Offense 157
Percent Cleared 58.6%

Group A Arrest Overview

Arrest Total 135
Adult Arrest Total 131
Juvenile Arrest Total 4

Group A Offenses	Reported 2020	Reported 2021	% of Change	Crime Rate per 1,000	Total Arrests	DV Offense Totals
Murder	0	1		0.1	1	0
Manslaughter	0	0		0.0	0	0
Rape	4	4	0.0%	0.4	2	0
Sodomy	0	0		0.0	0	0
Sexual Assault w/Object	0	0		0.0	0	0
Fondling	1	1	0.0%	0.1	1	0
Aggravated Assault	12	6	-50.0%	0.6	0	6
Simple Assault	66	50	-24.2%	4.9	43	32
Intimidation	0	0		0.0	0	0
Kidnapping	1	2	100.0%	0.2	2	2
Incest	0	0		0.0	0	0
Statutory Rape	2	0	-100.0%	0.0	1	0
Human Trafficking Offenses	0	0		0.0	0	0
Violation of No Contact/Protect.	21	21	0.0%	2.1	12	12
Robbery	0	0		0.0	0	0
Burglary	18	11	-38.9%	1.1	3	0
Larceny-Theft Offenses	38	38	0.0%	3.8	10	1
Motor Vehicle Theft	18	4	-77.8%	0.4	2	0
Arson	1	1	0.0%	0.1	1	0
Destruction of Property	22	23	4.5%	2.3	7	1
Counterfeiting/Forgery	1	1	0.0%	0.1	0	0
Fraud Offenses	13	5	-61.5%	0.5	0	0
Embezzlement	0	0		0.0	0	0
Extortion/Blackmail	0	0		0.0	0	0
Bribery	0	0		0.0	0	0
Stolen Property Offenses	1	7	600.0%	0.7	5	0
Animal Cruelty	0	2		0.2	2	0
Drug/Narcotic Violations	97	57	-41.2%	5.6	36	0
Drug Equipment Violations	41	22	-46.3%	2.2	0	0
Gambling Offenses	0	0		0.0	0	0
Pornography	0	1		0.1	1	0
Prostitution Offenses	0	0		0.0	0	0
Weapon Law Violations	12	11	-8.3%	1.1	6	0
Grand Total	369	268	-27.4%	26.5	135	54

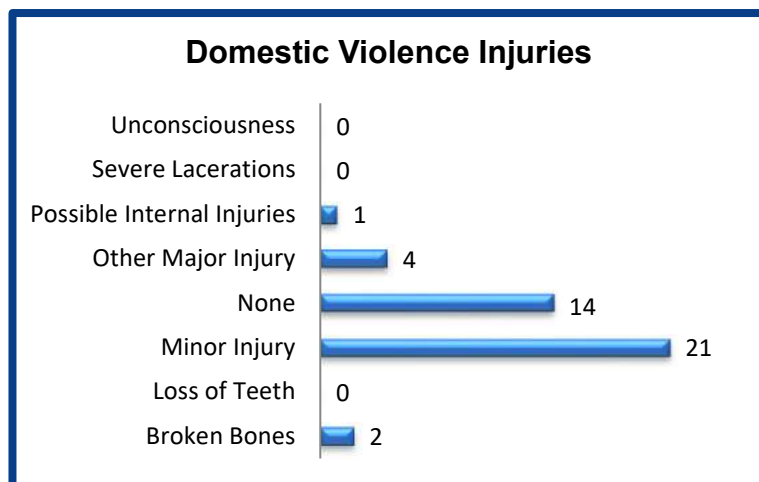
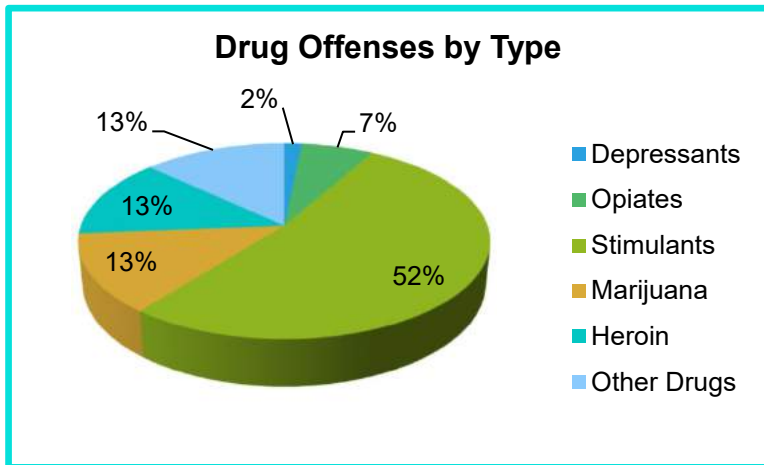
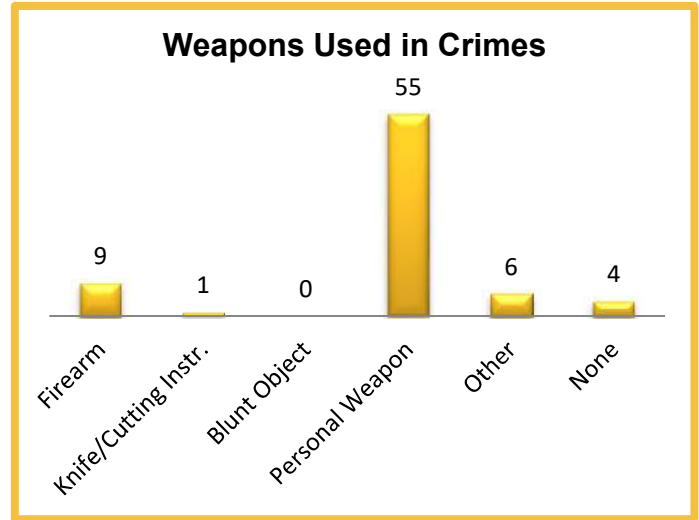
2021 Washington NIBRS Submission Agencies

WHITMAN SO

Continued

2021 Group B Arrests

Offense	Adult	Juvenile
Bad Checks	0	0
Curfew/Vagrancy	0	0
Disorderly Conduct	10	1
Drunkenness	0	0
DUI	46	0
Family Offenses	0	1
Liquor Law Violations	2	0
Peeping Tom	0	0
Trespass	13	5
All Other Offenses	190	3
Total	261	10



2021 Property Values by Type

Type	Value
Seized	\$12,587
Burned	\$1,000
Counterfeited/Forged	\$0
Destroyed/Damaged	\$10,426
Recovered	\$17,195
Stolen	\$98,341
Total	\$139,549

2021 Washington NIBRS Submission Agencies

COLFAX PD

Whitman County

Population: 2,855
Months Reported: 1

Offense Overview

Offense Total 1
of Cleared Offense 0
Percent Cleared 0.0%

Group A Arrest Overview

Arrest Total 0
Adult Arrest Total 0
Juvenile Arrest Total 0

Group A Offenses	Reported 2020	Reported 2021	% of Change*	Crime Rate per 1,000	Total Arrests	DV Offense Totals
Murder	0	0		0.0	0	0
Manslaughter	0	0		0.0	0	0
Rape	1	0		0.0	0	0
Sodomy	0	0		0.0	0	0
Sexual Assault w/Object	0	0		0.0	0	0
Fondling	0	0		0.0	0	0
Aggravated Assault	0	0		0.0	0	0
Simple Assault	5	0		0.0	0	0
Intimidation	0	0		0.0	0	0
Kidnapping	0	0		0.0	0	0
Incest	0	0		0.0	0	0
Statutory Rape	0	0		0.0	0	0
Human Trafficking Offenses	0	0		0.0	0	0
Violation of No Contact/Protect.	5	1		0.4	0	0
Robbery	0	0		0.0	0	0
Burglary	2	0		0.0	0	0
Larceny-Theft Offenses	14	0		0.0	0	0
Motor Vehicle Theft	0	0		0.0	0	0
Arson	0	0		0.0	0	0
Destruction of Property	8	0		0.0	0	0
Counterfeiting/Forgery	0	0		0.0	0	0
Fraud Offenses	0	0		0.0	0	0
Embezzlement	0	0		0.0	0	0
Extortion/Blackmail	0	0		0.0	0	0
Bribery	0	0		0.0	0	0
Stolen Property Offenses	0	0		0.0	0	0
Animal Cruelty	0	0		0.0	0	0
Drug/Narcotic Violations	0	0		0.0	0	0
Drug Equipment Violations	0	0		0.0	0	0
Gambling Offenses	0	0		0.0	0	0
Pornography	0	0		0.0	0	0
Prostitution Offenses	0	0		0.0	0	0
Weapon Law Violations	0	0		0.0	0	0
Grand Total	35	1		0.4	0	0

* Please see #10 in the NIBRS Individual Agency Page Table Legend on page 88

2021 Washington NIBRS Submission Agencies

COLFAX PD

Continued

2021 Group B Arrests

Offense	Adult	Juvenile
Bad Checks	0	0
Curfew/Vagrancy	0	0
Disorderly Conduct	0	0
Drunkenness	0	0
DUI	0	0
Family Offenses	0	0
Liquor Law Violations	0	0
Peeping Tom	0	0
Trespass	0	0
All Other Offenses	0	0
Total	0	0

Weapons Used in Crimes

**No Weapons
Reported**

Drug Offenses by Type

**No Drug Offenses by Type
Reported**

Relationship of Victim to Offender

Other	0
Not Known	0
Outside Family	1
Within Family	0

Domestic Violence Injuries

**No Domestic Violence
Injuries Reported**

2021 Property Values by Type

Type	Value
Seized	0
Burned	0
Counterfeited/Forged	0
Destroyed/Damaged	0
Recovered	0
Stolen	0
Total	\$0

2021 Washington NIBRS Submission Agencies

PALOUSE PD

Whitman County

Population: 1,100
Months Reported: 1

Offense Overview

Offense Total 0
of Cleared Offense 0
Percent Cleared

Group A Arrest Overview

Arrest Total 0
Adult Arrest Total 0
Juvenile Arrest Total 0

Group A Offenses	Reported 2020	Reported 2021	% of Change*	Crime Rate per 1,000	Total Arrests	DV Offense Totals
Murder	0	0		0.0	0	0
Manslaughter	0	0		0.0	0	0
Rape	0	0		0.0	0	0
Sodomy	0	0		0.0	0	0
Sexual Assault w/Object	0	0		0.0	0	0
Fondling	0	0		0.0	0	0
Aggravated Assault	0	0		0.0	0	0
Simple Assault	0	0		0.0	0	0
Intimidation	0	0		0.0	0	0
Kidnapping	0	0		0.0	0	0
Incest	0	0		0.0	0	0
Statutory Rape	0	0		0.0	0	0
Human Trafficking Offenses	0	0		0.0	0	0
Violation of No Contact/Protect.	0	0		0.0	0	0
Robbery	0	0		0.0	0	0
Burglary	0	0		0.0	0	0
Larceny-Theft Offenses	0	0		0.0	0	0
Motor Vehicle Theft	0	0		0.0	0	0
Arson	0	0		0.0	0	0
Destruction of Property	1	0		0.0	0	0
Counterfeiting/Forgery	0	0		0.0	0	0
Fraud Offenses	0	0		0.0	0	0
Embezzlement	0	0		0.0	0	0
Extortion/Blackmail	0	0		0.0	0	0
Bribery	0	0		0.0	0	0
Stolen Property Offenses	0	0		0.0	0	0
Animal Cruelty	0	0		0.0	0	0
Drug/Narcotic Violations	1	0		0.0	0	0
Drug Equipment Violations	0	0		0.0	0	0
Gambling Offenses	0	0		0.0	0	0
Pornography	0	0		0.0	0	0
Prostitution Offenses	0	0		0.0	0	0
Weapon Law Violations	0	0		0.0	0	0
Grand Total	2	0		0.0	0	0

* Please see #10 in the NIBRS Individual Agency Page Table Legend on page 88

2021 Washington NIBRS Submission Agencies

PALOUSE PD

Continued

2021 Group B Arrests

Offense	Adult	Juvenile
Bad Checks	0	0
Curfew/Vagrancy	0	0
Disorderly Conduct	0	0
Drunkenness	0	0
DUI	0	0
Family Offenses	0	0
Liquor Law Violations	0	0
Peeping Tom	0	0
Trespass	0	0
All Other Offenses	0	0
Total	0	0

Weapons Used in Crimes

No Weapons
Reported

Drug Offenses by Type

No Drug Offenses by Type
Reported

Relationship of Victim to Offender

No Relationships
Reported

Domestic Violence Injuries

No Domestic Violence
Injuries Reported

2021 Property Values by Type

Type	Value
Seized	0
Burned	0
Counterfeited/Forged	0
Destroyed/Damaged	0
Recovered	0
Stolen	0
Total	\$0

2021 Washington NIBRS Submission Agencies

PULLMAN PD

Whitman County

Population: 32,454
Months Reported: 12

Offense Overview

Offense Total 796
of Cleared Offense 281
Percent Cleared 35.3%

Group A Arrest Overview

Arrest Total 238
Adult Arrest Total 218
Juvenile Arrest Total 20

Group A Offenses	Reported 2020	Reported 2021	% of Change	Crime Rate per 1,000	Total Arrests	DV Offense Totals
Murder	0	1		0.0	1	1
Manslaughter	0	0		0.0	0	0
Rape	14	16	14.3%	0.5	3	5
Sodomy	0	0		0.0	0	0
Sexual Assault w/Object	0	0		0.0	0	0
Fondling	2	4	100.0%	0.1	0	0
Aggravated Assault	11	17	54.5%	0.5	2	5
Simple Assault	122	164	34.4%	5.1	134	75
Intimidation	10	6	-40.0%	0.2	0	0
Kidnapping	1	0	-100.0%	0.0	0	0
Incest	0	0		0.0	0	0
Statutory Rape	0	1		0.0	0	0
Human Trafficking Offenses	0	0		0.0	0	0
Violation of No Contact/Protect.	26	41	57.7%	1.3	0	19
Robbery	3	4	33.3%	0.1	4	2
Burglary	65	71	9.2%	2.2	17	9
Larceny-Theft Offenses	206	187	-9.2%	5.8	36	1
Motor Vehicle Theft	7	6	-14.3%	0.2	2	0
Arson	1	1	0.0%	0.0	0	0
Destruction of Property	142	148	4.2%	4.6	29	15
Counterfeiting/Forgery	4	3	-25.0%	0.1	1	0
Fraud Offenses	133	84	-36.8%	2.6	0	0
Embezzlement	0	0		0.0	0	0
Extortion/Blackmail	7	4	-42.9%	0.1	0	0
Bribery	0	0		0.0	0	0
Stolen Property Offenses	1	2	100.0%	0.1	1	0
Animal Cruelty	1	2	100.0%	0.1	0	0
Drug/Narcotic Violations	18	17	-5.6%	0.5	4	0
Drug Equipment Violations	0	1		0.0	0	0
Gambling Offenses	0	0		0.0	0	0
Pornography	4	0	-100.0%	0.0	0	0
Prostitution Offenses	0	0		0.0	0	0
Weapon Law Violations	24	16	-33.3%	0.5	4	0
Grand Total	802	796	-0.7%	24.5	238	132

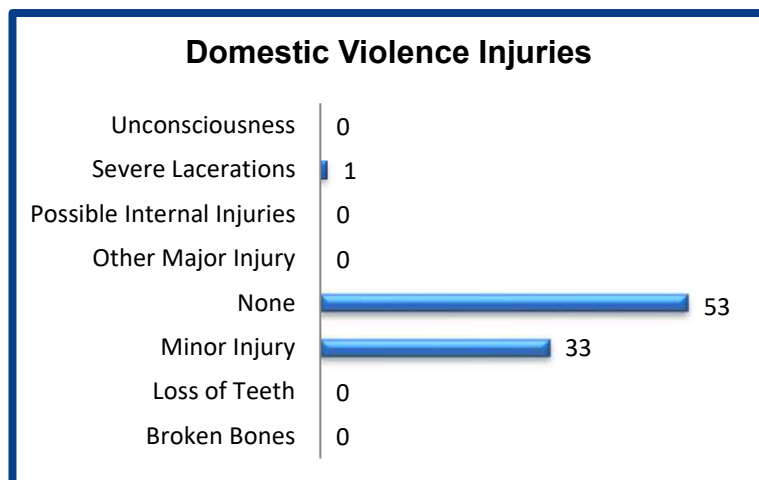
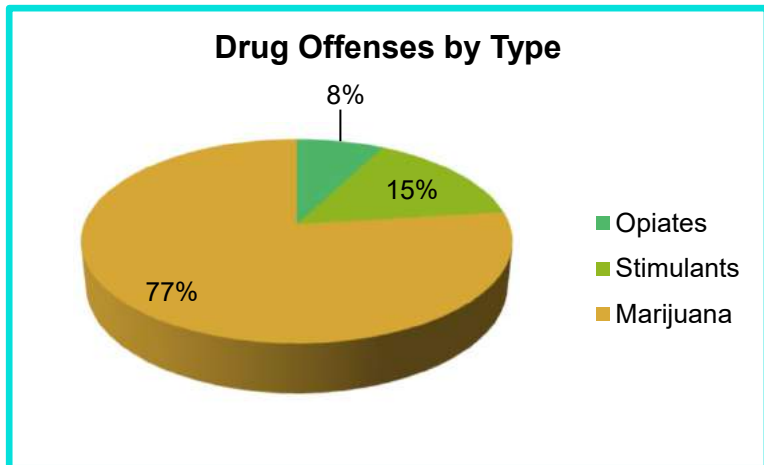
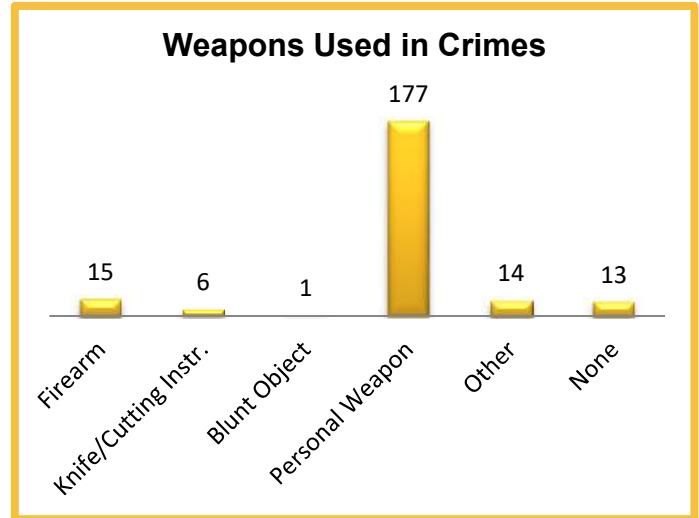
2021 Washington NIBRS Submission Agencies

PULLMAN PD

Continued

2021 Group B Arrests

Offense	Adult	Juvenile
Bad Checks	0	0
Curfew/Vagrancy	0	0
Disorderly Conduct	21	1
Drunkenness	0	0
DUI	56	0
Family Offenses	1	0
Liquor Law Violations	37	0
Peeping Tom	0	0
Trespass	13	0
All Other Offenses	122	1
Total	250	2



2021 Property Values by Type

Type	Value
Seized	\$80
Burned	\$100
Counterfeited/Forged	\$1,150
Destroyed/Damaged	\$48,958
Recovered	\$206,857
Stolen	\$972,737
Total	\$1,229,882

2021 Washington NIBRS Submission Agencies

WA STATE UNIVERSITY PD

Whitman County

Population: 0
Months Reported: 12

Offense Overview

Offense Total 170
of Cleared Offense 14
Percent Cleared 8.2%

Group A Arrest Overview

Arrest Total 10
Adult Arrest Total 10
Juvenile Arrest Total 0

Group A Offenses	Reported 2020	Reported 2021	% of Change	Crime Rate per 1,000	Total Arrests	DV Offense Totals
Murder	0	0		0.0	0	0
Manslaughter	0	0		0.0	0	0
Rape	3	5	66.7%	0.0	0	0
Sodomy	0	0		0.0	0	0
Sexual Assault w/Object	0	0		0.0	0	0
Fondling	0	0		0.0	0	0
Aggravated Assault	1	0	-100.0%	0.0	0	0
Simple Assault	6	22	266.7%	0.0	4	8
Intimidation	0	0		0.0	0	0
Kidnapping	0	0		0.0	1	0
Incest	0	0		0.0	0	0
Statutory Rape	0	0		0.0	0	0
Human Trafficking Offenses	0	0		0.0	0	0
Violation of No Contact/Protect.	2	1	-50.0%	0.0	0	0
Robbery	0	0		0.0	0	0
Burglary	4	2	-50.0%	0.0	0	0
Larceny-Theft Offenses	28	34	21.4%	0.0	1	1
Motor Vehicle Theft	0	0		0.0	0	0
Arson	0	0		0.0	0	0
Destruction of Property	53	77	45.3%	0.0	2	1
Counterfeiting/Forgery	2	1	-50.0%	0.0	0	0
Fraud Offenses	9	16	77.8%	0.0	0	0
Embezzlement	0	0		0.0	0	0
Extortion/Blackmail	2	0	-100.0%	0.0	0	0
Bribery	0	0		0.0	0	0
Stolen Property Offenses	1	1	0.0%	0.0	0	0
Animal Cruelty	0	0		0.0	0	0
Drug/Narcotic Violations	11	4	-63.6%	0.0	2	0
Drug Equipment Violations	1	2	100.0%	0.0	0	0
Gambling Offenses	0	0		0.0	0	0
Pornography	3	0	-100.0%	0.0	0	0
Prostitution Offenses	0	1		0.0	0	0
Weapon Law Violations	2	4	100.0%	0.0	0	0
Grand Total	128	170	32.8%	0.0	10	10

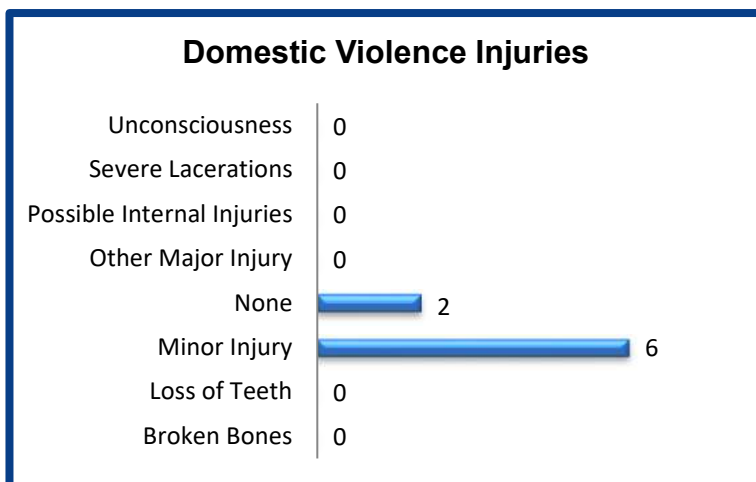
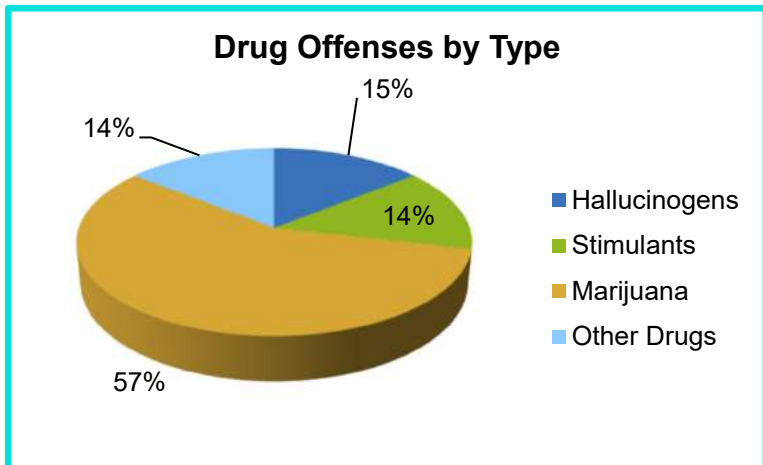
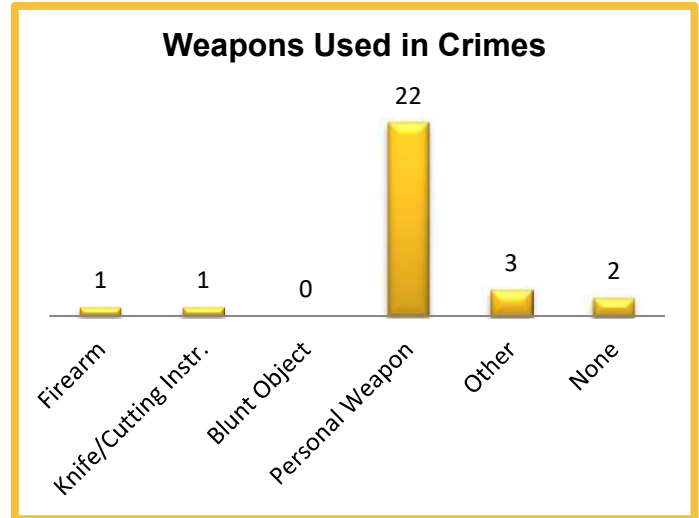
2021 Washington NIBRS Submission Agencies

WA STATE UNIVERSITY PD

Continued

2021 Group B Arrests

Offense	Adult	Juvenile
Bad Checks	0	0
Curfew/Vagrancy	0	0
Disorderly Conduct	1	0
Drunkenness	0	0
DUI	16	0
Family Offenses	0	0
Liquor Law Violations	20	0
Peeping Tom	0	0
Trespass	3	0
All Other Offenses	15	0
Total	55	0



2021 Property Values by Type

Type	Value
Seized	\$320
Burned	\$0
Counterfeited/Forged	\$1,000
Destroyed/Damaged	\$25,636
Recovered	\$2,595
Stolen	\$24,198
Total	\$53,749

2021 Washington NIBRS Submission Agencies

YAKIMA SO

Yakima County

Population: 90,670
Months Reported: 12

Offense Overview

Offense Total 2,944
of Cleared Offense 623
Percent Cleared 21.2%

Group A Arrest Overview

Arrest Total 420
Adult Arrest Total 384
Juvenile Arrest Total 36

Group A Offenses	Reported 2020	Reported 2021	% of Change	Crime Rate per 1,000	Total Arrests	DV Offense Totals
Murder	9	1	-88.9%	0.0	0	0
Manslaughter	0	0		0.0	0	0
Rape	34	12	-64.7%	0.1	11	7
Sodomy	1	2	100.0%	0.0	0	0
Sexual Assault w/Object	1	0	-100.0%	0.0	0	0
Fondling	41	44	7.3%	0.5	7	17
Aggravated Assault	104	90	-13.5%	1.0	51	36
Simple Assault	448	386	-13.8%	4.3	127	280
Intimidation	91	60	-34.1%	0.7	1	21
Kidnapping	16	13	-18.8%	0.1	9	10
Incest	0	0		0.0	0	0
Statutory Rape	0	0		0.0	0	0
Human Trafficking Offenses	0	0		0.0	0	0
Violation of No Contact/Protect.	213	196	-8.0%	2.2	56	168
Robbery	29	13	-55.2%	0.1	3	2
Burglary	418	368	-12.0%	4.1	32	12
Larceny-Theft Offenses	725	626	-13.7%	6.9	33	16
Motor Vehicle Theft	306	272	-11.1%	3.0	5	4
Arson	9	4	-55.6%	0.0	0	0
Destruction of Property	679	585	-13.8%	6.5	34	76
Counterfeiting/Forgery	12	2	-83.3%	0.0	2	0
Fraud Offenses	413	133	-67.8%	1.5	1	0
Embezzlement	1	0	-100.0%	0.0	0	0
Extortion/Blackmail	1	4	300.0%	0.0	0	0
Bribery	0	0		0.0	0	0
Stolen Property Offenses	49	40	-18.4%	0.4	18	1
Animal Cruelty	0	0		0.0	0	0
Drug/Narcotic Violations	89	41	-53.9%	0.5	18	0
Drug Equipment Violations	21	6	-71.4%	0.1	0	0
Gambling Offenses	0	0		0.0	0	0
Pornography	8	3	-62.5%	0.0	1	0
Prostitution Offenses	0	0		0.0	0	0
Weapon Law Violations	56	43	-23.2%	0.5	11	0
Grand Total	3,774	2,944	-22.0%	32.5	420	650

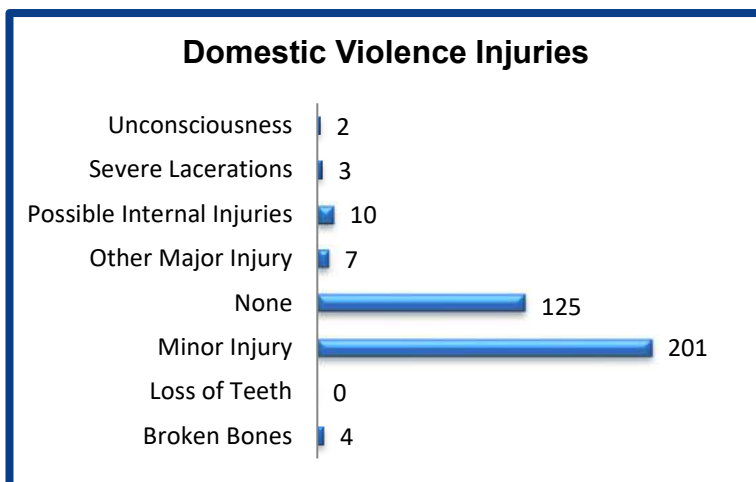
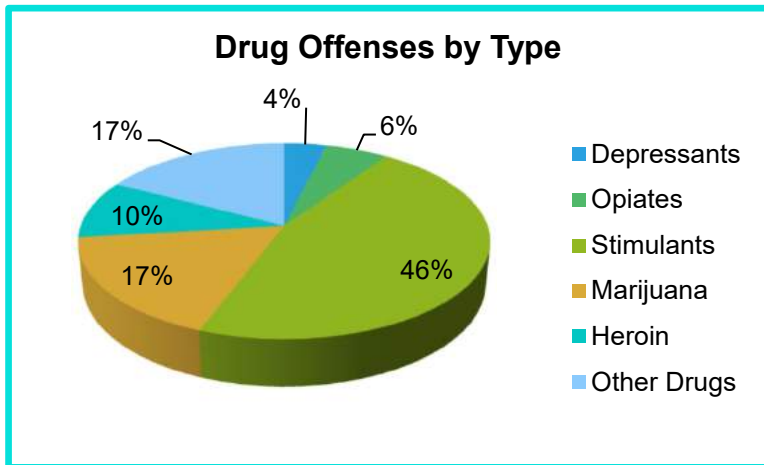
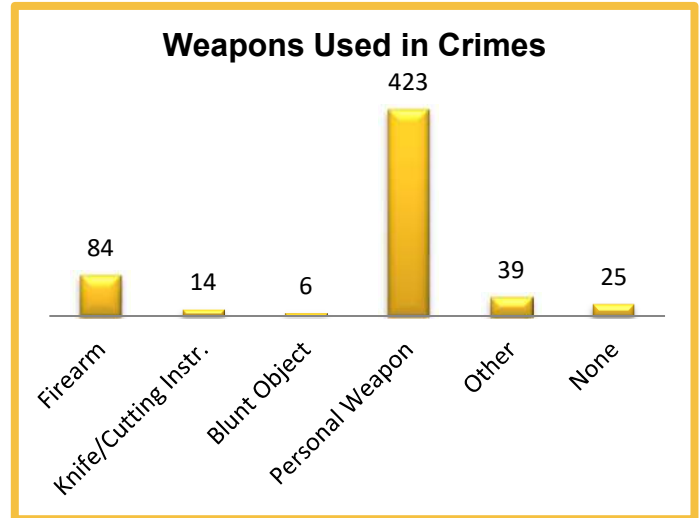
2021 Washington NIBRS Submission Agencies

YAKIMA SO

Continued

2021 Group B Arrests

Offense	Adult	Juvenile
Bad Checks	0	0
Curfew/Vagrancy	0	0
Disorderly Conduct	10	0
Drunkenness	0	0
DUI	43	0
Family Offenses	0	0
Liquor Law Violations	1	1
Peeping Tom	0	0
Trespass	10	0
All Other Offenses	131	2
Total	195	3



2021 Property Values by Type

Type	Value
Seized	\$6
Burned	\$260,005
Counterfeited/Forged	\$400
Destroyed/Damaged	\$2,420,175
Recovered	\$2,662,481
Stolen	\$7,914,784
Total	\$13,257,851

2021 Washington NIBRS Submission Agencies

GRANDVIEW PD

Yakima County

Population: 11,360
Months Reported: 12

Offense Overview

Offense Total 719
of Cleared Offense 137
Percent Cleared 19.1%

Group A Arrest Overview

Arrest Total 120
Adult Arrest Total 115
Juvenile Arrest Total 5

Group A Offenses	Reported 2020	Reported 2021	% of Change	Crime Rate per 1,000	Total Arrests	DV Offense Totals
Murder	0	0		0.0	0	0
Manslaughter	0	0		0.0	0	0
Rape	5	4	-20.0%	0.4	0	3
Sodomy	0	0		0.0	0	0
Sexual Assault w/Object	0	0		0.0	0	0
Fondling	1	4	300.0%	0.4	0	2
Aggravated Assault	7	15	114.3%	1.3	3	8
Simple Assault	68	100	47.1%	8.8	56	66
Intimidation	23	10	-56.5%	0.9	0	2
Kidnapping	1	3	200.0%	0.3	1	3
Incest	0	0		0.0	0	0
Statutory Rape	1	0	-100.0%	0.0	0	0
Human Trafficking Offenses	0	0		0.0	0	0
Violation of No Contact/Protect.	61	62	1.6%	5.5	29	39
Robbery	3	1	-66.7%	0.1	0	0
Burglary	58	77	32.8%	6.8	0	3
Larceny-Theft Offenses	141	168	19.1%	14.8	16	8
Motor Vehicle Theft	47	73	55.3%	6.4	0	2
Arson	0	1		0.1	0	0
Destruction of Property	83	136	63.9%	12.0	4	14
Counterfeiting/Forgery	4	10	150.0%	0.9	0	0
Fraud Offenses	116	28	-75.9%	2.5	0	0
Embezzlement	0	1		0.1	0	0
Extortion/Blackmail	0	0		0.0	0	0
Bribery	0	0		0.0	0	0
Stolen Property Offenses	1	7	600.0%	0.6	3	0
Animal Cruelty	0	0		0.0	0	0
Drug/Narcotic Violations	18	13	-27.8%	1.1	3	0
Drug Equipment Violations	5	0	-100.0%	0.0	1	0
Gambling Offenses	0	0		0.0	0	0
Pornography	0	0		0.0	0	0
Prostitution Offenses	0	0		0.0	0	0
Weapon Law Violations	2	6	200.0%	0.5	4	0
Grand Total	645	719	11.5%	63.3	120	150

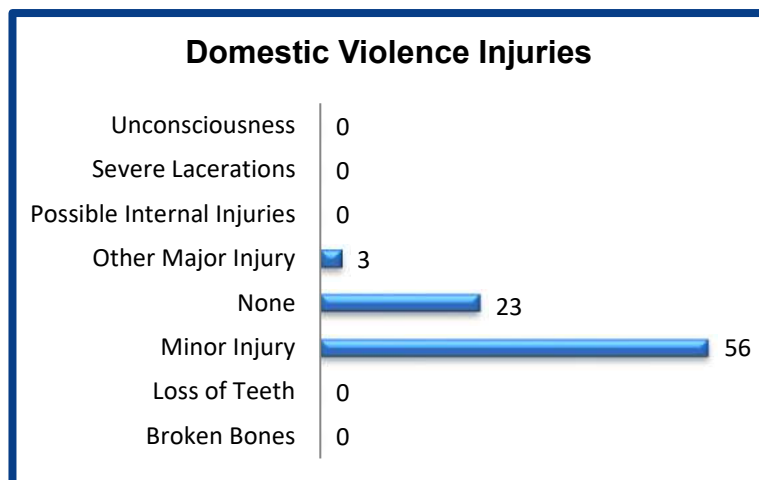
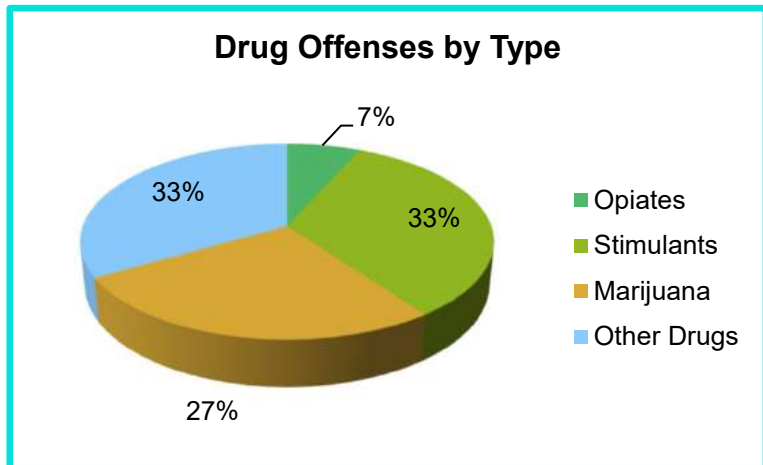
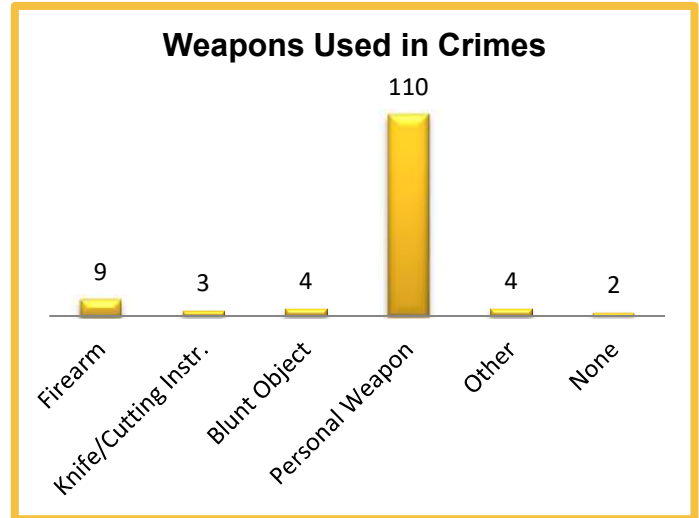
2021 Washington NIBRS Submission Agencies

GRANDVIEW PD

Continued

2021 Group B Arrests

Offense	Adult	Juvenile
Bad Checks	0	0
Curfew/Vagrancy	0	0
Disorderly Conduct	16	0
Drunkenness	0	0
DUI	65	0
Family Offenses	1	0
Liquor Law Violations	2	0
Peeping Tom	0	0
Trespass	22	0
All Other Offenses	33	2
Total	139	2



2021 Property Values by Type

Type	Value
Seized	\$2,623
Burned	\$21,000
Counterfeited/Forged	\$1,244
Destroyed/Damaged	\$93,558
Recovered	\$136,077
Stolen	\$508,433
Total	\$762,935

2021 Washington NIBRS Submission Agencies

MOXEE PD

Yakima County

Population: 4,435
Months Reported: 12

Offense Overview

Offense Total 123
of Cleared Offense 48
Percent Cleared 39.0%

Group A Arrest Overview

Arrest Total 33
Adult Arrest Total 25
Juvenile Arrest Total 8

Group A Offenses	Reported 2020	Reported 2021	% of Change	Crime Rate per 1,000	Total Arrests	DV Offense Totals
Murder	0	0		0.0	0	0
Manslaughter	0	0		0.0	0	0
Rape	1	1	0.0%	0.2	0	1
Sodomy	1	0	-100.0%	0.0	0	0
Sexual Assault w/Object	0	0		0.0	0	0
Fondling	4	2	-50.0%	0.5	1	2
Aggravated Assault	3	0	-100.0%	0.0	0	0
Simple Assault	19	16	-15.8%	3.6	8	10
Intimidation	8	8	0.0%	1.8	1	2
Kidnapping	0	0		0.0	0	0
Incest	1	0	-100.0%	0.0	0	0
Statutory Rape	0	0		0.0	0	0
Human Trafficking Offenses	0	0		0.0	0	0
Violation of No Contact/Protect.	9	6	-33.3%	1.4	6	5
Robbery	1	0	-100.0%	0.0	0	0
Burglary	6	5	-16.7%	1.1	1	1
Larceny-Theft Offenses	18	31	72.2%	7.0	0	1
Motor Vehicle Theft	7	7	0.0%	1.6	1	0
Arson	0	0		0.0	0	0
Destruction of Property	18	19	5.6%	4.3	4	3
Counterfeiting/Forgery	1	1	0.0%	0.2	0	0
Fraud Offenses	17	11	-35.3%	2.5	0	0
Embezzlement	1	0	-100.0%	0.0	0	0
Extortion/Blackmail	0	0		0.0	0	0
Bribery	0	0		0.0	0	0
Stolen Property Offenses	2	2	0.0%	0.5	1	0
Animal Cruelty	0	0		0.0	0	0
Drug/Narcotic Violations	7	8	14.3%	1.8	7	0
Drug Equipment Violations	2	3	50.0%	0.7	1	0
Gambling Offenses	0	0		0.0	0	0
Pornography	2	1	-50.0%	0.2	0	0
Prostitution Offenses	0	0		0.0	0	0
Weapon Law Violations	6	2	-66.7%	0.5	2	0
Grand Total	134	123	-8.2%	27.7	33	25

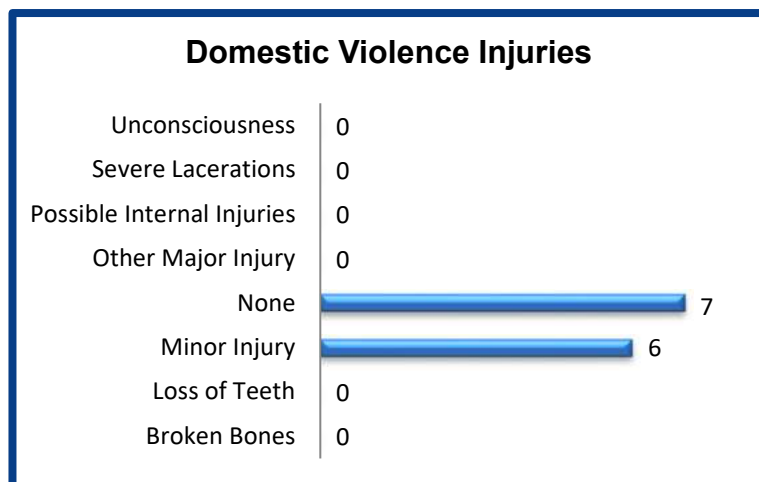
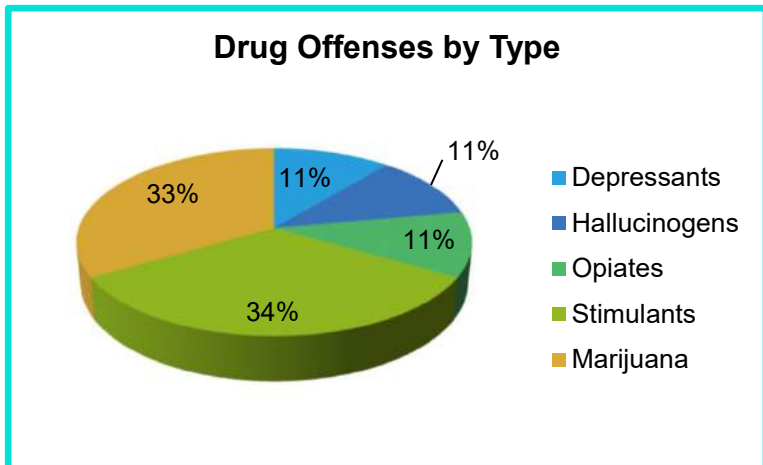
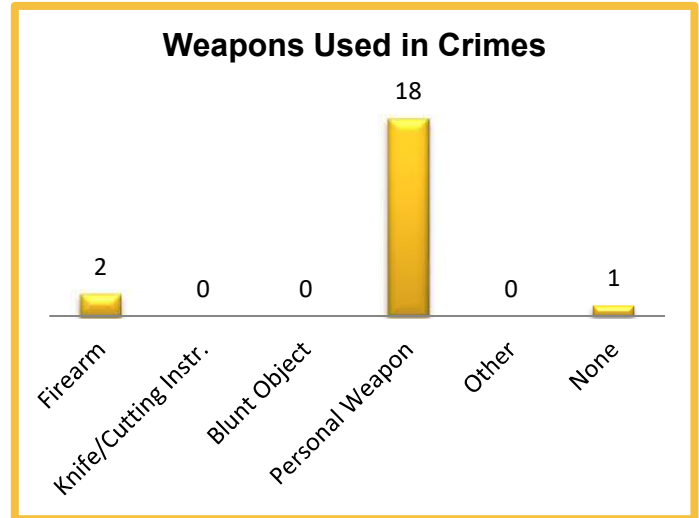
2021 Washington NIBRS Submission Agencies

MOXEE PD

Continued

2021 Group B Arrests

Offense	Adult	Juvenile
Bad Checks	0	0
Curfew/Vagrancy	0	0
Disorderly Conduct	0	0
Drunkenness	0	0
DUI	4	0
Family Offenses	1	0
Liquor Law Violations	0	0
Peeping Tom	0	0
Trespass	1	0
All Other Offenses	30	0
Total	36	0



2021 Property Values by Type

Type	Value
Seized	\$1,260
Burned	\$0
Counterfeited/Forged	\$50
Destroyed/Damaged	\$11,050
Recovered	\$52,150
Stolen	\$123,695
Total	\$188,205

2021 Washington NIBRS Submission Agencies

SELAH PD

Yakima County

Population: 8,180
Months Reported: 12

Offense Overview

Offense Total 435
of Cleared Offense 132
Percent Cleared 30.3%

Group A Arrest Overview

Arrest Total 108
Adult Arrest Total 96
Juvenile Arrest Total 12

Group A Offenses	Reported 2020	Reported 2021	% of Change	Crime Rate per 1,000	Total Arrests	DV Offense Totals
Murder	1	0	-100.0%	0.0	0	0
Manslaughter	0	0		0.0	0	0
Rape	1	2	100.0%	0.2	1	0
Sodomy	0	0		0.0	0	0
Sexual Assault w/Object	0	0		0.0	0	0
Fondling	4	3	-25.0%	0.4	0	2
Aggravated Assault	0	3		0.4	5	0
Simple Assault	37	59	59.5%	7.2	35	29
Intimidation	4	4	0.0%	0.5	0	2
Kidnapping	0	0		0.0	0	0
Incest	0	0		0.0	0	0
Statutory Rape	0	0		0.0	0	0
Human Trafficking Offenses	0	0		0.0	0	0
Violation of No Contact/Protect.	26	33	26.9%	4.0	21	30
Robbery	4	2	-50.0%	0.2	0	0
Burglary	14	33	135.7%	4.0	5	2
Larceny-Theft Offenses	122	145	18.9%	17.7	24	2
Motor Vehicle Theft	15	20	33.3%	2.4	0	0
Arson	0	0		0.0	0	0
Destruction of Property	72	107	48.6%	13.1	10	5
Counterfeiting/Forgery	4	2	-50.0%	0.2	1	0
Fraud Offenses	34	9	-73.5%	1.1	3	0
Embezzlement	0	0		0.0	0	0
Extortion/Blackmail	0	0		0.0	0	0
Bribery	0	0		0.0	0	0
Stolen Property Offenses	4	4	0.0%	0.5	0	0
Animal Cruelty	0	0		0.0	0	0
Drug/Narcotic Violations	1	2	100.0%	0.2	0	0
Drug Equipment Violations	0	1		0.1	1	0
Gambling Offenses	0	0		0.0	0	0
Pornography	3	1	-66.7%	0.1	0	0
Prostitution Offenses	0	0		0.0	0	0
Weapon Law Violations	2	5	150.0%	0.6	2	0
Grand Total	348	435	25.0%	53.2	108	72

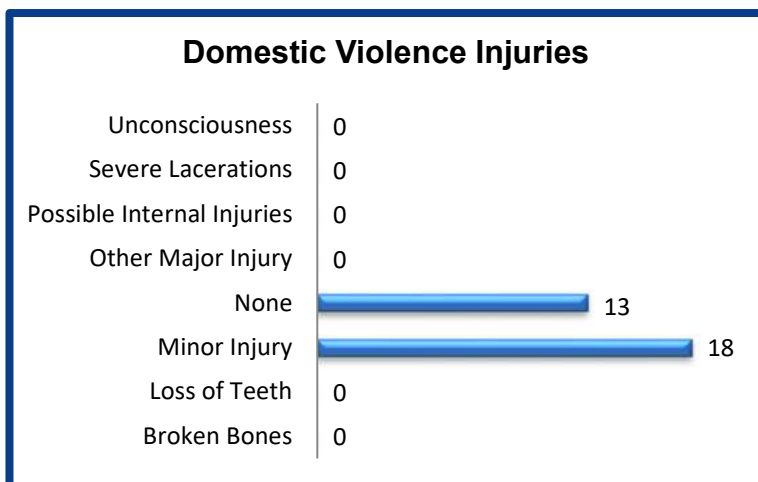
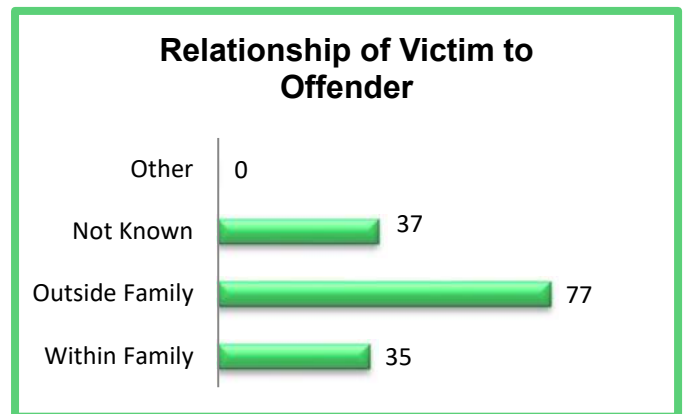
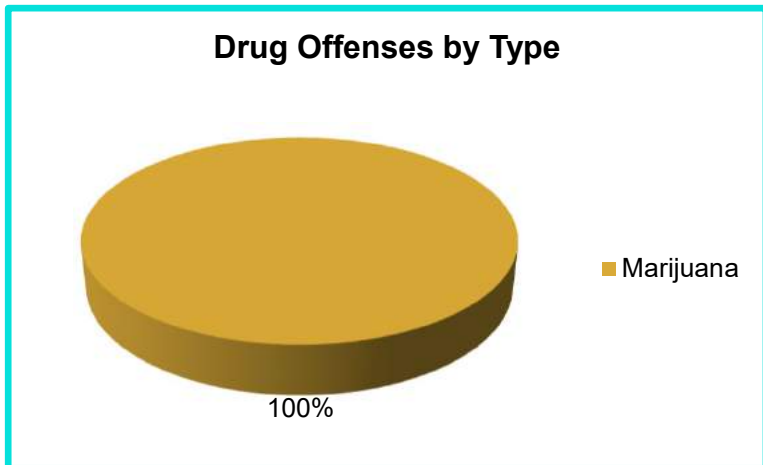
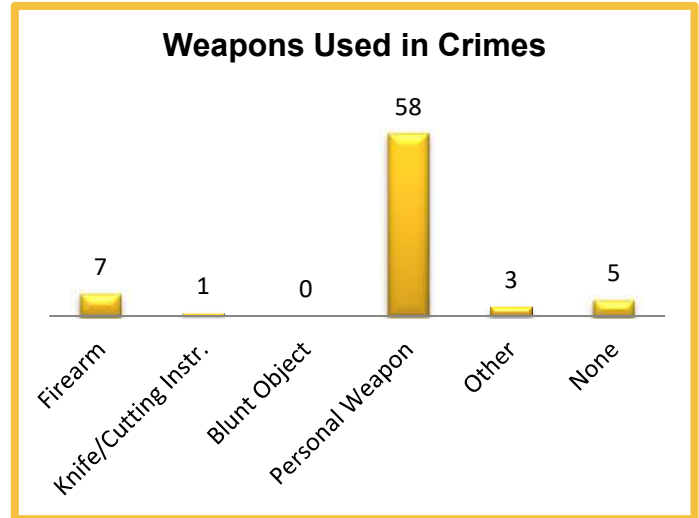
2021 Washington NIBRS Submission Agencies

SELAH PD

Continued

2021 Group B Arrests

Offense	Adult	Juvenile
Bad Checks	0	0
Curfew/Vagrancy	0	0
Disorderly Conduct	2	0
Drunkenness	0	0
DUI	4	0
Family Offenses	0	0
Liquor Law Violations	0	0
Peeping Tom	0	0
Trespass	3	0
All Other Offenses	90	1
Total	99	1



2021 Property Values by Type

Type	Value
Seized	\$5
Burned	\$0
Counterfeited/Forged	\$12,189
Destroyed/Damaged	\$54,340
Recovered	\$86,494
Stolen	\$270,950
Total	\$423,978

2021 Washington NIBRS Submission Agencies

SUNNYSIDE PD

Yakima County

Population: 17,400
Months Reported: 12

Offense Overview

Offense Total 1,484
of Cleared Offense 345
Percent Cleared 23.2%

Group A Arrest Overview

Arrest Total 324
Adult Arrest Total 284
Juvenile Arrest Total 40

Group A Offenses	Reported 2020	Reported 2021	% of Change	Crime Rate per 1,000	Total Arrests	DV Offense Totals
Murder	1	5	400.0%	0.3	1	0
Manslaughter	0	0		0.0	0	0
Rape	5	4	-20.0%	0.2	3	1
Sodomy	0	1		0.1	0	0
Sexual Assault w/Object	0	0		0.0	0	0
Fondling	21	22	4.8%	1.3	0	5
Aggravated Assault	35	22	-37.1%	1.3	28	4
Simple Assault	176	219	24.4%	12.6	110	132
Intimidation	41	27	-34.1%	1.6	4	2
Kidnapping	6	4	-33.3%	0.2	3	4
Incest	3	0	-100.0%	0.0	0	0
Statutory Rape	0	0		0.0	0	0
Human Trafficking Offenses	0	0		0.0	0	0
Violation of No Contact/Protect.	68	70	2.9%	4.0	33	48
Robbery	8	6	-25.0%	0.3	4	2
Burglary	110	92	-16.4%	5.3	15	2
Larceny-Theft Offenses	547	368	-32.7%	21.1	67	8
Motor Vehicle Theft	93	132	41.9%	7.6	0	0
Arson	0	2		0.1	1	0
Destruction of Property	296	414	39.9%	23.8	21	26
Counterfeiting/Forgery	15	2	-86.7%	0.1	2	0
Fraud Offenses	52	47	-9.6%	2.7	3	1
Embezzlement	0	0		0.0	0	0
Extortion/Blackmail	0	0		0.0	0	0
Bribery	0	0		0.0	0	0
Stolen Property Offenses	3	0	-100.0%	0.0	0	0
Animal Cruelty	0	0		0.0	0	0
Drug/Narcotic Violations	22	4	-81.8%	0.2	1	0
Drug Equipment Violations	21	12	-42.9%	0.7	14	0
Gambling Offenses	0	0		0.0	0	0
Pornography	0	0		0.0	0	0
Prostitution Offenses	0	0		0.0	0	0
Weapon Law Violations	16	31	93.8%	1.8	14	0
Grand Total	1,539	1,484	-3.6%	85.3	324	235

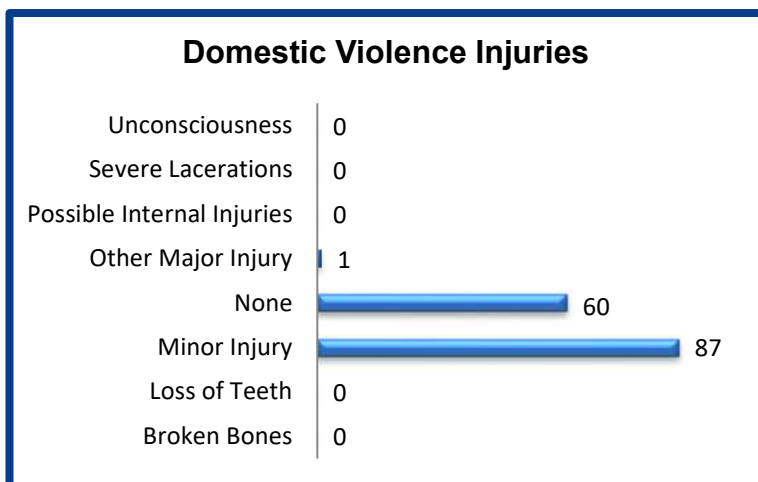
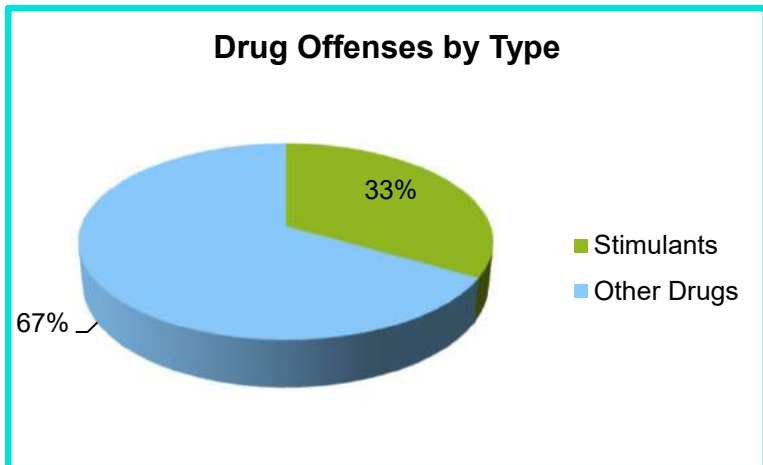
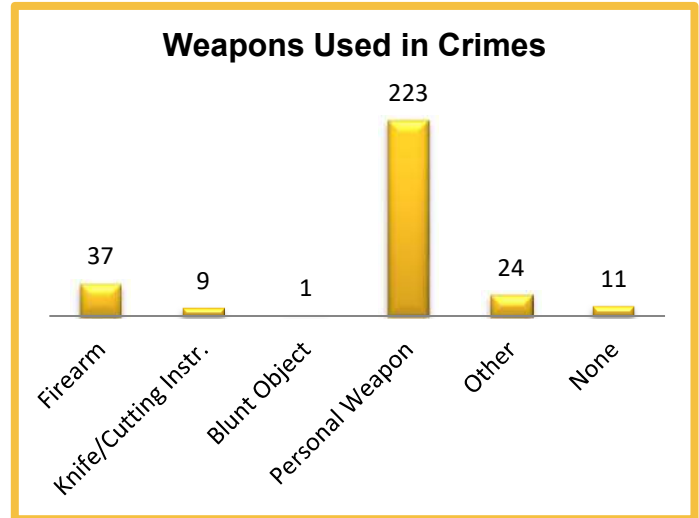
2021 Washington NIBRS Submission Agencies

SUNNYSIDE PD

Continued

2021 Group B Arrests

Offense	Adult	Juvenile
Bad Checks	0	0
Curfew/Vagrancy	0	0
Disorderly Conduct	35	2
Drunkenness	0	0
DUI	107	3
Family Offenses	0	0
Liquor Law Violations	7	0
Peeping Tom	0	0
Trespass	44	5
All Other Offenses	309	2
Total	502	12



2021 Property Values by Type

Type	Value
Seized	\$61
Burned	\$2,500
Counterfeited/Forged	\$1,290
Destroyed/Damaged	\$752,947
Recovered	\$401,888
Stolen	\$1,448,457
Total	\$2,607,143

2021 Washington NIBRS Submission Agencies

TIETON PD

Yakima County

Population: 1,355
Months Reported: 8

Offense Overview

Offense Total 7
of Cleared Offense 6
Percent Cleared 85.7%

Group A Arrest Overview

Arrest Total 6
Adult Arrest Total 6
Juvenile Arrest Total 0

Group A Offenses	Reported 2020	Reported 2021	% of Change*	Crime Rate per 1,000	Total Arrests	DV Offense Totals
Murder	0	0		0.0	0	0
Manslaughter	0	0		0.0	0	0
Rape	0	0		0.0	0	0
Sodomy	0	0		0.0	0	0
Sexual Assault w/Object	0	0		0.0	0	0
Fondling	0	0		0.0	0	0
Aggravated Assault	0	0		0.0	0	0
Simple Assault	3	4		3.0	4	3
Intimidation	0	0		0.0	0	0
Kidnapping	0	0		0.0	0	0
Incest	0	0		0.0	0	0
Statutory Rape	0	0		0.0	0	0
Human Trafficking Offenses	0	0		0.0	0	0
Violation of No Contact/Protect.	1	1		0.7	1	0
Robbery	0	0		0.0	0	0
Burglary	0	0		0.0	0	0
Larceny-Theft Offenses	6	1		0.7	0	0
Motor Vehicle Theft	0	0		0.0	0	0
Arson	0	0		0.0	0	0
Destruction of Property	2	1		0.7	1	1
Counterfeiting/Forgery	0	0		0.0	0	0
Fraud Offenses	0	0		0.0	0	0
Embezzlement	0	0		0.0	0	0
Extortion/Blackmail	0	0		0.0	0	0
Bribery	0	0		0.0	0	0
Stolen Property Offenses	0	0		0.0	0	0
Animal Cruelty	0	0		0.0	0	0
Drug/Narcotic Violations	0	0		0.0	0	0
Drug Equipment Violations	0	0		0.0	0	0
Gambling Offenses	0	0		0.0	0	0
Pornography	0	0		0.0	0	0
Prostitution Offenses	0	0		0.0	0	0
Weapon Law Violations	0	0		0.0	0	0
Grand Total	12	7		5.2	6	4

* Please see #10 in the NIBRS Individual Agency Page Table Legend on page 88

2021 Washington NIBRS Submission Agencies

TIETON PD

Continued

2021 Group B Arrests

Offense	Adult	Juvenile
Bad Checks	0	0
Curfew/Vagrancy	0	0
Disorderly Conduct	0	0
Drunkenness	0	0
DUI	0	0
Family Offenses	0	0
Liquor Law Violations	0	0
Peeping Tom	0	0
Trespass	0	0
All Other Offenses	8	0
Total	8	0

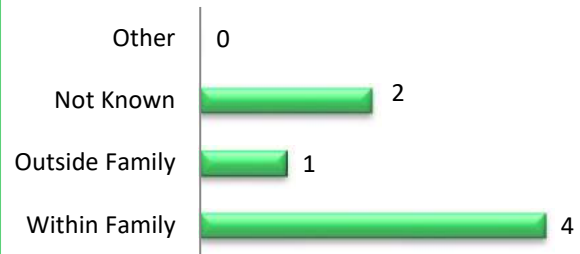
Weapons Used in Crimes



Drug Offenses by Type

**No Drug Offenses by Type
Reported**

Relationship of Victim to Offender



Domestic Violence Injuries

Unconsciousness	0
Severe Lacerations	0
Possible Internal Injuries	0
Other Major Injury	0
None	0
Minor Injury	3
Loss of Teeth	0
Broken Bones	0

2021 Property Values by Type

Type	Value
Seized	\$0
Burned	\$0
Counterfeited/Forged	\$0
Destroyed/Damaged	\$250
Recovered	\$0
Stolen	\$700
Total	\$950

2021 Washington NIBRS Submission Agencies

TOPPENISH PD

Yakima County

Population: 9,200
Months Reported: 12

Offense Overview

Offense Total 1,175
of Cleared Offense 362
Percent Cleared 30.8%

Group A Arrest Overview

Arrest Total 333
Adult Arrest Total 316
Juvenile Arrest Total 17

Group A Offenses	Reported 2020	Reported 2021	% of Change	Crime Rate per 1,000	Total Arrests	DV Offense Totals
Murder	2	1	-50.0%	0.1	0	0
Manslaughter	0	0		0.0	0	0
Rape	2	5	150.0%	0.5	2	2
Sodomy	0	0		0.0	0	0
Sexual Assault w/Object	0	0		0.0	0	0
Fondling	29	2	-93.1%	0.2	0	1
Aggravated Assault	47	33	-29.8%	3.6	15	12
Simple Assault	93	80	-14.0%	8.7	63	37
Intimidation	12	6	-50.0%	0.7	0	2
Kidnapping	11	3	-72.7%	0.3	3	3
Incest	1	0	-100.0%	0.0	0	0
Statutory Rape	0	0		0.0	0	0
Human Trafficking Offenses	0	0		0.0	0	0
Violation of No Contact/Protect.	32	41	28.1%	4.5	34	38
Robbery	10	13	30.0%	1.4	3	0
Burglary	148	100	-32.4%	10.9	18	0
Larceny-Theft Offenses	343	407	18.7%	44.2	138	1
Motor Vehicle Theft	95	80	-15.8%	8.7	3	2
Arson	4	5	25.0%	0.5	4	1
Destruction of Property	244	327	34.0%	35.5	21	13
Counterfeiting/Forgery	8	8	0.0%	0.9	2	0
Fraud Offenses	34	14	-58.8%	1.5	0	0
Embezzlement	0	0		0.0	0	0
Extortion/Blackmail	0	0		0.0	0	0
Bribery	0	0		0.0	0	0
Stolen Property Offenses	21	16	-23.8%	1.7	15	0
Animal Cruelty	0	0		0.0	0	0
Drug/Narcotic Violations	17	7	-58.8%	0.8	6	0
Drug Equipment Violations	22	3	-86.4%	0.3	2	0
Gambling Offenses	0	0		0.0	0	0
Pornography	1	0	-100.0%	0.0	0	0
Prostitution Offenses	0	0		0.0	0	0
Weapon Law Violations	32	24	-25.0%	2.6	4	0
Grand Total	1,208	1,175	-2.7%	127.7	333	112

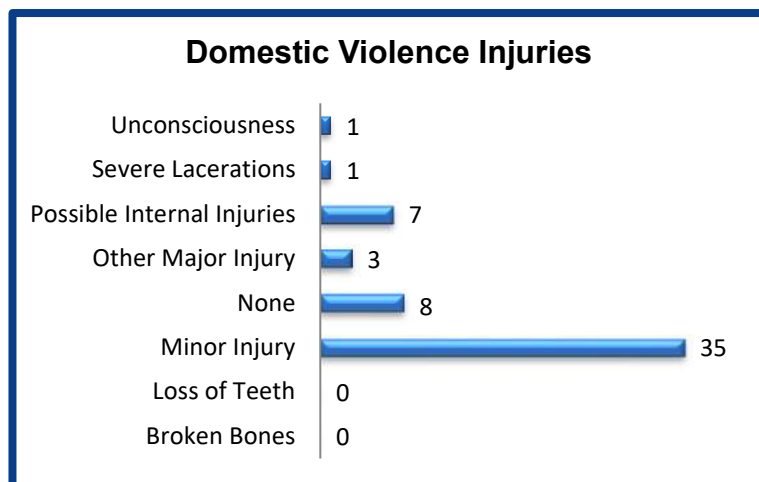
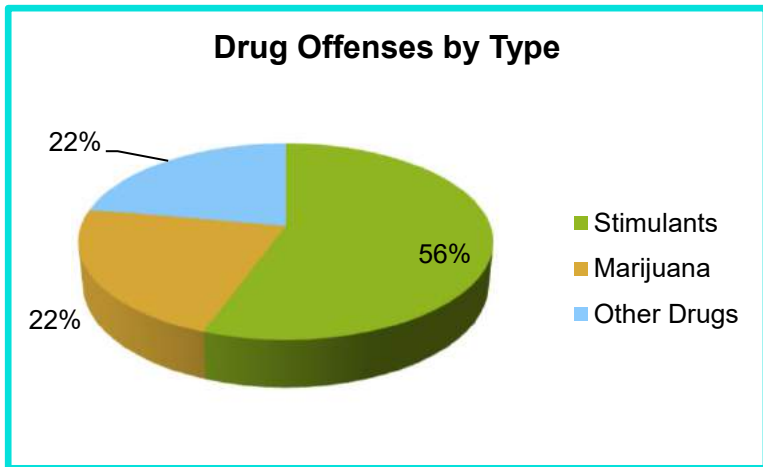
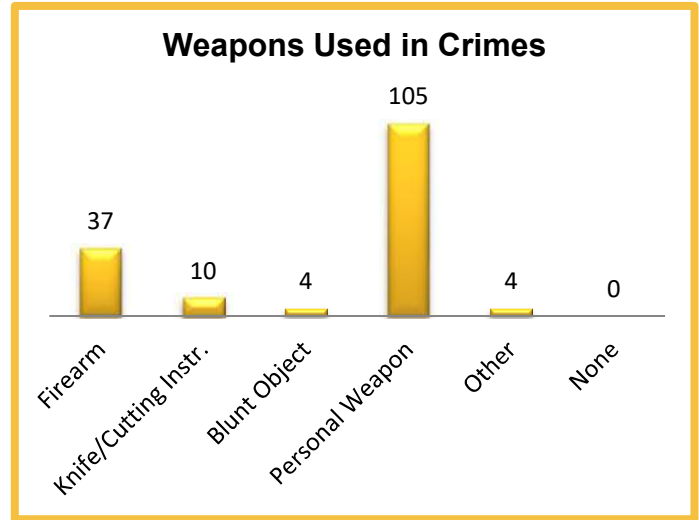
2021 Washington NIBRS Submission Agencies

TOPPENISH PD

Continued

2021 Group B Arrests

Offense	Adult	Juvenile
Bad Checks	0	0
Curfew/Vagrancy	0	0
Disorderly Conduct	23	0
Drunkenness	0	0
DUI	40	1
Family Offenses	0	0
Liquor Law Violations	1	3
Peeping Tom	0	0
Trespass	34	0
All Other Offenses	73	4
Total	171	8



2021 Property Values by Type

Type	Value
Seized	\$24
Burned	\$10,300
Counterfeited/Forged	\$4,893
Destroyed/Damaged	\$150,627
Recovered	\$573,419
Stolen	\$952,008
Total	\$1,691,271

2021 Washington NIBRS Submission Agencies

UNION GAP PD

Yakima County

Population: 6,430
Months Reported: 12

Offense Overview

Offense Total 728
of Cleared Offense 297
Percent Cleared 40.8%

Group A Arrest Overview

Arrest Total 261
Adult Arrest Total 243
Juvenile Arrest Total 18

Group A Offenses	Reported 2020	Reported 2021	% of Change	Crime Rate per 1,000	Total Arrests	DV Offense Totals
Murder	0	4		0.6	1	0
Manslaughter	0	0		0.0	0	0
Rape	0	2		0.3	1	0
Sodomy	0	0		0.0	0	0
Sexual Assault w/Object	0	0		0.0	0	0
Fondling	4	4	0.0%	0.6	2	1
Aggravated Assault	15	9	-40.0%	1.4	12	5
Simple Assault	76	84	10.5%	13.1	64	64
Intimidation	2	7	250.0%	1.1	0	2
Kidnapping	3	0	-100.0%	0.0	0	0
Incest	0	0		0.0	0	0
Statutory Rape	0	0		0.0	0	0
Human Trafficking Offenses	0	0		0.0	0	0
Violation of No Contact/Protect.	41	44	7.3%	6.8	27	37
Robbery	8	3	-62.5%	0.5	2	0
Burglary	69	86	24.6%	13.4	24	2
Larceny-Theft Offenses	339	239	-29.5%	37.2	96	2
Motor Vehicle Theft	55	60	9.1%	9.3	2	0
Arson	0	0		0.0	0	0
Destruction of Property	144	147	2.1%	22.9	16	19
Counterfeiting/Forgery	6	0	-100.0%	0.0	0	0
Fraud Offenses	37	17	-54.1%	2.6	0	0
Embezzlement	1	0	-100.0%	0.0	0	0
Extortion/Blackmail	1	0	-100.0%	0.0	0	0
Bribery	0	0		0.0	0	0
Stolen Property Offenses	12	3	-75.0%	0.5	3	0
Animal Cruelty	0	0		0.0	0	0
Drug/Narcotic Violations	19	4	-78.9%	0.6	2	0
Drug Equipment Violations	11	11	0.0%	1.7	7	0
Gambling Offenses	0	0		0.0	0	0
Pornography	1	0	-100.0%	0.0	0	0
Prostitution Offenses	1	0	-100.0%	0.0	0	0
Weapon Law Violations	10	4	-60.0%	0.6	2	0
Grand Total	855	728	-14.9%	113.2	261	132

2021 Washington NIBRS Submission Agencies

UNION GAP PD

Continued

2021 Group B Arrests

Offense	Adult	Juvenile
Bad Checks	0	0
Curfew/Vagrancy	0	0
Disorderly Conduct	8	2
Drunkenness	0	0
DUI	23	0
Family Offenses	1	0
Liquor Law Violations	0	1
Peeping Tom	0	0
Trespass	39	0
All Other Offenses	199	0
Total	270	3

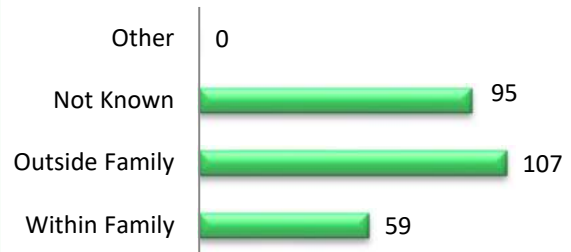
Weapons Used in Crimes



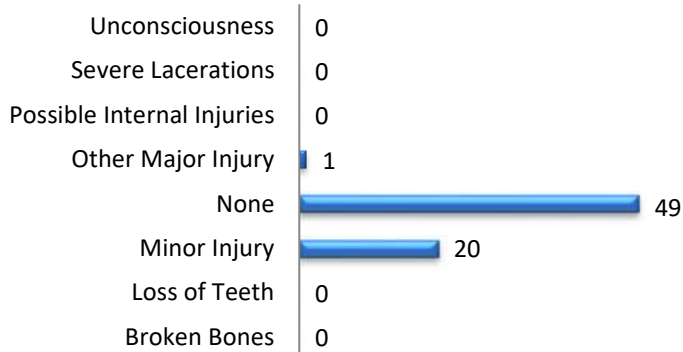
Drug Offenses by Type

**No Drug Offenses by Type
Reported**

Relationship of Victim to Offender



Domestic Violence Injuries



2021 Property Values by Type

Type	Value
Seized	\$0
Burned	\$0
Counterfeited/Forged	\$0
Destroyed/Damaged	\$117,743
Recovered	\$125,400
Stolen	\$897,731
Total	\$1,140,874

2021 Washington NIBRS Submission Agencies

YAKIMA PD

Yakima County

Population: 97,340
Months Reported: 12

Offense Overview

Offense Total 8,097
of Cleared Offense 3,036
Percent Cleared 37.5%

Group A Arrest Overview

Arrest Total 2,522
Adult Arrest Total 2,372
Juvenile Arrest Total 150

Group A Offenses	Reported 2020	Reported 2021	% of Change	Crime Rate per 1,000	Total Arrests	DV Offense Totals
Murder	9	10	11.1%	0.1	5	3
Manslaughter	1	0	-100.0%	0.0	0	0
Rape	21	27	28.6%	0.3	23	15
Sodomy	3	1	-66.7%	0.0	0	0
Sexual Assault w/Object	0	0		0.0	0	0
Fondling	123	171	39.0%	1.8	16	62
Aggravated Assault	547	452	-17.4%	4.6	213	140
Simple Assault	1,177	1,181	0.3%	12.1	771	800
Intimidation	214	232	8.4%	2.4	10	79
Kidnapping	34	43	26.5%	0.4	38	36
Incest	2	0	-100.0%	0.0	0	0
Statutory Rape	3	4	33.3%	0.0	0	2
Human Trafficking Offenses	0	0		0.0	0	0
Violation of No Contact/Protect.	722	820	13.6%	8.4	495	676
Robbery	109	77	-29.4%	0.8	29	4
Burglary	626	610	-2.6%	6.3	111	40
Larceny-Theft Offenses	2,185	1,952	-10.7%	20.1	301	81
Motor Vehicle Theft	526	539	2.5%	5.5	47	16
Arson	29	21	-27.6%	0.2	5	1
Destruction of Property	1,336	1,147	-14.1%	11.8	228	311
Counterfeiting/Forgery	32	16	-50.0%	0.2	9	2
Fraud Offenses	529	353	-33.3%	3.6	11	7
Embezzlement	2	1	-50.0%	0.0	0	0
Extortion/Blackmail	3	8	166.7%	0.1	0	2
Bribery	0	0		0.0	2	0
Stolen Property Offenses	49	76	55.1%	0.8	79	5
Animal Cruelty	0	0		0.0	0	0
Drug/Narcotic Violations	238	112	-52.9%	1.2	57	0
Drug Equipment Violations	108	61	-43.5%	0.6	22	0
Gambling Offenses	0	0		0.0	0	0
Pornography	44	19	-56.8%	0.2	4	0
Prostitution Offenses	5	1	-80.0%	0.0	1	0
Weapon Law Violations	200	163	-18.5%	1.7	45	0
Grand Total	8,877	8,097	-8.8%	83.2	2,522	2,282

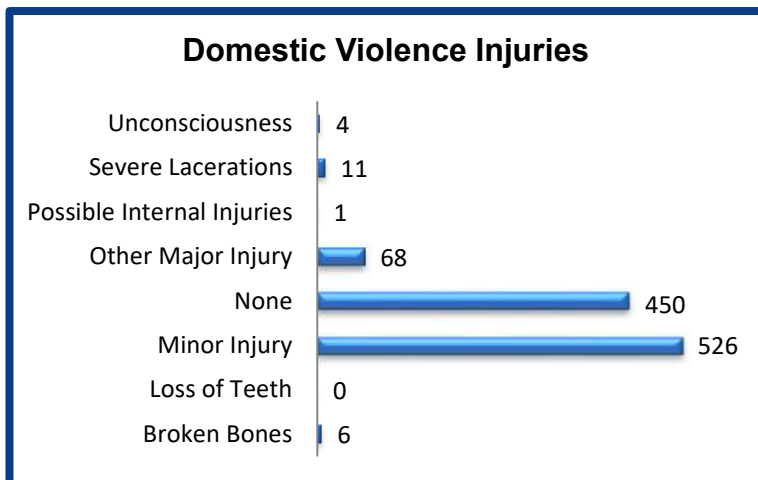
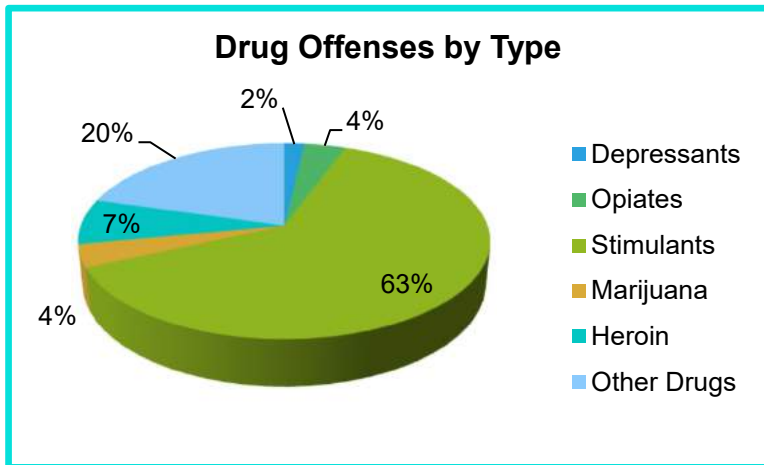
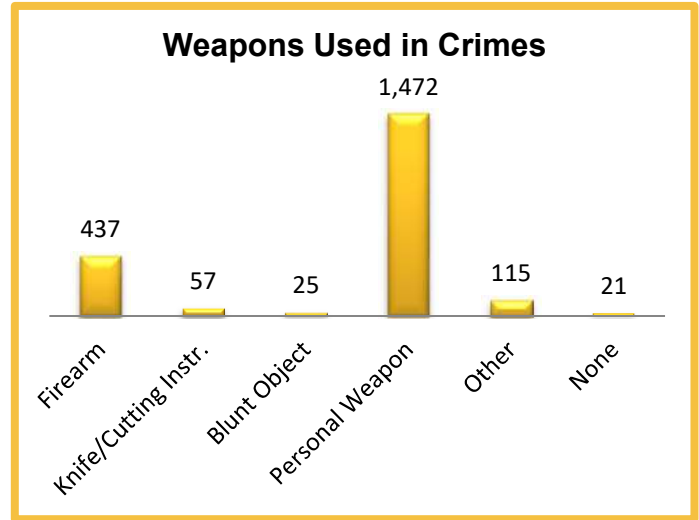
2021 Washington NIBRS Submission Agencies

YAKIMA PD

Continued

2021 Group B Arrests

Offense	Adult	Juvenile
Bad Checks	0	0
Curfew/Vagrancy	3	0
Disorderly Conduct	60	4
Drunkenness	0	0
DUI	362	7
Family Offenses	3	0
Liquor Law Violations	1	2
Peeping Tom	2	0
Trespass	125	3
All Other Offenses	416	9
Total	972	25



2021 Property Values by Type

Type	Value
Seized	\$274
Burned	\$17,473
Counterfeited/Forged	\$9,959
Destroyed/Damaged	\$2,667,673
Recovered	\$972,889
Stolen	\$6,929,763
Total	\$10,598,031

Non-Reporting Agencies

Departments that did not report in 2021

Colton Police Department
Cosmopolis Police Department
Forks Police Department
Garfield Police Department
Granger Police Department
Kittitas Police Department
Langley Police Department
Mabton Police Department
McCleary Police Department

Morton Police Department
Mossyrock Police Department
Napavine Police Department
Oakesdale Police Department
Odessa Police Department
Tenino Police Department
Wapato Police Department
Zillah Police Department

Agencies On Contract or Reporting through Another Agency

Coupeville Marshal's Office
Pe Ell Marshal's Office
Rainier Police Department
Republic Police Department
Rosalia Police Department

Springdale Police Department
Tonasket Police Department
Vader Police Department
Wilbur Police Department

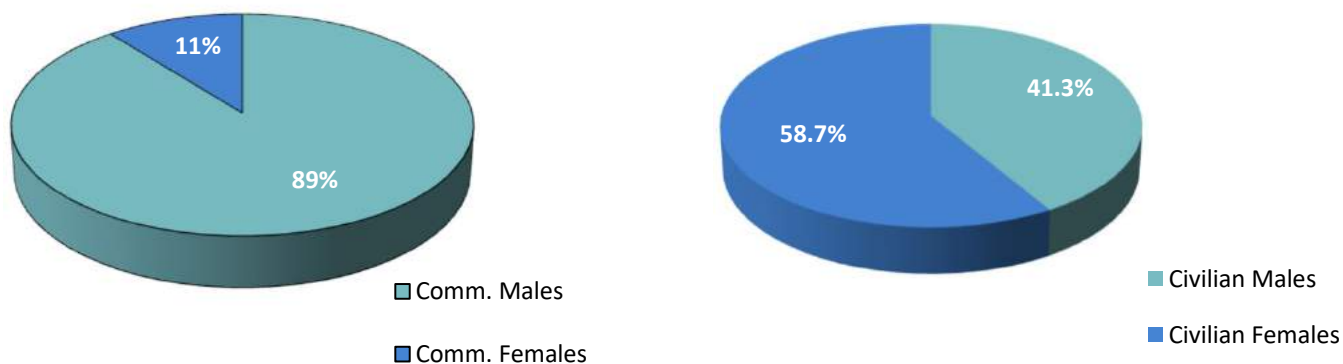
Full-Time Law Enforcement Employees

The following tables represent counts of full-time law enforcement employees as of October 31, 2021. This information is collected from an annual survey of all law enforcement agencies in Washington State.

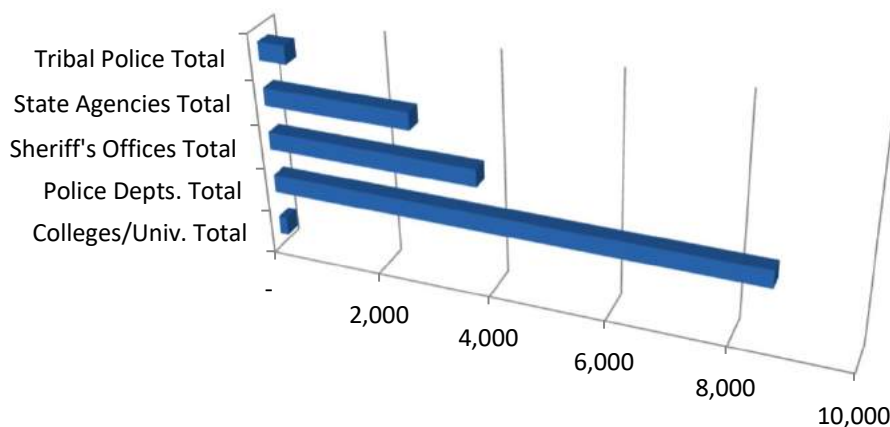
**Number of Full-Time Law Enforcement Employees
By Law Enforcement Agency Type as of
October 31, 2021**

	Total Employees	Comm. Males	% Comm. Males	Comm. Females	% Comm. Females	Civilian Males	% Civilian Males	Civilian Females	% Civilian Females
Colleges/Univ. Total	153	84	54.9%	14	9.2%	24	15.7%	31	20.3%
Police Depts. Total	8,605	5,940	69.0%	770	8.9%	590	6.9%	1,305	15.2%
Sheriff's Offices Total	3,743	2,065	55.2%	175	4.7%	731	19.5%	772	20.6%
State Agencies Total	2,617	1,182	45.2%	150	5.7%	616	23.5%	669	25.6%
Tribal Police Total	489	317	64.8%	39	8.0%	53	10.8%	80	16.4%
Grand Total	15,607	9,588	61.4%	1,148	7.4%	2,014	12.9%	2,857	18.3%

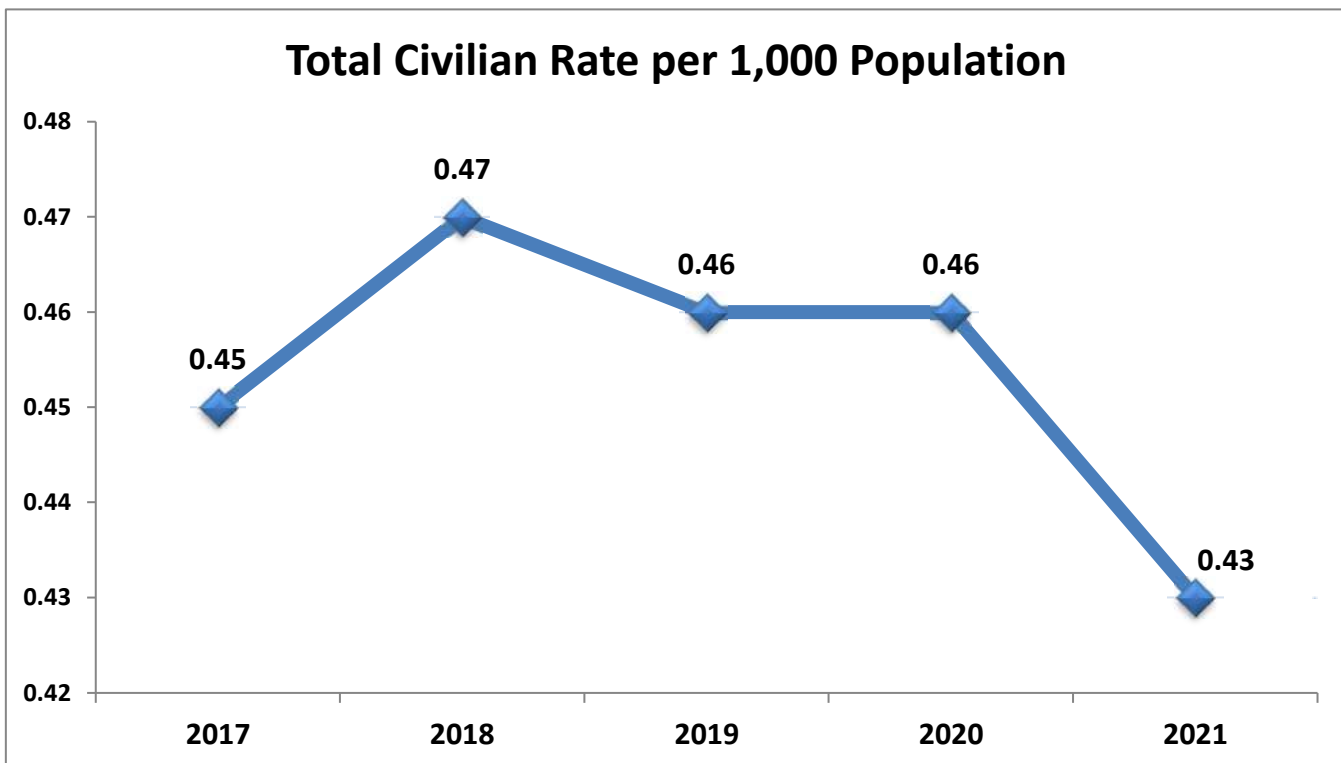
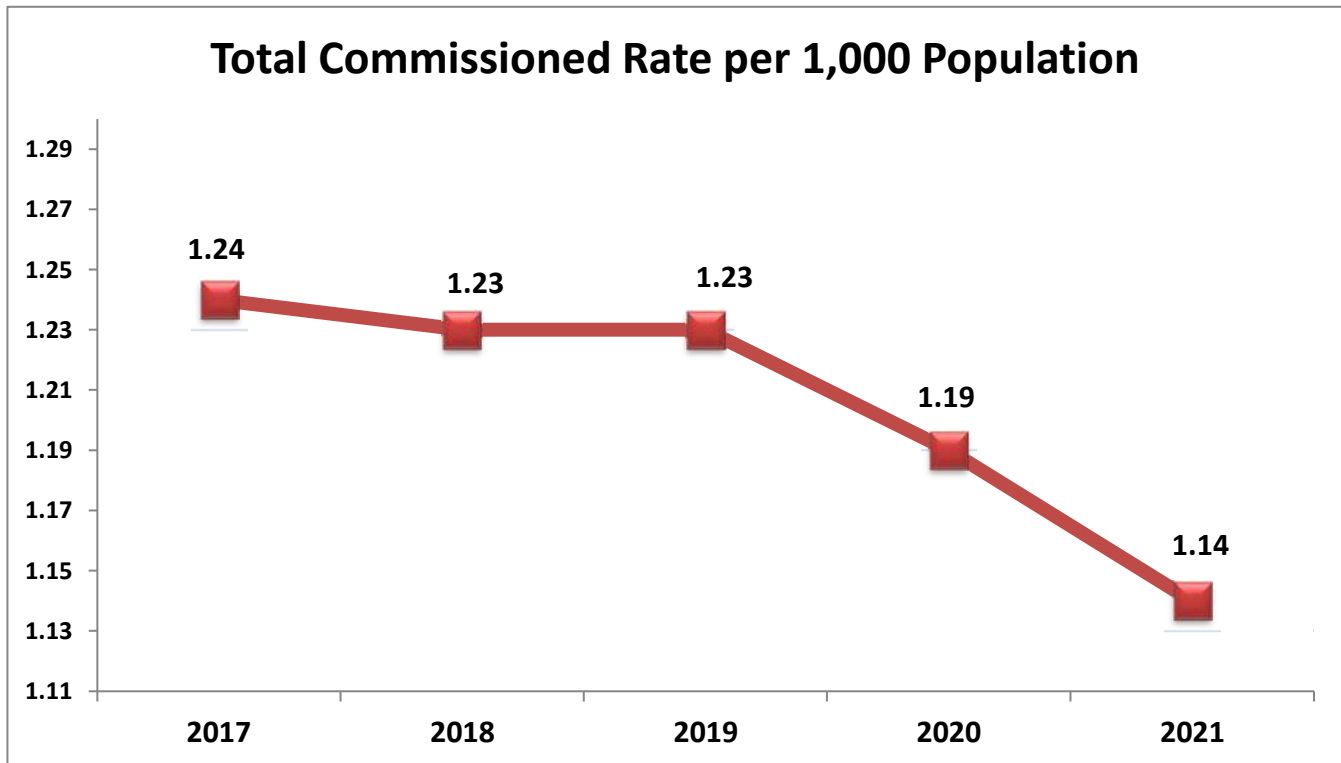
Commissioned and Civilian Employees By Gender



Number of Full-Time Employees By Agency Type

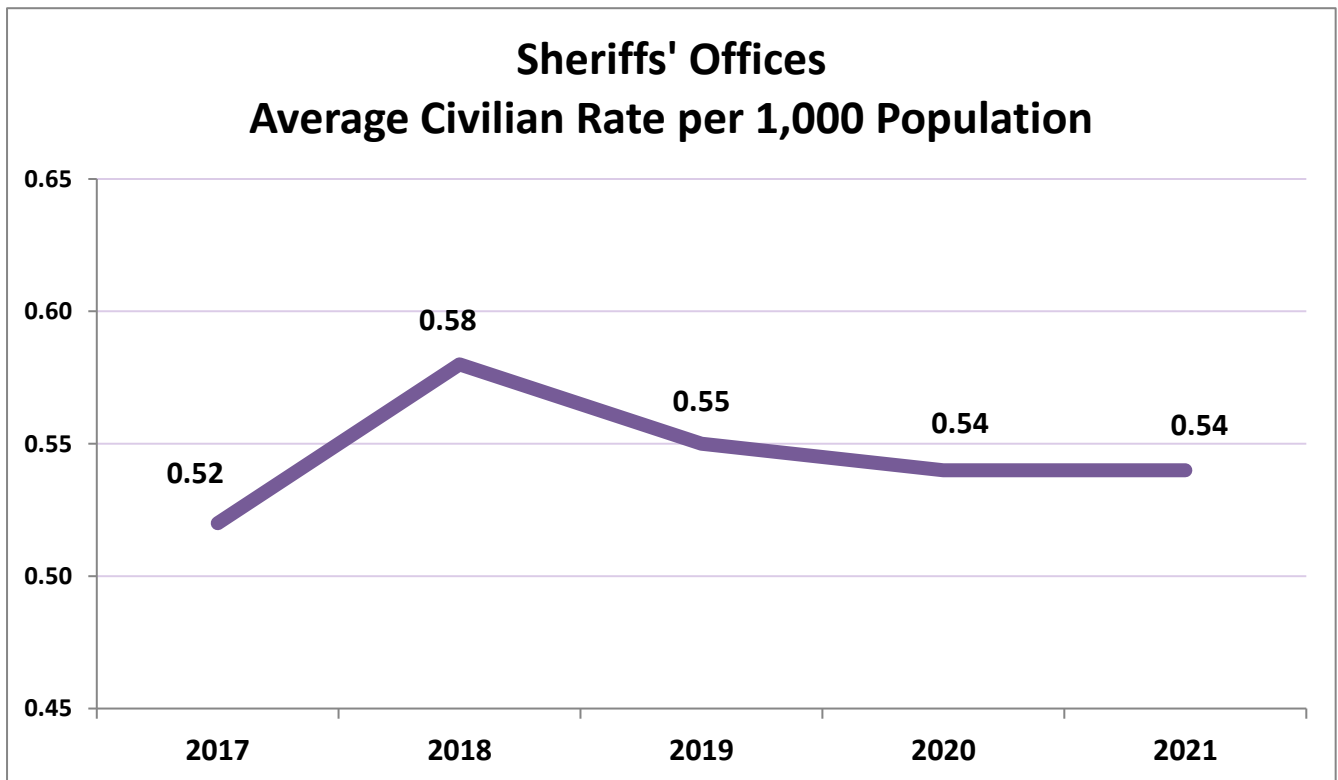
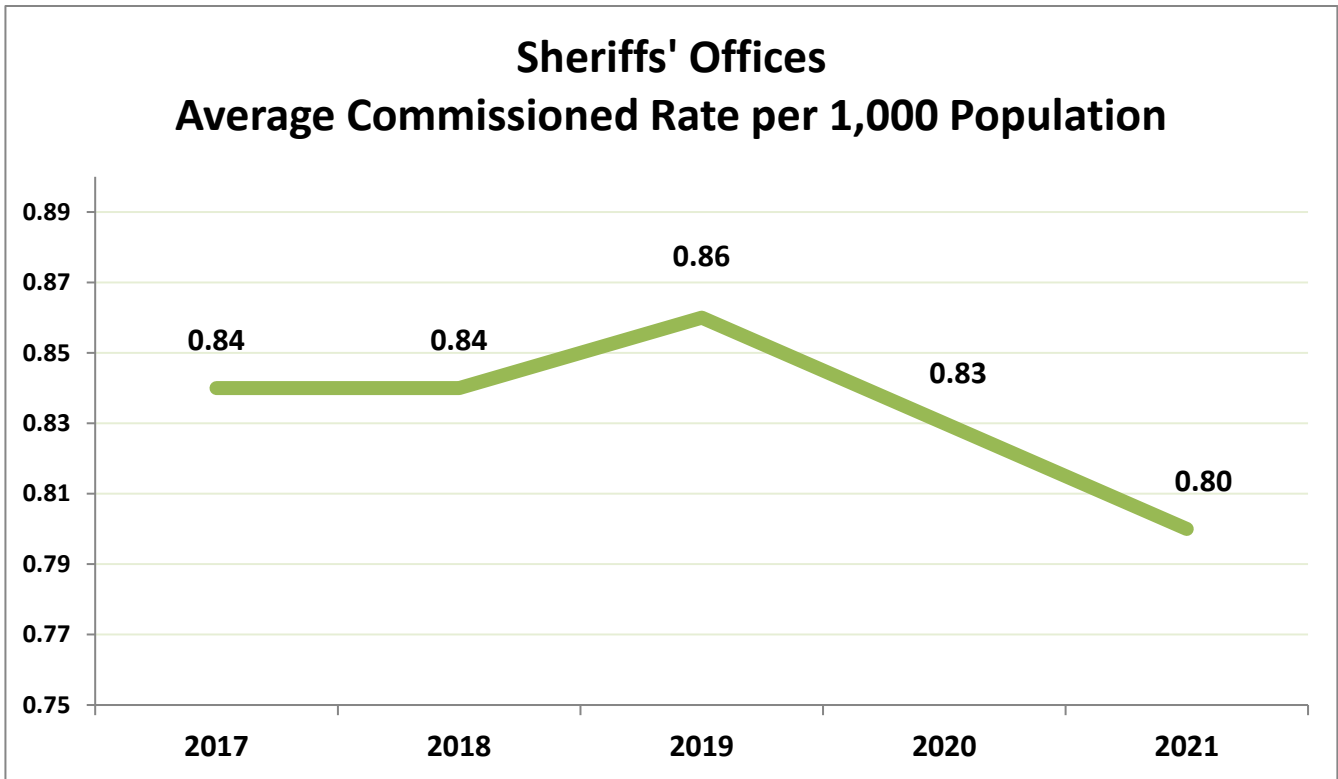


Average Rates of Full-Time Law Enforcement Employees, Statewide 2017 - 2021



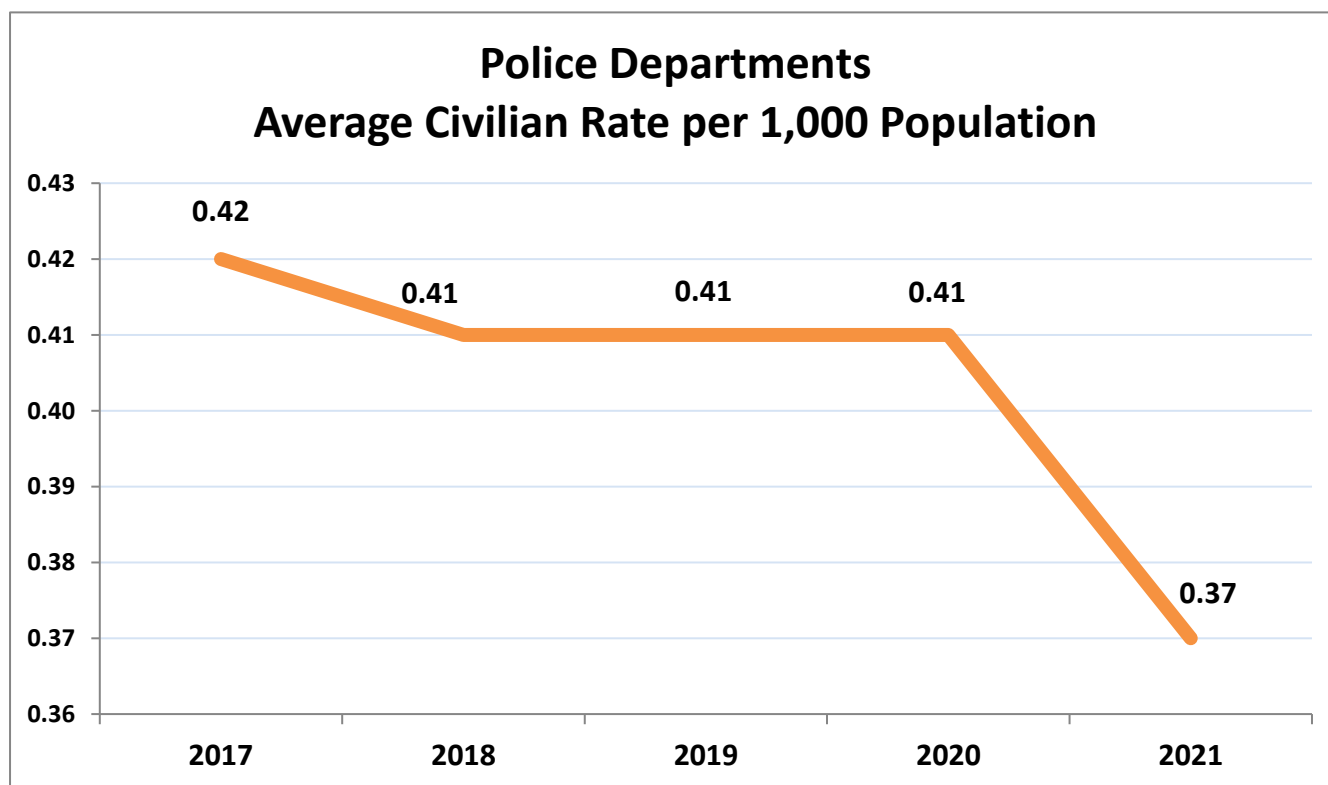
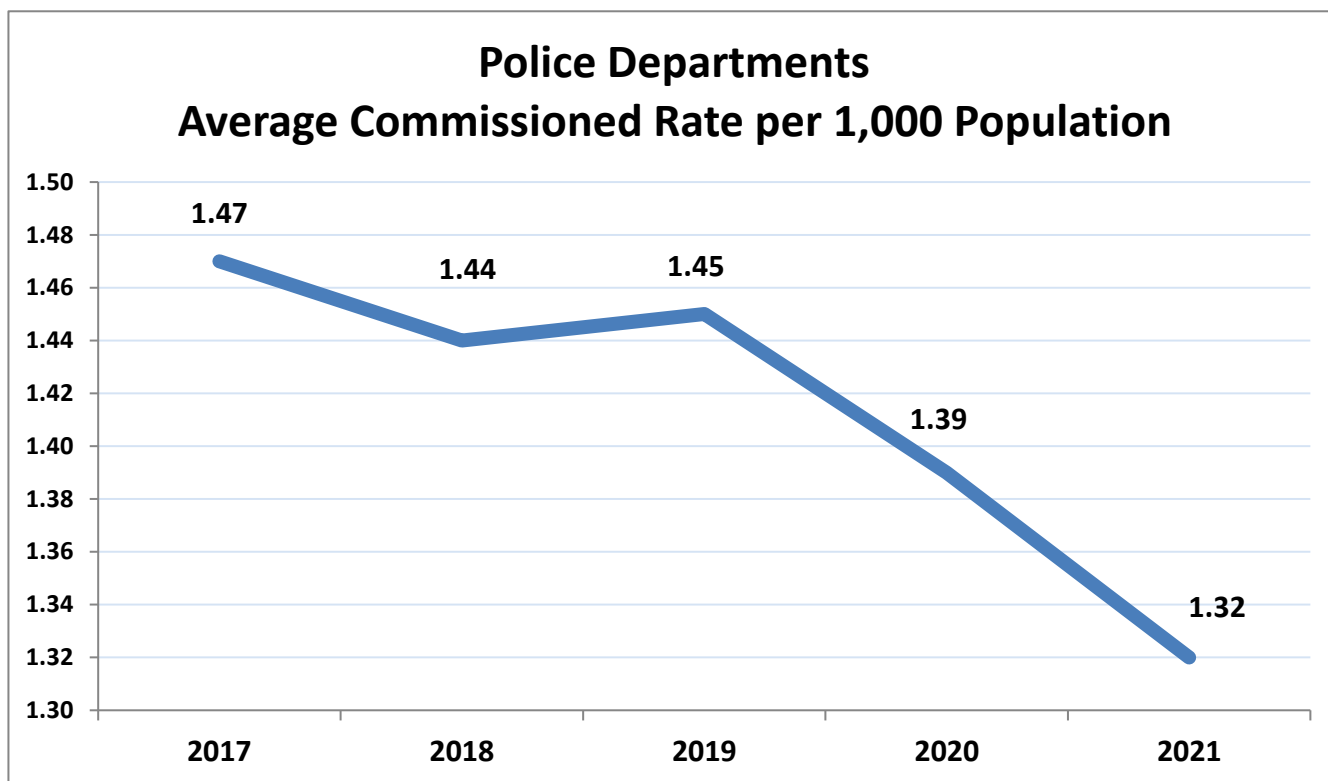
Average rates are based on statewide law enforcement jurisdictions with populations.

Average Rates of Full-Time Law Enforcement Employees, Statewide Sheriffs' Offices 2017 - 2021



Average rates are based on statewide Sheriff's Office jurisdictions with populations ranging from approximately 2,200 to over 437,000.

Average Rates of Full-Time Law Enforcement Employees, Statewide Police Departments 2017 - 2021



Average rates are based on statewide Police Department jurisdictions
with populations ranging from approximately 200 to over 761,000.

**Number of Full-Time Law Enforcement Employees
Washington State Agencies as of
October 31, 2021**

Agency	Pop.	Commissioned Officers			Civilian Employees			Total Full-Time Employees
		Male	Female	Total	Male	Female	Total	
ADAMS SO	10,410	16	0	16	10	10	20	36
OTHELLO PD	8,715	17	0	17	2	5	7	24
RITZVILLE PD	1,675	3	0	3	0	0	0	3
Adams Total	20,800	36	0	36	12	15	27	63
ASOTIN SO	14,395	12	1	13	13	3	16	29
CLARKSTON PD	7,300	14	0	14	1	1	2	16
ASOTIN PD	1,305	1	0	1	0	0	0	1
Asotin Total	23,000	27	1	28	14	4	18	46
BENTON SO	40,770	56	4	60	0	12	12	72
KENNEWICK PD	85,940	94	6	100	2	13	15	115
RICHLAND PD	59,578	55	2	57	1	15	16	73
PROSSER PD	6,310	10	1	11	1	1	2	13
WEST RICHLAND PD	16,710	16	3	19	0	4	4	23
Benton Total	209,308	231	16	247	4	45	49	296
CHELAN SO	45,790	52	2	54	4	12	16	70
WENATCHEE PD	35,835	40	3	43	3	8	11	54
Chelan Total	81,625	92	5	97	7	20	27	124
CLALLAM SO	45,885	33	5	38	3	8	11	49
PORT ANGELES PD	20,020	27	5	32	9	13	22	54
FORKS PD	3,705	5	0	5	1	0	1	6
SEQUIM PD	7,940	14	5	19	2	4	6	25
LOWER ELWHA TRIBAL PD	0	11	0	11	0	4	4	15
MAKAH TRIBAL PD	0	8	1	9	3	2	5	14
LA PUSH TRIBAL PD	0	5	0	5	0	0	0	5
Clallam Total	77,550	103	16	119	18	31	49	168
CLARK SO	236,630	131	11	142	18	87	105	247
BATTLE GROUND PD	22,800	20	3	23	0	5	5	28
CAMAS PD	26,201	23	4	27	0	2	2	29
VANCOUVER PD	194,600	183	31	214	9	39	48	262
WASHOUGAL PD	16,950	19	2	21	1	2	3	24
RIDGEFIELD PD	11,566	11	1	12	0	2	2	14
LA CENTER PD	3,960	3	0	3	0	0	0	3
WSU VANCOUVER PD	0	2	1	3	1	1	2	5
Clark Total	512,707	392	53	445	29	138	167	612
COLUMBIA SO	4,200	8	0	8	0	0	0	8
Columbia Total	4,200	8	0	8	0	0	0	8
COWLITZ SO	49,105	37	4	41	2	18	20	61
KELSO PD	12,410	23	2	25	0	4	4	29
LONGVIEW PD	38,530	50	7	57	2	16	18	75
CASTLE ROCK PD	2,250	5	0	5	0	1	1	6

**Number of Full-Time Law Enforcement Employees
Washington State Agencies as of
October 31, 2021**

Agency	Pop.	Commissioned Officers			Civilian Employees			Total Full-Time Employees
		Male	Female	Total	Male	Female	Total	
KALAMA PD	3,065	5	1	6	0	1	1	7
WOODLAND PD	6,540	11	0	11	0	2	2	13
Cowlitz Total	111,900	131	14	145	4	42	46	191
DOUGLAS SO	30,600	30	3	33	1	4	5	38
EAST WENATCHEE PD	13,810	20	1	21	0	3	3	24
Douglas Total	44,410	50	4	54	1	7	8	62
FERRY SO	8,000	6	0	6	8	7	15	21
Ferry Total	8,000	6	0	6	8	7	15	21
FRANKLIN SO	14,645	26	5	31	33	20	53	84
CONNELL PD	5,275	7	0	7	0	1	1	8
PASCO PD	79,590	79	3	82	0	10	10	92
PORT OF PASCO PD	0	5	0	5	0	0	0	5
Franklin Total	99,510	117	8	125	33	31	64	189
GARFIELD SO	2,250	6	1	7	2	5	7	14
Garfield Total	2,250	6	1	7	2	5	7	14
GRANT SO	46,285	53	3	56	40	27	67	123
EPHRATA PD	8,345	15	0	15	0	3	3	18
MOSES LAKE PD	25,330	40	2	42	2	6	8	50
QUINCY PD	8,170	18	3	21	2	6	8	29
SOAP LAKE PD	1,590	5	1	6	0	1	1	7
GRAND COULEE PD	2,095	8	0	8	0	0	0	8
MATTAWA PD	5,005	5	1	6	0	0	0	6
ROYAL CITY PD	2,715	2	0	2	0	0	0	2
WARDEN PD	2,865	5	0	5	0	1	1	6
Grant Total	102,400	151	10	161	44	44	88	249
GRAYS HARBOR SO	28,755	53	3	56	1	21	22	78
ABERDEEN PD	17,020	37	1	38	6	8	14	52
ELMA PD	3,440	6	2	8	0	2	2	10
HOQUIAM PD	8,600	21	2	23	1	2	3	26
MC CLEARY PD	1,850	5	0	5	0	0	0	5
MONTESANO PD	4,210	8	0	8	0	1	1	9
COSMOPOLIS PD	1,720	5	0	5	0	1	1	6
OAKVILLE PD	695	0	0	0	0	0	0	0
OCEAN SHORES PD	6,995	10	1	11	0	1	1	12
WESTPORT PD	2,165	6	1	7	0	1	1	8
QUINULT TRIBAL PD	0	5	3	8	3	5	8	16
CHEHALIS TRIBAL PD	0	12	1	13	11	6	17	30
Grays Harbor Total	75,450	168	14	182	22	48	70	252
ISLAND SO	62,060	40	3	43	22	11	33	76
OAK HARBOR PD	23,080	23	5	28	4	6	10	38

**Number of Full-Time Law Enforcement Employees
Washington State Agencies as of
October 31, 2021**

		Commissioned Officers			Civilian Employees			Total
Agency	Pop.	Male	Female	Total	Male	Female	Total	Full-Time Employees
LANGLEY PD	1,210	3	0	3	0	0	0	3
Island Total	86,350	66	8	74	26	17	43	117
JEFFERSON SO	22,635	24	0	24	12	7	19	43
PORT TOWNSEND PD	9,815	10	0	10	0	2	2	12
Jefferson Total	32,450	34	0	34	12	9	21	55
KING SO	251,220	163	22	185	7	52	59	244
AUBURN PD	83,950	98	14	112	4	15	19	131
BELLEVUE PD	149,900	148	26	174	9	29	38	212
BOTHELL PD	48,920	55	8	63	5	25	30	93
ENUMCLAW PD	13,030	16	3	19	6	9	15	34
ISSAQUAH PD	39,840	25	5	30	12	7	19	49
KENT PD	132,400	131	14	145	18	31	49	194
KIRKLAND PD	92,110	90	15	105	15	22	37	142
MERCER ISLAND PD	24,990	28	3	31	1	2	3	34
NORMANDY PARK PD	6,740	9	1	10	0	1	1	11
NORTH BEND PD	7,700	0	0	0	0	0	0	0
REDMOND PD	71,180	62	16	78	7	31	38	116
RENTON PD	106,539	100	14	114	5	29	34	148
ALGONA PD	3,265	7	1	8	0	1	1	9
BLACK DIAMOND PD	5,990	8	1	9	0	2	2	11
CARNATION PD	2,285	2	0	2	0	0	0	2
DES MOINES PD	32,820	29	6	35	4	7	11	46
DUVALL PD	8,090	11	0	11	0	1	1	12
MEDINA PD	3,760	9	0	9	0	2	2	11
PACIFIC PD	6,990	9	0	9	0	1	1	10
SNOQUALMIE PD	14,370	19	1	20	1	3	4	24
TUKWILA PD	21,970	62	3	65	5	16	21	86
UNIV. OF WASH. PD	0	24	5	29	20	13	33	62
CLYDE HILL PD	3,055	8	1	9	0	1	1	10
LAKE FOREST PARK PD	13,370	17	3	20	1	2	3	23
SKYKOMISH PD	210	0	0	0	0	0	0	0
BEAUX ARTS PD	300	0	0	0	0	0	0	0
YARROW POINT PD	1,030	0	0	0	0	0	0	0
PORT OF SEATTLE PD	0	92	14	106	8	26	34	140
FEDERAL WAY PD	99,590	109	14	123	3	27	30	153
SEATAC PD	29,890	43	3	46	5	13	18	64
WOODINVILLE PD	12,800	12	3	15	1	3	4	19
BURIEN PD	53,290	42	5	47	7	15	22	69
NEWCASTLE PD	13,410	10	2	12	1	2	3	15
SHORELINE PD	57,860	43	4	47	6	13	19	66
MAPLE VALLEY PD	27,570	19	2	21	1	5	6	27

**Number of Full-Time Law Enforcement Employees
Washington State Agencies as of
October 31, 2021**

		Commissioned Officers			Civilian Employees			Total
Agency	Pop.	Male	Female	Total	Male	Female	Total	Full-Time Employees
COVINGTON PD	20,890	16	4	20	1	5	6	26
KENMORE PD	23,770	13	1	14	1	3	4	18
SAMMAMISH PD	66,130	27	5	32	2	6	8	40
MUCKLESHOOT TRIBAL PD	0	11	3	14	0	2	2	16
SNOQUALMIE TRIBAL PD	0	3	0	3	0	1	1	4
SEATTLE PD	769,500	999	179	1,178	176	243	419	1,597
King Total	2,320,724	2,569	401	2,970	332	666	998	3,968
KITSAP SO	180,760	109	11	120	76	49	125	245
BREMERTON PD	42,560	51	3	54	5	11	16	70
PORT ORCHARD PD	15,260	17	4	21	0	4	4	25
POULSBO PD	11,660	16	3	19	0	3	3	22
BAINBRIDGE ISLAND PD	25,360	20	1	21	1	3	4	25
SUQUAMISH TRIBAL PD	0	14	0	14	0	2	2	16
PORT GAMBLE S'KLALLAM TRIBAL PD	0	10	2	12	0	0	0	12
Kitsap Total	275,600	237	24	261	82	72	154	415
KITTITAS SO	22,820	44	4	48	34	17	51	99
ELLENSBURG PD	19,510	27	2	29	0	10	10	39
CLE ELUM PD	3,530	6	1	7	0	2	2	9
KITTITAS PD	1,540	4	0	4	0	0	0	4
CENTRAL WASH UNIV PD	0	12	2	14	0	2	2	16
Kittitas Total	47,400	93	9	102	34	31	65	167
KLICKITAT SO	16,095	18	0	18	12	8	20	38
GOLDENDALE PD	3,580	8	1	9	0	2	2	11
BINGEN PD	755	0	0	0	0	0	0	0
WHITE SALMON PD	2,720	4	2	6	0	1	1	7
Klickitat Total	23,150	30	3	33	12	11	23	56
LEWIS SO	49,255	37	1	38	35	33	68	106
CENTRALIA PD	17,500	21	3	24	2	6	8	32
CHEHALIS PD	7,575	14	1	15	0	4	4	19
MORTON PD	1,165	3	0	3	0	0	0	3
MOSSYROCK PD	805	0	0	0	0	0	0	0
NAPAVINE PD	2,030	2	0	2	0	1	1	3
PE ELL PD	660	0	0	0	0	0	0	0
TOLEDO PD	735	1	0	1	0	1	1	2
WINLOCK PD	1,525	3	0	3	0	0	0	3
Lewis Total	81,250	81	5	86	37	45	82	168
LINCOLN SO	9,665	14	1	15	6	6	12	27
ODESSA PD	900	1	0	1	0	0	0	1
REARDAN PD	585	1	0	1	0	0	0	1
Lincoln Total	11,150	16	1	17	6	6	12	29

**Number of Full-Time Law Enforcement Employees
Washington State Agencies as of
October 31, 2021**

		Commissioned Officers			Civilian Employees			Total
Agency	Pop.	Male	Female	Total	Male	Female	Total	Full-Time Employees
MASON SO	55,780	41	7	48	20	20	40	88
SHELTON PD	10,470	17	2	19	0	3	3	22
SKOKOMISH TRIBAL PD	0	9	1	10	0	1	1	11
SQUAXIN ISLAND TRIBAL PD	0	8	2	10	2	1	3	13
Mason Total	66,250	75	12	87	22	25	47	134
OKANOGAN SO	31,692	26	2	28	33	21	54	82
BREWSTER PD	2,450	5	0	5	0	1	1	6
OMAK PD	4,975	11	0	11	1	2	3	14
OROVILLE PD	1,715	4	0	4	0	1	1	5
COULEE DAM PD	1,105	2	0	2	0	0	0	2
TWISP PD	1,015	3	0	3	0	0	0	3
WINTHROP PD	525	3	0	3	0	0	0	3
COLVILLE TRIBAL PD	0	26	3	29	5	4	9	38
Okanogan Total	43,477	80	5	85	39	29	68	153
PACIFIC SO	14,895	16	0	16	9	20	29	45
RAYMOND PD	2,925	5	2	7	0	1	1	8
SOUTH BEND PD	1,660	4	0	4	0	1	1	5
ILWACO PD	970	0	0	0	0	0	0	0
LONG BEACH PD	1,625	7	1	8	0	1	1	9
SHOALWATER BAY TRIBAL PD	0	3	1	4	0	1	1	5
Pacific Total	22,075	35	4	39	9	24	33	72
PEND OREILLE SO	11,770	12	1	13	10	11	21	34
NEWPORT PD	2,230	4	0	4	0	1	1	5
KALISPEL TRIBAL PD	0	19	2	21	1	2	3	24
Pend Oreille Total	14,000	35	3	38	11	14	25	63
PIERCE SO	437,345	230	24	254	15	52	67	321
PUYALLUP PD	43,081	64	4	68	16	8	24	92
SUMNER PD	10,500	20	0	20	2	3	5	25
TACOMA PD	214,700	273	48	321	6	32	38	359
BUCKLEY PD	6,490	9	2	11	1	1	2	13
EATONVILLE PD	3,070	4	1	5	0	1	1	6
FIFE PD	10,360	27	3	30	4	5	9	39
MILTON PD	8,460	11	1	12	0	0	0	12
ROY PD	825	1	1	2	0	0	0	2
STEILACOOM PD	6,555	9	0	9	0	1	1	10
ORTING PD	8,675	7	1	8	0	1	1	9
BONNEY LAKE PD	22,540	28	3	31	1	5	6	37
DUPONT PD	9,605	12	1	13	0	2	2	15
FIRCREST PD	6,860	9	0	9	0	0	0	9
GIG HARBOR PD	11,490	20	0	20	0	2	2	22
RUSTON PD	1,060	4	0	4	0	0	0	4

**Number of Full-Time Law Enforcement Employees
Washington State Agencies as of
October 31, 2021**

		Commissioned Officers			Civilian Employees			Total
Agency	Pop.	Male	Female	Total	Male	Female	Total	Full-Time Employees
LAKEWOOD PD	60,330	86	8	94	6	9	15	109
UNIVERSITY PLACE PD	33,730	16	0	16	0	1	1	17
EDGEWOOD PD	13,000	13	0	13	0	1	1	14
PIERCE TRANSIT PD	0	15	2	17	15	3	18	35
PUYALLUP TRIBAL PD	0	22	2	24	11	10	21	45
Pierce Total	908,676	880	101	981	77	137	214	1,195
SAN JUAN SO	17,500	21	1	22	7	7	14	36
San Juan Total	17,500	21	1	22	7	7	14	36
SKAGIT SO	55,770	51	5	56	53	28	81	137
ANACORTES PD	18,050	22	2	24	0	6	6	30
MOUNT VERNON PD	36,540	37	3	40	2	11	13	53
SEDRO-WOOLLEY PD	11,900	16	4	20	0	5	5	25
BURLINGTON PD	9,540	22	4	26	1	5	6	32
SWINOMISH TRIBAL PD	0	13	2	15	2	5	7	22
UPPER SKAGIT TRIBAL PD	0	7	0	7	0	0	0	7
Skagit Total	131,800	168	20	188	58	60	118	306
SKAMANIA SO	12,450	27	5	32	0	3	3	35
Skamania Total	12,450	27	5	32	0	3	3	35
SNOHOMISH SO	374,925	264	22	286	20	49	69	355
ARLINGTON PD	21,710	23	4	27	1	4	5	32
EDMONDS PD	42,780	39	10	49	1	7	8	57
EVERETT PD	114,700	170	22	192	6	27	33	225
LYNNWOOD PD	41,020	57	5	62	18	14	32	94
MARYSVILLE PD	70,040	54	11	65	16	17	33	98
MOUNTLAKE TERRACE PD	22,640	26	3	29	2	6	8	37
SNOHOMISH PD	10,340	16	1	17	1	1	2	19
BRIER PD	6,815	1	1	2	0	1	1	3
DARRINGTON PD	1,435	0	0	0	0	0	0	0
GOLD BAR PD	2,220	0	0	0	0	0	0	0
GRANITE FALLS PD	4,525	0	0	0	0	0	0	0
MONROE PD	19,990	30	2	32	1	8	9	41
MUKILTEO PD	21,470	21	6	27	2	5	7	34
STANWOOD PD	7,425	10	1	11	0	2	2	13
SULTAN PD	5,718	0	0	0	0	0	0	0
WOODWAY PD	1,375	0	0	0	0	0	0	0
INDEX PD	175	0	0	0	0	0	0	0
LAKE STEVENS PD	38,535	27	3	30	0	8	8	38
MILL CREEK PD	20,720	19	1	20	0	3	3	23
STILLAGUAMISH TRIBAL PD	0	12	1	13	0	0	0	13
SAUK-SUIATTLE TRIBAL PD	0	4	2	6	0	0	0	6

**Number of Full-Time Law Enforcement Employees
Washington State Agencies as of
October 31, 2021**

		Commissioned Officers			Civilian Employees			Total
Agency	Pop.	Male	Female	Total	Male	Female	Total	Full-Time Employees
TULALIP TRIBAL PD	0	33	4	37	6	11	17	54
Snohomish Total	828,558	806	99	905	74	163	237	1,142
SPOKANE SO	169,590	107	6	113	7	13	20	133
CHENEY PD	12,010	15	1	16	5	1	6	22
SPOKANE PD	225,300	316	28	344	28	61	89	433
AIRWAY HEIGHTS PD	10,030	18	2	20	0	2	2	22
E. WASH. UNIV. PD	0	10	1	11	0	1	1	12
LIBERTY LAKE PD	12,070	14	2	16	0	2	2	18
SPOKANE VALLEY PD	98,600	92	5	97	6	14	20	117
Spokane Total	527,600	572	45	617	46	94	140	757
STEVENS SO	37,260	29	2	31	14	19	33	64
CHEWELAH PD	2,740	5	0	5	0	1	1	6
COLVILLE PD	4,750	10	0	10	0	1	1	11
KETTLE FALLS PD	1,650	3	1	4	0	1	1	5
SPOKANE TRIBAL PD	0	11	1	12	4	7	11	23
Stevens Total	46,400	58	4	62	18	29	47	109
THURSTON SO	148,115	86	7	93	100	51	151	244
OLYMPIA PD	55,010	59	11	70	18	23	41	111
TUMWATER PD	25,360	26	5	31	2	5	7	38
LACEY PD	57,293	41	8	49	3	11	14	63
TENINO PD	2,565	3	1	4	0	1	1	5
YELM PD	9,470	15	1	16	0	2	2	18
EVERGREEN ST. COLLEGE PD	0	5	1	6	2	4	6	12
NISQUALLY TRIBAL PD	0	17	2	19	0	4	4	23
Thurston Total	297,813	252	36	288	125	101	226	514
WAHIAKIUM SO	4,275	9	0	9	5	6	11	20
Wahkiakum Total	4,275	9	0	9	5	6	11	20
WALLA WALLA SO	18,565	27	1	28	4	4	8	36
WALLA WALLA PD	34,145	46	2	48	8	21	29	77
COLLEGE PLACE PD	9,675	12	0	12	1	2	3	15
Walla Walla Total	62,385	85	3	88	13	27	40	128
WHATCOM SO	95,610	79	7	86	71	30	101	187
BELLINGHAM PD	90,620	95	20	115	16	41	57	172
BLAINE PD	5,700	10	1	11	0	2	2	13
EVERSON PD	4,689	6	0	6	0	1	1	7
FERNDALE PD	15,270	19	2	21	0	4	4	25
LYNDEN PD	15,110	16	1	17	1	3	4	21
SUMAS PD	1,760	6	0	6	0	1	1	7
W. WASH. UNIV. PD	0	12	1	13	0	8	8	21

**Number of Full-Time Law Enforcement Employees
Washington State Agencies as of
October 31, 2021**

Agency	Pop.	Commissioned Officers			Civilian Employees			Total Full-Time
		Male	Female	Total	Male	Female	Total	Employees
NOOKSACK TRIBAL PD	0	9	0	9	0	0	0	9
LUMMI TRIBAL PD	0	18	2	20	0	2	2	22
Whatcom Total	228,759	270	34	304	88	92	180	484
WHITMAN SO	10,115	16	0	16	12	4	16	32
COLFAX PD	2,855	5	0	5	0	0	0	5
PULLMAN PD	32,454	24	5	29	5	9	14	43
WASH. ST. UNIV. PD	0	19	3	22	1	2	3	25
COLTON PD	445	0	0	0	0	0	0	0
GARFIELD PD	605	1	0	1	0	0	0	1
PALOUSE PD	1,100	2	0	2	0	0	0	2
OAKESDALE PD	430	0	0	0	0	0	0	0
Whitman Total	48,004	67	8	75	18	15	33	108
YAKIMA SO	90,670	56	1	57	12	17	29	86
GRANDVIEW PD	11,360	18	0	18	1	3	4	22
SUNNYSIDE PD	17,400	23	5	28	11	7	18	46
TOPPENISH PD	9,200	10	2	12	0	3	3	15
UNION GAP PD	6,430	16	1	17	0	3	3	20
YAKIMA PD	97,340	126	9	135	19	19	38	173
ZILLAH PD	3,230	8	0	8	0	1	1	9
GRANGER PD	4,255	8	0	8	0	0	0	8
MABTON PD	2,355	1	0	1	0	0	0	1
SELAH PD	8,180	16	0	16	1	2	3	19
TIETON PD	1,355	2	0	2	0	0	0	2
WAPATO PD	5,090	4	3	7	0	2	2	9
MOXEE CITY PD	4,435	7	0	7	0	1	1	8
YAKAMA NATION TRIBAL PD	0	27	4	31	5	10	15	46
Yakima Total	261,300	322	25	347	49	68	117	464
GAMBLING COMMISSION *	0	35	14	49	11	29	40	89
LIQUOR & CANNABIS BOARD *	0	91	16	107	22	22	44	151
DEPT OF NATURAL RESOURCES *	0	13	0	13	0	0	0	13
OFFICE OF INSURANCE COMM. *	0	8	0	8	0	2	2	10
PARKS & RECREATION COMM.	0	80	11	91	65	47	112	203
DEPT OF FISH & WILDLIFE	0	112	16	128	13	11	24	152
WASH. STATE PATROL	0	843	93	936	505	558	1,063	1,999
State Agency Total	0	1,182	150	1,332	616	669	1,285	2,617
Washington State Total	7,772,506	9,588	1,148	10,736	2,014	2,857	4,871	15,607

* The officers for these agencies have a limited commission.

City Law Enforcement Employee Rates
Per 1,000 Inhabitants as of
October 31, 2021

City Populations	Agency	Pop.	Comm. Total	Comm. Rate	Total Comm. & Civilian	Total Rate	
Over 250,000	SEATTLE PD	769,500	1,178	1.53	1,597	2.08	
Average		769,500	1,178	1.53	1,597	2.08	
100,000 - 250,000	VANCOUVER PD	194,600	214	1.10	262	1.35	
	BELLEVUE PD	149,900	174	1.16	212	1.41	
	KENT PD	132,400	145	1.10	194	1.47	
	RENTON PD	106,539	114	1.07	148	1.39	
	TACOMA PD	214,700	321	1.50	359	1.67	
	EVERETT PD	114,700	192	1.67	225	1.96	
	SPOKANE PD	225,300	344	1.53	433	1.92	
	Average		162,591	215	1.30	262	1.60
50,000 - 100,000	KENNEWICK PD	85,940	100	1.16	115	1.34	
	RICHLAND PD	59,578	57	0.96	73	1.23	
	PASCO PD	79,590	82	1.03	92	1.16	
	AUBURN PD	83,950	112	1.33	131	1.56	
	KIRKLAND PD	92,110	105	1.14	142	1.54	
	REDMOND PD	71,180	78	1.10	116	1.63	
	FEDERAL WAY PD	99,590	123	1.24	153	1.54	
	BURIEN PD	53,290	47	0.88	69	1.29	
	SHORELINE PD	57,860	47	0.81	66	1.14	
	SAMMAMISH PD	66,130	32	0.48	40	0.60	
	LAKEWOOD PD	60,330	94	1.56	109	1.81	
	MARYSVILLE PD	70,040	65	0.93	98	1.40	
	SPOKANE VALLEY PD	98,600	97	0.98	117	1.19	
	OLYMPIA PD	55,010	70	1.27	111	2.02	
	LACEY PD	57,293	49	0.86	63	1.10	
	BELLINGHAM PD	90,620	115	1.27	172	1.90	
	YAKIMA PD	97,340	135	1.39	173	1.78	
	Average		75,203	83	1.08	108	1.42
	25,000 - 50,000	WENATCHEE PD	35,835	43	1.20	54	1.51
		CAMAS PD	26,201	27	1.03	29	1.11
LONGVIEW PD		38,530	57	1.48	75	1.95	
MOSES LAKE PD		25,330	42	1.66	50	1.97	
BOTHELL PD		48,920	63	1.29	93	1.90	
ISSAQUAH PD		39,840	30	0.75	49	1.23	
DES MOINES PD		32,820	35	1.07	46	1.40	
SEATAC PD		29,890	46	1.54	64	2.14	
MAPLE VALLEY PD		27,570	21	0.76	27	0.98	
BREMERTON PD		42,560	54	1.27	70	1.64	
BAINBRIDGE ISLAND PD		25,360	21	0.83	25	0.99	
PUYALLUP PD		43,081	68	1.58	92	2.14	

City Law Enforcement Employee Rates
Per 1,000 Inhabitants as of
October 31, 2021

City Populations	Agency	Pop.	Comm. Total	Comm. Rate	Total Comm. & Civilian	Total Rate
	UNIVERSITY PLACE PD	33,730	16	0.47	17	0.50
	MOUNT VERNON PD	36,540	40	1.09	53	1.45
	EDMONDS PD	42,780	49	1.15	57	1.33
	LYNNWOOD PD	41,020	62	1.51	94	2.29
	LAKE STEVENS PD	38,535	30	0.78	38	0.99
	TUMWATER PD	25,360	31	1.22	38	1.50
	WALLA WALLA PD	34,145	48	1.41	77	2.26
	PULLMAN PD	32,454	29	0.89	43	1.32
Average		35,025	41	1.15	55	1.53
10,000 - 25,000	WEST RICHLAND PD	16,710	19	1.14	23	1.38
	PORT ANGELES PD	20,020	32	1.60	54	2.70
	BATTLE GROUND PD	22,800	23	1.01	28	1.23
	WASHOUGAL PD	16,950	21	1.24	24	1.42
	RIDGEFIELD PD	11,566	12	1.04	14	1.21
	KELSO PD	12,410	25	2.01	29	2.34
	EAST WENATCHEE PD	13,810	21	1.52	24	1.74
	ABERDEEN PD	17,020	38	2.23	52	3.06
	OAK HARBOR PD	23,080	28	1.21	38	1.65
	ENUMCLAW PD	13,030	19	1.46	34	2.61
	MERCER ISLAND PD	24,990	31	1.24	34	1.36
	SNOQUALMIE PD	14,370	20	1.39	24	1.67
	TUKWILA PD	21,970	65	2.96	86	3.91
	LAKE FOREST PARK PD	13,370	20	1.50	23	1.72
	WOODINVILLE PD	12,800	15	1.17	19	1.48
	NEWCASTLE PD	13,410	12	0.89	15	1.12
	COVINGTON PD	20,890	20	0.96	26	1.24
	KENMORE PD	23,770	14	0.59	18	0.76
	PORT ORCHARD PD	15,260	21	1.38	25	1.64
	POULSBO PD	11,660	19	1.63	22	1.89
	ELLENSBURG PD	19,510	29	1.49	39	2.00
	CENTRALIA PD	17,500	24	1.37	32	1.83
	SHELTON PD	10,470	19	1.81	22	2.10
	SUMNER PD	10,500	20	1.90	25	2.38
	FIFE PD	10,360	30	2.90	39	3.76
	BONNEY LAKE PD	22,540	31	1.38	37	1.64
	GIG HARBOR PD	11,490	20	1.74	22	1.91
	EDGEWOOD PD	13,000	13	1.00	14	1.08
	ANACORTES PD	18,050	24	1.33	30	1.66
	SEDRO-WOOLLEY PD	11,900	20	1.68	25	2.10
	ARLINGTON PD	21,710	27	1.24	32	1.47

City Law Enforcement Employee Rates
Per 1,000 Inhabitants as of
October 31, 2021

City Populations	Agency	Pop.	Comm. Total	Comm. Rate	Total Comm. &	
					Civilian	Total Rate
	MOUNTLAKE TERRACE PD	22,640	29	1.28	37	1.63
	SNOHOMISH PD	10,340	17	1.64	19	1.84
	MONROE PD	19,990	32	1.60	41	2.05
	MUKILTEO PD	21,470	27	1.26	34	1.58
	MILL CREEK PD	20,720	20	0.97	23	1.11
	CHENEY PD	12,010	16	1.33	22	1.83
	AIRWAY HEIGHTS PD	10,030	20	1.99	22	2.19
	LIBERTY LAKE PD	12,070	16	1.33	18	1.49
	FERNDAL PD	15,270	21	1.38	25	1.64
	LYNDEN PD	15,110	17	1.13	21	1.39
	GRANDVIEW PD	11,360	18	1.58	22	1.94
	SUNNYSIDE PD	17,400	28	1.61	46	2.64
Average		16,170	23	1.47	29	1.85
5,000 - 10,000	OTHELLO PD	8,715	17	1.95	24	2.75
	CLARKSTON PD	7,300	14	1.92	16	2.19
	PROSSER PD	6,310	11	1.74	13	2.06
	SEQUIM PD	7,940	19	2.39	25	3.15
	WOODLAND PD	6,540	11	1.68	13	1.99
	CONNELL PD	5,275	7	1.33	8	1.52
	EPHRATA PD	8,345	15	1.80	18	2.16
	QUINCY PD	8,170	21	2.57	29	3.55
	MATTAWA PD	5,005	6	1.20	6	1.20
	HOQUIAM PD	8,600	23	2.67	26	3.02
	OCEAN SHORES PD	6,995	11	1.57	12	1.72
	PORT TOWNSEND PD	9,815	10	1.02	12	1.22
	NORMANDY PARK PD	6,740	10	1.48	11	1.63
	NORTH BEND PD	7,700	0	0.00	0	0.00
	BLACK DIAMOND PD	5,990	9	1.50	11	1.84
	DUVALL PD	8,090	11	1.36	12	1.48
	PACIFIC PD	6,990	9	1.29	10	1.43
	CHEHALIS PD	7,575	15	1.98	19	2.51
	BUCKLEY PD	6,490	11	1.69	13	2.00
	MILTON PD	8,460	12	1.42	12	1.42
	STEILACOOM PD	6,555	9	1.37	10	1.53
	ORTING PD	8,675	8	0.92	9	1.04
	DUPONT PD	9,605	13	1.35	15	1.56
	FIRCREST PD	6,860	9	1.31	9	1.31
	BURLINGTON PD	9,540	26	2.73	32	3.35
	BRIER PD	6,815	2	0.29	3	0.44
	STANWOOD PD	7,425	11	1.48	13	1.75

City Law Enforcement Employee Rates
Per 1,000 Inhabitants as of
October 31, 2021

City Populations	Agency	Pop.	Comm. Total	Comm. Rate	Total Comm. & Civilian	Total Rate
	SULTAN PD	5,718	0	0.00	0	0.00
	YELM PD	9,470	16	1.69	18	1.90
	COLLEGE PLACE PD	9,675	12	1.24	15	1.55
	BLAINE PD	5,700	11	1.93	13	2.28
	TOPPENISH PD	9,200	12	1.30	15	1.63
	UNION GAP PD	6,430	17	2.64	20	3.11
	SELAH PD	8,180	16	1.96	19	2.32
	WAPATO PD	5,090	7	1.38	9	1.77
	Average	7,485	12	1.55	14	1.84
2,500 - 5,000	FORKS PD	3,705	5	1.35	6	1.62
	LA CENTER PD	3,960	3	0.76	3	0.76
	KALAMA PD	3,065	6	1.96	7	2.28
	ROYAL CITY PD	2,715	2	0.74	2	0.74
	WARDEN PD	2,865	5	1.75	6	2.09
	ELMA PD	3,440	8	2.33	10	2.91
	MONTESANO PD	4,210	8	1.90	9	2.14
	ALGONA PD	3,265	8	2.45	9	2.76
	MEDINA PD	3,760	9	2.39	11	2.93
	CLYDE HILL PD	3,055	9	2.95	10	3.27
	CLE ELUM PD	3,530	7	1.98	9	2.55
	GOLDENDALE PD	3,580	9	2.51	11	3.07
	WHITE SALMON PD	2,720	6	2.21	7	2.57
	OMAK PD	4,975	11	2.21	14	2.81
	RAYMOND PD	2,925	7	2.39	8	2.74
	EATONVILLE PD	3,070	5	1.63	6	1.95
	GRANITE FALLS PD	4,525	0	0.00	0	0.00
	CHEWELAH PD	2,740	5	1.82	6	2.19
	COLVILLE PD	4,750	10	2.11	11	2.32
	TENINO PD	2,565	4	1.56	5	1.95
	EVERSON PD	4,689	6	1.28	7	1.49
	COLFAX PD	2,855	5	1.75	5	1.75
	ZILLAH PD	3,230	8	2.48	9	2.79
	GRANGER PD	4,255	8	1.88	8	1.88
	MOXEE CITY PD	4,435	7	1.58	8	1.80
	Average	3,555	6	1.84	7	2.13
1,000 - 2,500	RITZVILLE PD	1,675	3	1.79	3	1.79
	ASOTIN PD	1,305	1	0.77	1	0.77
	CASTLE ROCK PD	2,250	5	2.22	6	2.67
	SOAP LAKE PD	1,590	6	3.77	7	4.40
	GRAND COULEE PD	2,095	8	3.82	8	3.82

City Law Enforcement Employee Rates
Per 1,000 Inhabitants as of
October 31, 2021

City Populations	Agency	Pop.	Comm. Total	Comm. Rate	Total Comm. &	
					Civilian	Total Rate
	MC CLEARY PD	1,850	5	2.70	5	2.70
	COSMOPOLIS PD	1,720	5	2.91	6	3.49
	WESTPORT PD	2,165	7	3.23	8	3.70
	LANGLEY PD	1,210	3	2.48	3	2.48
	CARNATION PD	2,285	2	0.88	2	0.88
	YARROW POINT PD	1,030	0	0.00	0	0.00
	KITTITAS PD	1,540	4	2.60	4	2.60
	MORTON PD	1,165	3	2.58	3	2.58
	NAPAVINE PD	2,030	2	0.99	3	1.48
	WINLOCK PD	1,525	3	1.97	3	1.97
	BREWSTER PD	2,450	5	2.04	6	2.45
	OROVILLE PD	1,715	4	2.33	5	2.92
	COULEE DAM PD	1,105	2	1.81	2	1.81
	TWISP PD	1,015	3	2.96	3	2.96
	SOUTH BEND PD	1,660	4	2.41	5	3.01
	LONG BEACH PD	1,625	8	4.92	9	5.54
	NEWPORT PD	2,230	4	1.79	5	2.24
	RUSTON PD	1,060	4	3.77	4	3.77
	DARRINGTON PD	1,435	0	0.00	0	0.00
	GOLD BAR PD	2,220	0	0.00	0	0.00
	WOODWAY PD	1,375	0	0.00	0	0.00
	KETTLE FALLS PD	1,650	4	2.42	5	3.03
	SUMAS PD	1,760	6	3.41	7	3.98
	PALOUSE PD	1,100	2	1.82	2	1.82
	MABTON PD	2,355	1	0.42	1	0.42
	TIETON PD	1,355	2	1.48	2	1.48
	Average	1,663	3	2.07	4	2.28
500 - 1,000	OAKVILLE PD	695	0	0.00	0	0.00
	BINGEN PD	755	0	0.00	0	0.00
	MOSSYROCK PD	805	0	0.00	0	0.00
	PE ELL PD	660	0	0.00	0	0.00
	TOLEDO PD	735	1	1.36	2	2.72
	ODESSA PD	900	1	1.11	1	1.11
	REARDAN PD	585	1	1.71	1	1.71
	WINTHROP PD	525	3	5.71	3	5.71
	ILWACO PD	970	0	0.00	0	0.00
	ROY PD	825	2	2.42	2	2.42
	GARFIELD PD	605	1	1.65	1	1.65
	Average	733	1	1.27	1	1.39
Under 500	SKYKOMISH PD	210	0	0.00	0	0.00

City Law Enforcement Employee Rates
Per 1,000 Inhabitants as of
October 31, 2021

City Populations	Agency	Pop.	Comm. Total	Comm. Rate	Total Comm. & Civilian	Total Rate
	BEAUX ARTS PD	300	0	0.00	0	0.00
	INDEX PD	175	0	0.00	0	0.00
	COLTON PD	445	0	0.00	0	0.00
	OAKESDALE PD	430	0	0.00	0	0.00
	Average	350	0	0.00	0	0.00

County Law Enforcement Employee Rates
Per 1,000 Inhabitants
As of October 31, 2021

Unincorporated Agency Populations	Agency	Pop.	Comm. Total	Comm. Rate	Total Comm. & Civilian	Total Rate
Over 250,000	KING SO	251,220	185	0.74	244	0.97
	PIERCE SO	437,345	254	0.58	321	0.73
	SNOHOMISH SO	374,925	286	0.76	355	0.95
	Average	354,497	242	0.69	307	0.88
100,000 - 250,000	CLARK SO	236,630	142	0.60	247	1.04
	KITSAP SO	180,760	120	0.66	245	1.36
	SPOKANE SO	169,590	113	0.67	133	0.78
	THURSTON SO	148,115	93	0.63	244	1.65
	Average	183,774	117	0.64	217	1.21
50,000 - 100,000	ISLAND SO	62,060	43	0.69	76	1.22
	MASON SO	55,780	48	0.86	88	1.58
	SKAGIT SO	55,770	56	1.00	137	2.46
	WHATCOM SO	95,610	86	0.90	187	1.96
	YAKIMA SO	90,670	57	0.63	86	0.95
	Average	71,978	58	0.82	115	1.63
25,000 - 50,000	BENTON SO	40,770	60	1.47	72	1.77
	CHELAN SO	45,790	54	1.18	70	1.53
	CLALLAM SO	45,885	38	0.83	49	1.07
	COWLITZ SO	49,105	41	0.83	61	1.24
	DOUGLAS SO	30,600	33	1.08	38	1.24
	GRANT SO	46,285	56	1.21	123	2.66
	GRAYS HARBOR SO	28,755	56	1.95	78	2.71
	LEWIS SO	49,255	38	0.77	106	2.15
	OKANOGAN SO	31,692	28	0.88	82	2.59
	STEVENS SO	37,260	31	0.83	64	1.72
	Average	40,540	44	1.10	74	1.87
10,000 - 25,000	ADAMS SO	10,410	16	1.54	36	3.46
	ASOTIN SO	14,395	13	0.90	29	2.01
	FRANKLIN SO	14,645	31	2.12	84	5.74
	JEFFERSON SO	22,635	24	1.06	43	1.90
	KITTITAS SO	22,820	48	2.10	99	4.34
	Klickitat SO	16,095	18	1.12	38	2.36
	PACIFIC SO	14,895	16	1.07	45	3.02
	PEND OREILLE SO	11,770	13	1.10	34	2.89
	SAN JUAN SO	17,500	22	1.26	36	2.06
	SKAMANIA SO	12,450	32	2.57	35	2.81
	WALLA WALLA SO	18,565	28	1.51	36	1.94
	WHITMAN SO	10,115	16	1.58	32	3.16

County Law Enforcement Employee Rates
Per 1,000 Inhabitants
As of October 31, 2021

Unincorporated Agency Populations	Agency	Pop.	Comm. Total	Comm. Rate	Total Comm. & Civilian	Total Rate
	Average	15,525	23	1.49	46	2.97
5,000 - 10,000	FERRY SO	8,000	6	0.75	21	2.63
	LINCOLN SO	9,665	15	1.55	27	2.79
	Average	8,833	11	1.15	24	2.71
2,500 - 5,000	COLUMBIA SO	4,200	8	1.90	8	1.90
	WAHKIAKUM SO	4,275	9	2.11	20	4.68
	Average	4,238	9	2.01	14	3.29
1,000 - 2,500	GARFIELD SO	2,250	7	3.11	14	6.22
	Average	2,250	7	3.11	14	6.22

**Number of Full-Time Law Enforcement Employees
Washington State Zero Population Agencies as of
October 31, 2021**

Agency	Commissioned Officers			Civilian Employees			Full-Time Employees
	Male	Female	Total	Male	Female	Total	
WSU VANCOUVER PD	2	1	3	1	1	2	5
UNIV. OF WASH. PD	24	5	29	20	13	33	62
CENTRAL WASH UNIV PD	12	2	14	0	2	2	16
E. WASH. UNIV. PD	10	1	11	0	1	1	12
EVERGREEN ST. COLLEGE PD	5	1	6	2	4	6	12
W. WASH. UNIV. PD	12	1	13	0	8	8	21
WASH. ST. UNIV. PD	19	3	22	1	2	3	25
PORT OF PASCO PD	5	0	5	0	0	0	5
PORT OF SEATTLE PD	92	14	106	8	26	34	140
PIERCE TRANSIT PD	15	2	17	15	3	18	35
GAMBLING COMMISSION *	35	14	49	11	29	40	89
LIQUOR & CANNABIS BOARD *	91	16	107	22	22	44	151
DEPT OF NATURAL RESOURCES *	13	0	13	0	0	0	13
PARKS & RECREATION COMM.	80	11	91	65	47	112	203
OFFICE OF INSURANCE COMM. *	8	0	8	0	2	2	10
DEPT OF FISH & WILDLIFE	112	16	128	13	11	24	152
WASH. STATE PATROL	843	93	936	505	558	1,063	1,999
LOWER ELWHA TRIBAL PD	11	0	11	0	4	4	15
NISQUALLY TRIBAL PD	17	2	19	0	4	4	23
SUQUAMISH TRIBAL PD	14	0	14	0	2	2	16
MUCKLESHOOT TRIBAL PD	11	3	14	0	2	2	16
SKOKOMISH TRIBAL PD	9	1	10	0	1	1	11
SHOALWATER BAY TRIBAL PD	3	1	4	0	1	1	5
STILLAGUAMISH TRIBAL PD	12	1	13	0	0	0	13
NOOKSACK TRIBAL PD	9	0	9	0	0	0	9
SPOKANE TRIBAL PD	11	1	12	4	7	11	23
QUINULT TRIBAL PD	5	3	8	3	5	8	16
SQUAXIN ISLAND TRIBAL PD	8	2	10	2	1	3	13
MAKAH TRIBAL PD	8	1	9	3	2	5	14
COLVILLE TRIBAL PD	26	3	29	5	4	9	38
YAKAMA NATION TRIBAL PD	27	4	31	5	10	15	46
LUMMI TRIBAL PD	18	2	20	0	2	2	22
KALISPEL TRIBAL PD	19	2	21	1	2	3	24
PUYALLUP TRIBAL PD	22	2	24	11	10	21	45
SAUK-SUIATTLE TRIBAL PD	4	2	6	0	0	0	6
SWINOMISH TRIBAL PD	13	2	15	2	5	7	22
UPPER SKAGIT TRIBAL PD	7	0	7	0	0	0	7
PORT GAMBLE S'KLALLAM TRIBAL PD	10	2	12	0	0	0	12
CHEHALIS TRIBAL PD	12	1	13	11	6	17	30
TULALIP TRIBAL PD	33	4	37	6	11	17	54
LA PUSH TRIBAL PD	5	0	5	0	0	0	5
SNOQUALMIE TRIBAL PD	3	0	3	0	1	1	4

* The commissioned officers for these agencies have a limited commission.

Glossary of Terms and Definitions

Glossary of Terms

ALL OTHER OFFENSES:

A Group B Arrest-Only offense for an arrest offense that is not a Group A offense and not included in one of the other specifically named Group B crime categories.

ANIMAL CRUELTY:

Intentionally, knowingly, or recklessly taking an action that mistreats or kills any animal without just cause. This does not include proper maintenance of animals for show or sport; use of animals for food, lawful hunting, fishing, or trapping.

ARSON:

Unlawful or intentional damage or attempt to damage any real or personal by fire or incendiary device.

ASSAULT OFFENSES:

An unlawful attack by one person on another.

Aggravated Assault - An attack where the offender uses a weapon or displays it threateningly, the victim suffers obvious severe bodily injury, or there is a risk for serious injury or intent to seriously injure; this includes attempt to murder.

Simple Assault - An attack or attempted attack where no weapon was used and that did not result in serious or aggravated injury to the victim; this includes a minor assault or injury caused by culpable negligence.

Intimidation - Placing another person in reasonable fear of bodily harm through threatening words and/or other conduct, but without displaying a weapon or subjecting the victim to actual physical attack; this includes bomb threats and stalking.

BAD CHECKS:

Knowingly and intentionally writing and/or negotiating checks drawn against insufficient or nonexistent funds. This is a Group B Arrest-Only offense.

BIAS MOTIVATION:

See "Hate Crime".

BRIBERY:

Offering, giving, receiving, or soliciting of anything of value (i.e., a bribe, gratuity, or kickback) to sway the judgment or action of a person in a position of trust or influence.

BURGLARY/BREAKING and ENTERING:

Unlawful entry into a building or structure with the intent to commit a felony or a theft.

CARNAL KNOWLEDGE:

An archaic or legal euphemism for sexual intercourse or other sexual activity.

CLEARANCE:

For the purpose of UCR, a clearance indicates an arrest has been made or exceptional circumstances have occurred preventing an arrest. All four elements must exist for an exceptional clearance: 1) the identity of at least one offender must be known, 2) sufficient probable cause has been developed to support the arrest and prosecution, 3) the offender's exact location must be known, and 4) there is a reason outside of law enforcement's control which prevents the arrest (for example, death of the offender). In UCR terminology, a clearance does not include a case for which the law enforcement agency could not proceed with an investigation due to an uncooperative or unavailable witness or victim.

COUNTERFEITING/FORGERY:

The altering, copying or imitation of something, without authority or right, with intent to deceive or defraud

by passing the copy or thing altered or imitated as that which is original or genuine; or the selling, buying or possession of an altered, copied, or imitated thing with the intent to deceive or defraud.

CRIMES AGAINST PERSONS:

Offenses where the victims are always “individuals” or “law enforcement officers”. This includes the Assault Offenses, Homicide Offenses, Human Trafficking Offenses, Kidnapping/Abduction, Sex Offenses, and Violations of No Contact, Protection, or Anti-Harassment Orders.

CRIMES AGAINST PROPERTY:

Offenses to obtain money, property, or some other benefit or to damage/destroy property. This includes Arson, Bribery, Burglary, Counterfeiting/Forgery, Destruction/Damage/Vandalism, Embezzlement, Extortion/Blackmail, Fraud Offenses, Theft Offenses, Motor Vehicle Theft, Robbery, and Stolen Property Offenses.

CRIMES AGAINST SOCIETY:

Offenses that represent society’s prohibition against engaging in certain types of activity. This includes Animal Cruelty, Drug/Narcotic Violations, Gambling Offenses, Pornography/Obscene Material, Prostitution Offenses, and Weapon Law Violations.

CRIME INDEX:

A measure formerly used for comparing the extent of crime among cities, counties, and states of similar size; the total number of certain offenses that occurred within a given area during a given calendar period. The FBI discontinued use of the Crime Index in 2004; Washington State discontinued using the term beginning in 2012.

CRIME RATE:

A category or grouping of crimes divided by an adjusted variance in population; for example, the number of offenses or crimes for each 1,000 persons. To calculate: first, divide the population by 1,000; second, divide the crime category or grouping by the quotient of the first division, and finally; the final quotient is the crime rate.

1. 273,000 (population) divided by 1,000 = 273.0
2. 21,257 (crime) divided by 273.0 = 77.86
3. 77.86 = crime rate (the number of crimes per 1,000 people)

CURFEW/LOITERING/VAGRANCY VIOLATIONS:

Violations of a court order, regulation, ordinance, or law requiring the withdrawal of persons from the streets or other specified areas; prohibiting persons from remaining in an area or place in an idle or aimless manner; prohibiting persons from going from place to place without visible means of support. This is a Group B Arrest-Only offense.

DESTRUCTION/DAMAGE/VANDALISM of PROPERTY:

Willfully or maliciously destroying, damaging, defacing, or otherwise injuring real or personal property without the consent of the owner or the person having custody or control of it.

DISORDERLY CONDUCT:

Committing or attempting to commit a behavior that tends to disturb the public peace or decorum, scandalize the community, or shock the public sense of morality. This is a Group B Arrest-Only offense.

DOMESTIC VIOLENCE:

Crimes committed by one family or household member against another. Family or household members includes spouses; former spouses; persons who have a child in common; adult persons related by blood or marriage; adult persons residing together or who have resided together in the past; dating relationships, and; persons who have a biological or legal parent-child relationship, including step-parents, step-children, grandparents, and grandchildren. (Reference: RCW 10.99.020)

DRIVING UNDER THE INFLUENCE:

Driving or operating of a motor vehicle or common carrier while mentally or physically impaired as the result of consuming an alcoholic beverage or using a drug or narcotic; this includes operating an airplane,

boat, bus, streetcar, train, etc., while under the influence. This is a Group B Arrest-Only offense.

DRUG/NARCOTIC OFFENSES:

Violations of state and/or local laws relating to the unlawful possession, sale, use, growing, manufacturing, and making of narcotic drugs and the equipment or devices utilized in the preparation and/or use.

Drug/Narcotic Violations - The unlawful cultivation, manufacture, distribution, sale, purchase, use, possession, transportation or importation of any drug, controlled substance, or narcotic.

Drug Equipment Violations - The unlawful manufacture, sale, purchase, possession or transportation of equipment or devices utilized in preparing and/or using drugs, controlled substances, or narcotics.

DRUNKENNESS:

Violations of laws or ordinances prohibiting drinking alcoholic beverages to the extent that one's mental faculties and physical coordination are substantially impaired. This is a Group B Arrest-Only offense.

EMBEZZLEMENT:

Unlawful misappropriation or misapplication of money, property, or some other thing of value entrusted to one's care, custody, or control.

EXTORTION/BLACKMAIL:

Unlawfully obtain money, property, or any other thing of value, either tangible or intangible, through the use or threat of force, misuse of authority, threat of criminal prosecution, and threat of destruction of reputation or social standing, or through coercive means.

FAMILY OFFENSES, NON-VIOLENT:

Unlawful, non-violent acts by a family member (or legal guardian) which threaten the physical, mental, or economic well-being or morals of another family member and that are not classifiable as other offenses such as Assault, Incest, or Statutory Rape. This is a Group B Arrest-Only offense.

FRAUD OFFENSES:

Intentional perversion of the truth for the purpose of inducing another person or other entity in reliance upon it to part with something of value or surrender a legal right.

Credit Card/Automatic Teller Machine Fraud - Unlawful use of a credit or debit card or automatic teller machine (ATM) for fraudulent purposes.

False Pretenses/Swindle/Confidence Game - Intentional misrepresentation of existing facts or conditions, or the use of some other deceptive scheme or device to obtain money, goods, or other things of value. This offense is used for Fraud offenses that do not fit any of the definitions of the other specific subcategories.

Hacking/Computer Invasion – Wrongfully gaining access to another person's or institution's computer software, hardware, or networks without authorized permissions or security clearances.

Identity Theft – Wrongfully obtaining and using another person's personal data (for example: name, date of birth, social security number, or driver license number); involves a real person as the victim.

Impersonation - Falsely representing one's role or position and acting in the character or position to unlawfully deceive others and thereby gain a profit or advantage or enjoy some right or privilege. This does not involve a real person as the victim.

Welfare Fraud - Use of deceitful statements, practices, or devices to unlawfully obtain welfare benefits.

Wire Fraud - Use of an electric or electronic communications facility to intentionally transmit a false and/or deceptive message in furtherance of a fraudulent activity.

GAMBLING OFFENSES:

Unlawfully bet or wager money or something of value; assist, promote, or operate a game of chance for money or some other stake; possess or transmit wagering information; manufacture, sell, purchase, possess, or transport gambling equipment, devices, or goods; or tamper with the outcome of a sporting event or contest to gain a gambling advantage.

Betting/Wagering - Unlawfully stake money or something else of value on the happening of an uncertain event or on the ascertainment of a fact in dispute.

Operating/Promoting/Assisting Gambling - Unlawfully operate, promote, or assist in the operation of a game of chance, lottery, or other gambling activity.

Gambling Equipment Violations - Unlawfully manufacture, sell, buy, possess, or transport equipment, devices, and/or goods used for gambling activity.

Sports Tampering - Unlawfully alter, meddle in, or otherwise interfere with a sporting contest or event for the purpose of gaining a gambling advantage.

GROUP A OR B OFFENSES:

The two (2) categories of offenses reported in NIBRS; Group A Incident or Group B Arrest-Only offenses are determined by the seriousness or significance of the offense. Any offense not designated as a Group A or B offense is included in the Group B category: All Other Offenses.

HATE CRIME:

Maliciously and intentionally commit an offense because of perception of the victim's race, color, religion, ancestry, national origin, gender, sexual orientation, gender expression or identity, or mental, physical, or sensory disability.

HOMICIDE OFFENSES:

Murder and Non-Negligent Manslaughter - The willful (non-negligent) killing of one human being by another.

Negligent Manslaughter - The killing of another person through gross negligence.

Justifiable Homicide - The killing of a perpetrator of a serious criminal offense by a law enforcement officer in the line of duty; or the killing, during the commission of a serious criminal offense, of the offender by a private individual.

NOTE: Justifiable Homicide is not considered a crime and is not included in an agency's crime statistics.

HUMAN TRAFFICKING OFFENSES:

The inducement of a person to perform a commercial sex act or labor or services through force, fraud, or coercion.

Commercial Sex Acts - Inducing a person by force, fraud, or coercion to participate in commercial sex acts or in which the person induced to perform such act(s) has not attained 18 years of age.

Involuntary Servitude - Obtaining of a person through recruitment, harboring, transportation, or provision, and subjecting such persons by force, fraud, or coercion into involuntary servitude, peonage, debt bondage, or slavery; does not include commercial sex acts.

INCIDENT NUMBER:

A mandatory number assigned by the reporting agency to each Group A Incident Report that uniquely identifies an incident; for example, the agency's case number.

JUVENILE:

A person who is under the age of 18 at the time of an incident or arrest.

KIDNAPPING/ABDUCTION:

Unlawful seizure, transportation, and/or detention of a person against his/her will or of a minor without the consent of his/her custodial parent(s) or legal guardian; this includes hostage-taking.

LARCENY/THEFT OFFENSES:

Unlawful taking, carrying, leading, or riding away of property from the possession or constructive possession of another or the attempt to do so.

All Other Larceny - All thefts which do not fit any of the definitions of the specific subcategories of Larceny/Theft listed below.

Pocket-Picking - Theft of articles from another person's physical possession by stealth where the victim does not become immediately aware of the theft.

Purse-Snatching - Grabbing or snatching of a purse, handbag, etc., from the physical possession of another person; if the offender used more force than necessary or the victim resisted the theft, this would be classified as a Robbery.

Shoplifting - Theft by someone other than an employee of the victim, of goods or merchandise exposed for sale.

Theft from Building - Theft from within a building which is either open to the general public or to which the offender has legal access.

Theft from Coin-Operated Machine or Device - Theft from a machine or device that is operated or activated by the use of coins or paper money.

Theft from Motor Vehicle - Theft of articles from a motor vehicle, whether locked or unlocked.

Theft of Motor Vehicle Parts or Accessories - Theft of any part or accessory affixed to the interior or exterior of a motor vehicle in a manner which would make the item an attachment of the vehicle or necessary for its operation.

LIQUOR LAW VIOLATIONS:

Violations of laws or ordinances prohibiting the manufacture, sale, purchase, transportation, possession, or use of alcoholic beverages; includes maintenance of unlawful drinking places, operating without a liquor license, and furnishing liquor to a minor. This is a Group B Arrest-Only offense.

MALICIOUS HARASSMENT:

See "Hate Crime".

MOTOR VEHICLE THEFT:

Theft or attempted theft of a self-propelled vehicle that runs on the surface of land not on rails. Note: Incidents of carjacking would be classified as Robbery.

NATIONAL INCIDENT-BASED REPORTING SYSTEM (NIBRS):

A national method of submitting statewide crime statistics from State Uniform Crime Reporting (UCR) Programs to the FBI UCR Program. NIBRS was developed in the 1980s to replace the Summary Reporting System method from the 1930s.

PEEPING TOM:

Secretly looking through a window, doorway, keyhole, or other aperture for the purpose of voyeurism. This is a Group B Arrest-Only offense.

PORNOGRAPHY/OBSCENE MATERIAL:

Violations of laws or ordinances prohibiting the manufacture, publishing, distribution, sale, purchase, or possession of sexually explicit material deemed legally obscene.

PROSTITUTION OFFENSES:

Unlawfully engage in or promote sexual activities for anything of value.

Prostitution – Unlawfully engage in commercial sex acts for anything of value.

Assisting or Promoting Prostitution – Solicitation of customers or transportation of persons for prostitution purposes; to own, manage, or operate a dwelling or other establishment for the purpose of providing a place where prostitution is performed, or; to otherwise assist or promote prostitution.

Purchasing Prostitution – Purchase or trade anything of value for commercial sex acts.

REPORTED OFFENSE:

An act which comes to the attention of law enforcement authorities as a possible offense.

REVISED CODE OF WASHINGTON (RCW):

The laws or statutes of Washington enacted by the state legislature.

ROBBERY:

Taking or attempting to take anything of value under confrontational circumstances from the control, custody, or care of a person or persons by force or threat of force or violence and/or putting the victim in fear of immediate harm.

SEX OFFENSES:

Any sexual act directed against another person, without the consent of the victim, including instances where the victim is incapable of giving consent.

Fondling – The touching of the private body parts of another person for the purpose of sexual gratification, without the consent of the victim, including instances where the victim is incapable of giving consent because of his/her age or because of his/her temporary or permanent mental or physical incapacity.

Rape – The carnal knowledge of a person, without the consent of the victim, including instances where the victim is incapable of giving consent because of his/her age or because of his/her temporary or permanent mental or physical incapacity.

Sexual Assault With An Object – Use of an object or instrument to unlawfully penetrate, however slightly, the genital or anal opening of the body of another person, without consent of the victim, including instances where the victim is incapable of giving consent because of his/her age or because of his/her temporary or permanent mental or physical incapacity.

Sodomy – Oral or anal sexual intercourse with another person, without the consent of the victim, including instances where the victim is incapable of giving consent because of his/her age or because of his/her temporary or permanent mental or physical incapacity.

SEX OFFENSES, UNLAWFUL SEXUAL INTERCOURSE:

Unlawful sexual intercourse.

Incest - Non-forcible sexual intercourse between persons who are related to each other within degrees wherein marriage is prohibited by law.

Statutory Rape - Non-forcible sexual intercourse with a person who is under the statutory age of consent.

STOLEN PROPERTY OFFENSE:

Buying, receiving, possessing, selling, concealing, or transporting any property with the knowledge that it has been unlawfully taken.

SUMMARY REPORTING SYSTEM (SRS):

A national method developed in the 1930s for State Uniform Crime Reporting (UCR) Programs to submit statewide crime statistics to the FBI UCR Program. Replaced in the 1980s by the National Incident-Based Reporting System (NIBRS).

TRESPASS OF REAL PROPERTY:

Unlawfully enter land, a dwelling, or other real property. This is a Group B Arrest-Only offense.

VIOLATION OF NO CONTACT OR PROTECTION ORDER:

All violations of a court order including No Contact, Protection, Restraining, and Anti-Harassment; for the purposes of NIBRS submission, the court order does not have to be related to domestic violence.

WEAPON LAW VIOLATIONS:

Violations of laws or ordinances prohibiting the manufacture, sale, purchase, transportation, possession, concealment, or use of firearms, cutting instruments, explosives, incendiary devices, or other deadly weapons.